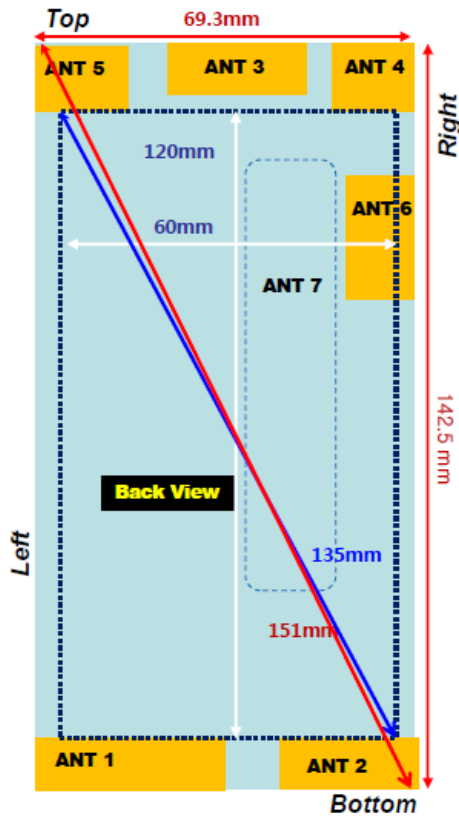
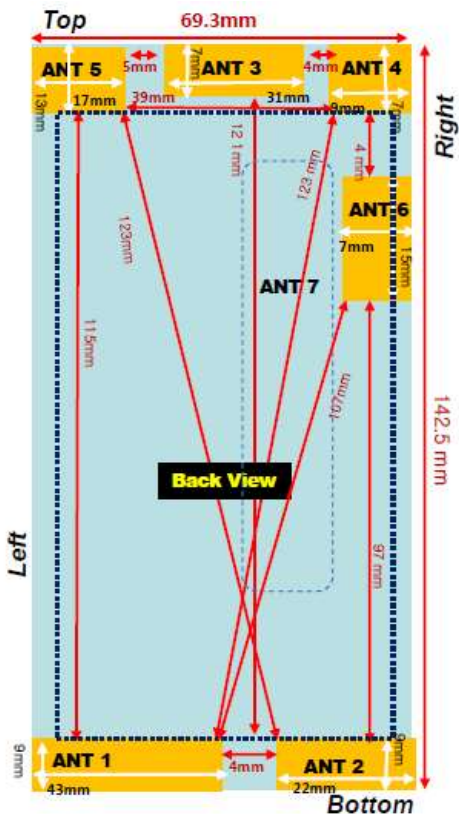


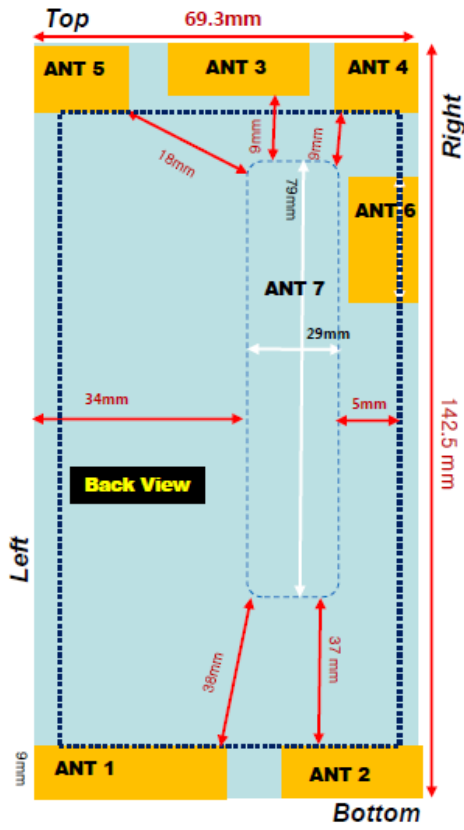
Antenna and Device Information



Antenna	Mode	Band
ANT1	Main LB	LTE B5/8/12/17/20/28 W5/8 GSM850/EGSM – TX,RX
ANT2	Main MB/HB	LTE B1,3,4,7,38 W1/2 DCS/PCS – TX,RX
ANT3	LB/HB MRD	LTE B5/8/12/17/20/28 LTE 7/38 W5/8 GSM850/EGSM– RX
ANT4	MB MRD	LTE B1/3/4 W1/2 DCS/PCS – RX
ANT5	GPS	GPS
ANT6	WIFI	2.4G
ANT7	NFC	NFC



Antenna	Mode	Band
ANT1	Main LB	LTE B5/8/12/17/20/28 W5/8 GSM850/EGSM – TX,RX
ANT2	Main MB/HB	LTE B1,3,4,7,38 W1/2 DCS/PCS – TX,RX
ANT3	LB/HB MRD	LTE B5/8/12/17/20/28 LTE 7/38 W5/8 GSM850/EGSM– RX
ANT4	MB MRD	LTE B1/3/4 W1/2 DCS/PCS – RX
ANT5	GPS	GPS
ANT6	WIFI	2.4G
ANT7	NFC	NFC



Antenna	Mode	Band
ANT1	Main LB	LTE B5/8/12/17/20/28 W5/8 GSM850/EGSM – TX,RX
ANT2	Main MB/HB	LTE B1,3,4,7,38 W1/2 DCS/PCS – TX,RX
ANT3	LB/HB MRD	LTE B5/8/12/17/20/28 LTE 7/38 W5/8 GSM850/EGSM– RX
ANT4	MB MRD	LTE B1/3/4 W1/2 DCS/PCS – RX
ANT5	GPS	GPS
ANT6	WIFI	2.4G
ANT7	NFC	NFC

SAR Test Setup Photographs

■ **Test Setup Photo (Left All)**



■ Test Setup Photo (Left Touch/Tilt)



■ Test Setup Photo (Right All)




■ Test Setup Photo (Right Touch/Tilt)



■ **Test Setup Photo (Body All)**




■ Test Setup Photo (Rear)



[Distance of 1.0 cm from the EUT]

■ Test Setup Photo (Front)




[Distance of **1.0 cm** from the EUT]

■ Test Setup Photo (Left)



[Distance of 1.0 cm from the EUT]

■ Test Setup Photo (Right)



[Distance of 1.0 cm from the EUT]

■ Test Setup Photo(Top)



[Distance of 1.0 cm from the EUT]

■ **Test Setup Photo(Bottom)**



[Distance of 1.0 cm from the EUT]

■ Test Setup Photo(Bottom) Without Holder



[Distance of 1.0 cm from the EUT without Holder]