



PCTEST ENGINEERING LABORATORY, INC.

7185 Oakland Mills Road, Columbia, MD 21046 USA
Tel. 410.290.6652 / Fax 410.290.6654
<http://www.pctestlab.com>



MEASUREMENT REPORT FCC Part 22 & 24

Applicant Name:
LG Electronics MobileComm U.S.A
1000 Sylvan Avenue
Englewood Cliffs, NJ 07632
United States


Date of Testing:
4/10-4/26/2017
Test Site/Location:
PCTEST Lab., Columbia, MD, USA
Test Report Serial No.:
1M1704100138-02.ZNF

FCC ID:	ZNFM322
APPLICANT:	LG ELECTRONICS MOBILECOMM U.S.A



Application Type: Certification
Model: LG-M322
Additional Model(s): LGM322, M322
EUT Type: Portable Handset
FCC Classification: PCS Licensed Transmitter Held to Ear (PCE)
FCC Rule Part(s): §2 §22(H) §24(E)
Test Procedure(s): ANSI/TIA-603-D-2010, KDB 971168 D01 v02r02
Test Device Serial No.: *identical prototype* [S/N: 09455, 09521]

This equipment has been shown to be capable of compliance with the applicable technical standards as indicated in the measurement report and was tested in accordance with the measurement procedures specified in §2.947. Test results reported herein relate only to the item(s) tested.

I attest to the accuracy of data. All measurements reported herein were performed by me or were made under my supervision and are correct to the best of my knowledge and belief. I assume full responsibility for the completeness of these measurements and vouch for the qualifications of all persons taking them.




 Randy Ortanez
 President

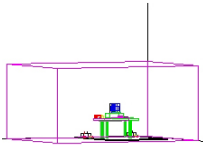


FCC ID: ZNFM322	 FCC Pt. 22 & 24 GSM / GPRS / EDGE / CDMA / WCDMA MEASUREMENT REPORT (CERTIFICATION)		Approved by: Quality Manager
Test Report S/N: 1M1704100138-02.ZNF	Test Dates: 4/10-4/26/2017	EUT Type: Portable Handset	Page 1 of 89

T A B L E O F C O N T E N T S

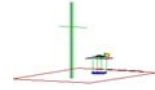
FCC PART 22 & 24 MEASUREMENT REPORT		3
1.0 INTRODUCTION		5
1.1 Scope		5
1.2 Testing Facility		5
2.0 PRODUCT INFORMATION		6
2.1 Equipment Description		6
2.2 Device Capabilities		6
2.3 Test Configuration		6
2.4 EMI Suppression Device(s)/Modifications		6
3.0 DESCRIPTION OF TESTS		7
3.1 Evaluation Procedure		7
3.2 Cellular - Base Frequency Blocks		7
3.3 Cellular - Mobile Frequency Blocks		7
3.4 PCS - Base Frequency Blocks		7
3.5 PCS - Mobile Frequency Blocks		8
3.6 Radiated Measurements		8
4.0 MEASUREMENT UNCERTAINTY		9
5.0 TEST EQUIPMENT CALIBRATION DATA		10
6.0 SAMPLE CALCULATIONS		11
7.0 TEST RESULTS		12
7.1 Summary		12
7.2 Occupied Bandwidth		13
7.3 Spurious and Harmonic Emissions at Antenna Terminal		18
7.4 Band Edge Emissions at Antenna Terminal		46
7.5 Peak-Average Ratio		57
7.6 Radiated Power (ERP/EIRP)		60
7.7 Radiated Spurious Emissions Measurements		65
7.8 Frequency Stability / Temperature Variation		76
8.0 CONCLUSION		89

FCC ID: ZNFM322	 FCC Pt. 22 & 24 GSM / GPRS / EDGE / CDMA / WCDMA MEASUREMENT REPORT (CERTIFICATION)		Approved by: Quality Manager
Test Report S/N: 1M1704100138-02.ZNF	Test Dates: 4/10-4/26/2017	EUT Type: Portable Handset	Page 2 of 89



MEASUREMENT REPORT

FCC Part 22 & 24





§2.1033 General Information



APPLICANT: LG Electronics MobileComm U.S.A
APPLICANT ADDRESS: 1000 Sylvan Avenue
 Englewood Cliffs, NJ 07632, United States
TEST SITE: PCTEST ENGINEERING LABORATORY, INC.
TEST SITE ADDRESS: 7185 Oakland Mills Road, Columbia, MD 21046 USA
FCC RULE PART(S): §2 §22(H) §24(E)
BASE MODEL: LG-M322
FCC ID: ZNFM322
FCC CLASSIFICATION: PCS Licensed Transmitter Held to Ear (PCE)
MODE: GSM / GPRS / EDGE / CDMA / WCDMA
FREQUENCY TOLERANCE: ±0.00025 % (2.5 ppm)
Test Device Serial No.: 09455, 09521 Production Pre-Production Engineering
DATE(S) OF TEST: 4/10-4/26/2017
TEST REPORT S/N: 1M1704100138-02.ZNF

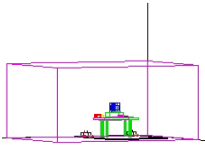
Test Facility / Accreditations

Measurements were performed at PCTEST Engineering Lab located in Columbia, MD 21046, U.S.A.

- PCTEST facility is an FCC registered (PCTEST Reg. No. 159966) test facility with the site description report on file and has met all the requirements specified in Section 2.948 of the FCC Rules and Industry Canada (2451B-1).
- PCTEST Lab is accredited to ISO 17025 by U.S. National Institute of Standards and Technology (NIST) under the National Voluntary Laboratory Accreditation Program (NVLAP Lab code: 100431-0) in EMC, FCC and Telecommunications.
- PCTEST Lab is accredited to ISO 17025-2005 by the American Association for Laboratory Accreditation (A2LA) in Specific Absorption Rate (SAR) testing, Hearing Aid Compatibility (HAC) testing, CTIA Test Plans, and wireless testing for FCC and Industry Canada Rules.
- PCTEST Lab is a recognized U.S. Conformity Assessment Body (CAB) in EMC and R&TTE (n.b. 0982) under the U.S.-EU Mutual Recognition Agreement (MRA).
- PCTEST TCB is a Telecommunication Certification Body (TCB) accredited to ISO/IEC Guide 65 by the American National Standards Institute (ANSI) in all scopes of FCC Rules and Industry Canada Standards (RSS).
- PCTEST facility is an IC registered (2451B-1) test laboratory with the site description on file at Industry Canada.
- PCTEST is a CTIA Authorized Test Laboratory (CATL) for AMPS, CDMA, and EvDO wireless devices and for Over-the-Air (OTA) Antenna Performance testing for AMPS, CDMA, GSM, GPRS, EGPRS, UMTS (W-CDMA), CDMA 1xEVDO, and CDMA 1xRTT.



FCC ID: ZNFM322	 FCC Pt. 22 & 24 GSM / GPRS / EDGE / CDMA / WCDMA MEASUREMENT REPORT (CERTIFICATION)		Approved by: Quality Manager
Test Report S/N: 1M1704100138-02.ZNF	Test Dates: 4/10-4/26/2017	EUT Type: Portable Handset	Page 3 of 89





MEASUREMENT REPORT

FCC Part 22 & 24



Mode	FCC Rule Part	Tx Frequency (MHz)	ERP/EIRP		Emission Designator
			Max. Power (W)	Max. Power (dBm)	
GPRS850	22H	824.2 - 848.8	1.380	31.40	245KGXW
EDGE850	22H	824.2 - 848.8	0.288	24.59	236KG7W
WCDMA850	22H	826.4 - 846.6	0.122	20.87	4M16F9W
CDMA850	22H	824.70 - 848.31	0.135	21.31	1M28F9W
GPRS1900	24E	1850.2 - 1909.8	1.247	30.96	245KGXW
EDGE1900	24E	1850.2 - 1909.8	0.395	25.97	242KG7W
WCDMA1900	24E	1852.4 - 1907.6	0.201	23.02	4M14F9W
CDMA1900	24E	1851.25 - 1908.75	0.242	23.83	1M28F9W

EUT Overview

FCC ID: ZNFM322	 FCC Pt. 22 & 24 GSM / GPRS / EDGE / CDMA / WCDMA MEASUREMENT REPORT (CERTIFICATION)		Approved by: Quality Manager
Test Report S/N: 1M1704100138-02.ZNF	Test Dates: 4/10-4/26/2017	EUT Type: Portable Handset	Page 4 of 89

1.0 INTRODUCTION

1.1 Scope

Measurement and determination of electromagnetic emissions (EME) of radio frequency devices including intentional and/or unintentional radiators for compliance with the technical rules and regulations of the Federal Communications Commission and the Industry Canada Certification and Engineering Bureau.

1.2 Testing Facility

The map below shows the location of the PCTEST LABORATORY, its proximity to the FCC Laboratory, the Columbia vicinity, the Baltimore-Washington Intern't'l (BWI) airport, the city of Baltimore and the Washington, DC area. (See Figure 1-1).

These measurement tests were conducted at the PCTEST Engineering Laboratory, Inc. facility located at 7185 Oakland Mills Road, Columbia, MD 21046. The site coordinates are 39° 10'23" N latitude and 76° 49'50" W longitude. The facility is 0.4 miles North of the FCC laboratory, and the ambient signal and ambient signal strength are approximately equal to those of the FCC laboratory. The detailed description of the measurement facility was found to be in compliance with the requirements of § 2.948 according to ANSI C63.4-2014 on January 22, 2015.

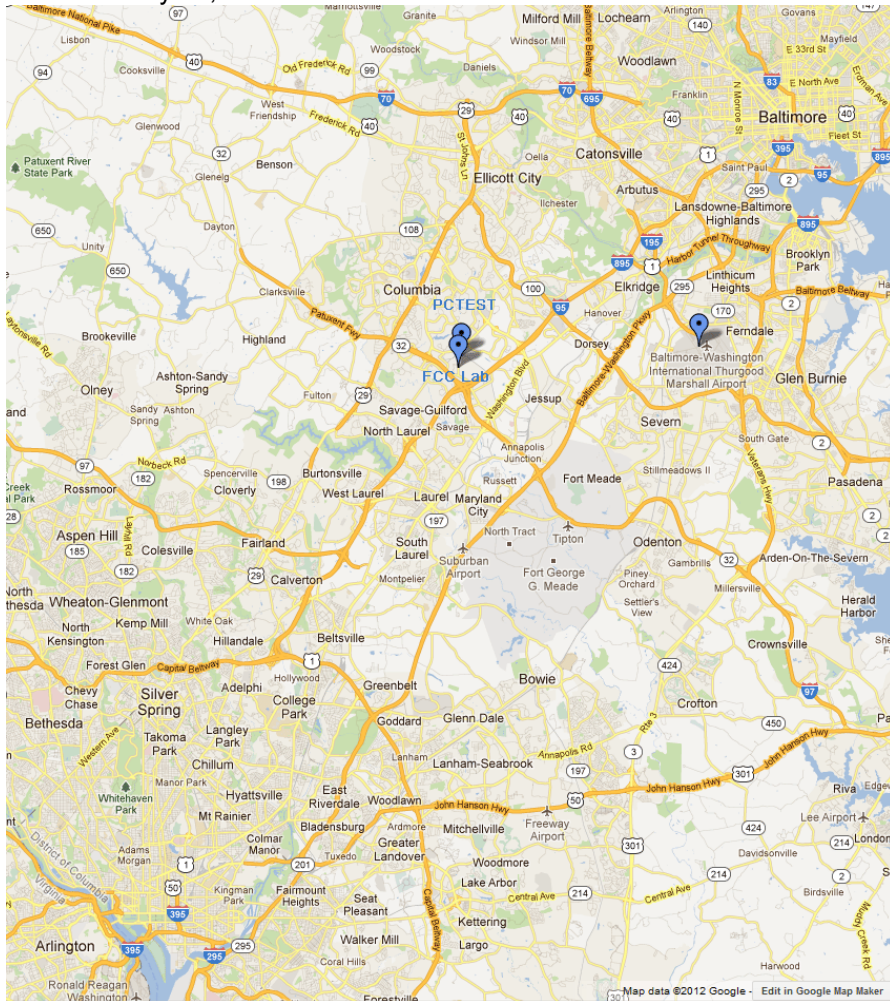


Figure 1-1. Map of the Greater Baltimore and Metropolitan Washington, D.C. area

FCC ID: ZNFM322	PCTEST ENGINEERING LABORATORY, INC.	FCC Pt. 22 & 24 GSM / GPRS / EDGE / CDMA / WCDMA MEASUREMENT REPORT (CERTIFICATION)		Approved by: Quality Manager
Test Report S/N: 1M1704100138-02.ZNF	Test Dates: 4/10-4/26/2017	EUT Type: Portable Handset		Page 5 of 89

2.0 PRODUCT INFORMATION

2.1 Equipment Description

The Equipment Under Test (EUT) is the **LG Portable Handset FCC ID: ZNFM322**. The test data contained in this report pertains only to the emissions due to the EUT's 2G/3G licensed transmitters.

2.2 Device Capabilities

This device contains the following capabilities:



850/1900 CDMA/EvDO Rev0/A (BC0, BC1), 850/1900 GSM/GPRS/EDGE, 850/1900 WCDMA/HSPA, Multi-band LTE, 802.11b/g/n WLAN, 802.11a/n UNII, Bluetooth (1x, EDR, LE)

2.3 Test Configuration

The EUT was tested per the guidance of ANSI/TIA-603-D-2010 and KDB 971168 D01 v02r02. See Section 7.0 of this test report for a description of the radiated and antenna port conducted emissions tests.

2.4 EMI Suppression Device(s)/Modifications

No EMI suppression device(s) were added and no modifications were made during testing.

FCC ID: ZNFM322	 PCTEST ENGINEERING LABORATORY, INC.	FCC Pt. 22 & 24 GSM / GPRS / EDGE / CDMA / WCDMA MEASUREMENT REPORT (CERTIFICATION)	 LG	Approved by: Quality Manager
Test Report S/N: 1M1704100138-02.ZNF	Test Dates: 4/10-4/26/2017	EUT Type: Portable Handset	Page 6 of 89	

3.0 DESCRIPTION OF TESTS

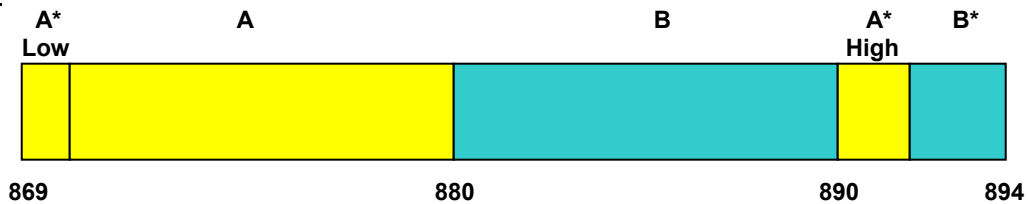
3.1 Evaluation Procedure

The measurement procedures described in the “Land Mobile FM or PM – Communications Equipment – Measurements and Performance Standards” (ANSI/TIA-603-D-2010) and “Measurement Guidance for Certification of Licensed Digital Transmitters” (KDB 971168 D01 v02r02) were used in the measurement of the EUT.

Deviation from Measurement Procedure.....None

3.2 Cellular - Base Frequency Blocks

§22.905



BLOCK 1: 869 – 880 MHz (A* Low + A)

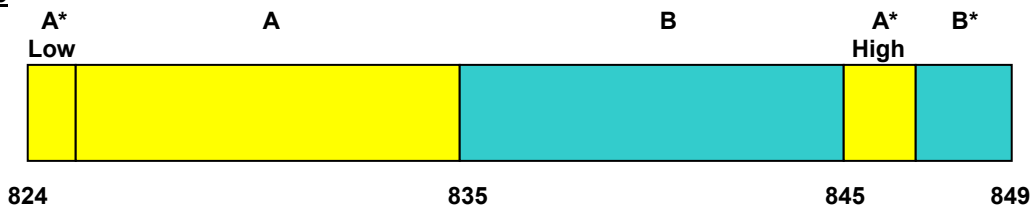
BLOCK 3: 890 – 891.5 MHz (A* High)

BLOCK 2: 880 – 890 MHz (B)

BLOCK 4: 891.5 – 894 MHz (B*)

3.3 Cellular - Mobile Frequency Blocks

§22.905



BLOCK 1: 824 – 835 MHz (A* Low + A)

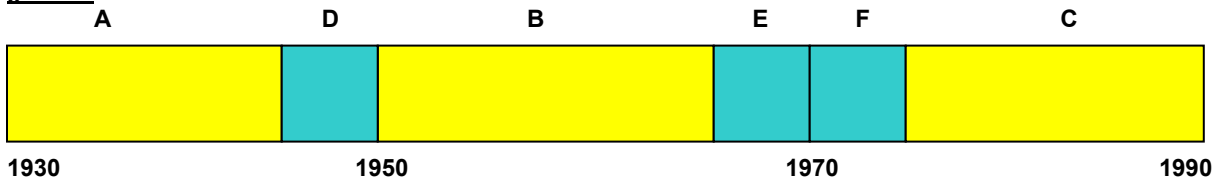
BLOCK 3: 845 – 846.5 MHz (A* High)

BLOCK 2: 835 – 845 MHz (B)

BLOCK 4: 846.5 – 849 MHz (B*)

3.4 PCS - Base Frequency Blocks

§24.229



BLOCK 1: 1930 – 1945 MHz (A)

BLOCK 4: 1965 – 1970 MHz (E)

BLOCK 2: 1945 – 1950 MHz (D)

BLOCK 5: 1970 – 1975 MHz (F)

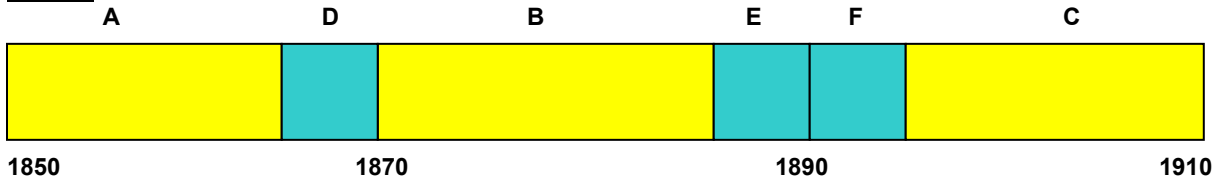
BLOCK 3: 1950 – 1965 MHz (B)

BLOCK 6: 1975 – 1990 MHz (C)

FCC ID: ZNFM322	FCC Pt. 22 & 24 GSM / GPRS / EDGE / CDMA / WCDMA MEASUREMENT REPORT (CERTIFICATION)		Approved by: Quality Manager
Test Report S/N: 1M1704100138-02.ZNF	Test Dates: 4/10-4/26/2017	EUT Type: Portable Handset	Page 7 of 89

3.5 PCS - Mobile Frequency Blocks

§24.229



- | | |
|-------------------------------------|-------------------------------------|
| BLOCK 1: 1850 – 1865 MHz (A) | BLOCK 4: 1885 – 1890 MHz (E) |
| BLOCK 2: 1865 – 1870 MHz (D) | BLOCK 5: 1890 – 1895 MHz (F) |
| BLOCK 3: 1870 – 1885 MHz (B) | BLOCK 6: 1895 – 1910 MHz (C) |

3.6 Radiated Measurements

§2.1053 §22.913(a.2) §22.917(a) §24.232(c) §24.238(a)

The radiated test facilities consisted of an indoor 3 meter semi-anechoic chamber used for final measurements and exploratory measurements, when necessary. The measurement area is contained within the semi-anechoic chamber which is shielded from any ambient interference. The test site inside the chamber is a 6m x 5.2m elliptical, obstruction-free area in accordance with Figure 5.7 of Clause 5 in ANSI C63.4-2014. Absorbers are arranged on the floor between the turn table and the antenna mast in such a way so as to maximize the reduction of reflections for measurements above 1GHz. For measurements below 1GHz, the absorbers are removed. A raised turntable is used for radiated measurement. The turn table is a continuously rotatable, remote-controlled, metallic turntable and 2 meters (6.56 ft.) in diameter. The turn table is flush with the raised floor of the chamber in order to maintain its function as a ground plane. A 72.4cm high PVC support structure is placed on top of the turntable. A 3" (~7.6cm) sheet of high density polystyrene is used as the table top and is placed on top of the PVC supports to bring the total height of the table to 80cm.



The equipment under test was transmitting while connected to its integral antenna and is placed on a turntable 3 meters from the receive antenna. The receive antenna height is adjusted between 1 and 4 meter height, the turntable is rotated through 360 degrees, and the EUT is manipulated through all orthogonal planes representative of its typical use to achieve the highest reading on the receive spectrum analyzer.

Per the guidance of ANSI/TIA-603-D-2010, a half-wave dipole is then substituted in place of the EUT. For emissions above 1GHz, a horn antenna is substituted in place of the EUT. The substitute antenna is driven by a signal generator with the level of the signal generator being adjusted to obtain the same receive spectrum analyzer level previously recorded from the spurious emission from the EUT. The power of the emission is calculated using the following formula:

$$P_d \text{ [dBm]} = P_g \text{ [dBm]} - \text{cable loss [dB]} + \text{antenna gain [dBd/dBi]}$$

Where, P_d is the dipole equivalent power, P_g is the generator output into the substitution antenna, and the antenna gain is the gain of the substitute antenna used relative to either a half-wave dipole (dBd) or an isotropic source (dBi). The substitute level is equal to $P_g \text{ [dBm]} - \text{cable loss [dB]}$.



Radiated power and radiated spurious emission levels are investigated with the receive antenna horizontally and vertically polarized per ANSI/ITA-603-D-2010.

FCC ID: ZNFM322	 FCC Pt. 22 & 24 GSM / GPRS / EDGE / CDMA / WCDMA MEASUREMENT REPORT (CERTIFICATION)		Approved by: Quality Manager
Test Report S/N: 1M1704100138-02.ZNF	Test Dates: 4/10-4/26/2017	EUT Type: Portable Handset	Page 8 of 89

4.0 MEASUREMENT UNCERTAINTY

The measurement uncertainties shown below were calculated in accordance with the requirements of ANSI C63.4-2014. All measurement uncertainty values are shown with a coverage factor of $k = 2$ to indicate a 95% level of confidence. The measurement uncertainty shown below meets or exceeds the U_{CISPR} measurement uncertainty values specified in CISPR 16-4-2 and, thus, can be compared directly to specified limits to determine compliance.

Contribution	Expanded Uncertainty (\pm dB)
Conducted Bench Top Measurements	1.13
Radiated Disturbance (<1GHz)	4.98
Radiated Disturbance (>1GHz)	5.07
Radiated Disturbance (>18GHz)	5.09



FCC ID: ZNFM322	 FCC Pt. 22 & 24 GSM / GPRS / EDGE / CDMA / WCDMA MEASUREMENT REPORT (CERTIFICATION)		Approved by: Quality Manager
Test Report S/N: 1M1704100138-02.ZNF	Test Dates: 4/10-4/26/2017	EUT Type: Portable Handset	Page 9 of 89

5.0 TEST EQUIPMENT CALIBRATION DATA

Test Equipment Calibration is traceable to the National Institute of Standards and Technology (NIST). Measurements antennas used during testing were calibrated in accordance to the requirements of ANSI C63.5-2006.

Manufacturer	Model	Description	Cal Date	Cal Interval	Cal Due	Serial Number
-	LTx2	Licensed Transmitter Cable Set	10/19/2016	Annual	10/19/2017	LTx2
-	RE1	Radiated Emissions Cable Set (UHF/EHF)	7/11/2016	Annual	7/11/2017	RE1
Agilent	N9020A	MXA Signal Analyzer	10/28/2016	Annual	10/28/2017	US46470561
Agilent	N9030A	PXA Signal Analyzer (26.5GHz)	7/20/2016	Annual	7/20/2017	MY49432391
Agilent	N9038A	MXE EMI Receiver	4/21/2016	Annual	4/21/2017	MY51210133
Com-Power	AL-130	9kHz - 30MHz Loop Antenna	7/30/2015	Biennial	7/30/2017	121034
Emco	3115	Horn Antenna (1-18GHz)	3/10/2016	Biennial	3/10/2018	9704-5182
EMCO	3160-09	Small Horn (18 - 26.5GHz)	8/23/2016	Biennial	8/23/2018	135427
ETS Lindgren	3117	1-18 GHz DRG Horn (Medium)	4/26/2016	Biennial	4/26/2018	125518
PCTEST	-	EMC Switch System	7/11/2016	Annual	7/11/2017	NM1
PCTEST	-	EMC Switch System	7/6/2016	Annual	7/6/2017	NM2
Rohde & Schwarz	CMU200	Base Station Simulator	12/12/2016	Annual	12/12/2017	833855/0010
Rohde & Schwarz	ESU26	EMI Test Receiver (26.5GHz)	5/16/2016	Annual	5/16/2017	100342
Rohde & Schwarz	ESU40	EMI Test Receiver (40GHz)	7/15/2016	Annual	7/15/2017	100348
Rohde & Schwarz	TS-PR26	18-26.5 GHz Pre-Amplifier	5/7/2016	Annual	5/7/2017	100040
Schwarzbeck	UHA 9105	Dipole Antenna (400 - 1GHz) Rx	3/30/2016	Biennial	3/30/2018	9105-2404
Seekonk	NC-100	Torque Wrench 5/16", 8" lbs	3/2/2016	Biennial	3/2/2018	N/A
Sunol	JB5	Bi-Log Antenna (30M - 5GHz)	3/14/2016	Biennial	3/14/2018	A051107

Table 5-1. Test Equipment

FCC ID: ZNFM322	 FCC Pt. 22 & 24 GSM / GPRS / EDGE / CDMA / WCDMA MEASUREMENT REPORT (CERTIFICATION)		Approved by: Quality Manager
Test Report S/N: 1M1704100138-02.ZNF	Test Dates: 4/10-4/26/2017	EUT Type: Portable Handset	Page 10 of 89

6.0 SAMPLE CALCULATIONS

GPRS Emission Designator

Emission Designator = 250KGXW

GPRS BW = 250 kHz
 G = Phase Modulation
 X = Cases not otherwise covered
 W = Combination (Audio/Data)

EDGE Emission Designator

Emission Designator = 250KG7W

EDGE BW = 250 kHz
 G = Phase Modulation
 7 = Quantized/Digital Info
 W = Combination (Audio/Data)

CDMA Emission Designator

Emission Designator = 1M25F9W

CDMA BW = 1.25 MHz
 F = Frequency Modulation
 9 = Composite Digital Info
 W = Combination (Audio/Data)

WCDMA Emission Designator



Emission Designator = 4M16F9W

WCDMA BW = 4.16 MHz
 F = Frequency Modulation
 9 = Composite Digital Info
 W = Combination (Audio/Data)

Spurious Radiated Emission

Example: Spurious emission at 3700.40 MHz

The receive spectrum analyzer reading at 3 meters with the EUT on the turntable was -81.0 dBm. The gain of the substituted antenna is 8.1 dBi. The signal generator connected to the substituted antenna terminals is adjusted to produce a reading of -81.0 dBm on the spectrum analyzer. The loss of the cable between the signal generator and the terminals of the substituted antenna is 2.0 dB at 3700.40 MHz. So 6.1 dB is added to the signal generator reading of -30.9 dBm yielding -24.80 dBm. The fundamental EIRP was 25.50 dBm so this harmonic was 25.50 dBm $- (-24.80) = 50.3$ dBc.

FCC ID: ZNFM322	 PCTEST ENGINEERING LABORATORY, INC.	FCC Pt. 22 & 24 GSM / GPRS / EDGE / CDMA / WCDMA MEASUREMENT REPORT (CERTIFICATION)		Approved by: Quality Manager
Test Report S/N: 1M1704100138-02.ZNF	Test Dates: 4/10-4/26/2017	EUT Type: Portable Handset	Page 11 of 89	

7.0 TEST RESULTS

7.1 Summary



Company Name: LG Electronics MobileComm U.S.A
 FCC ID: ZNFM322
 FCC Classification: PCS Licensed Transmitter Held to Ear (PCE)
 Mode(s): GSM / GPRS / EDGE / CDMA / WCDMA

FCC Part Section(s)	Test Description	Test Limit	Test Condition	Test Result	Reference
2.1049	Occupied Bandwidth	N/A	CONDUCTED	PASS	Section 7.2
2.1051 22.917(a) 24.238(a)	Conducted Band Edge / Spurious Emissions	> 43 + log ₁₀ (P[Watts]) at Band Edge and for all out-of-band emissions		PASS	Sections 7.3, 7.4
24.232(d)	Peak-Average Ratio	< 13 dB		PASS	Section 7.5
2.1046	Transmitter Conducted Output Power	N/A		PASS	RF Exposure Report
2.1055 22.355 24.235	Frequency Stability	< 2.5 ppm (Part 22) Emission must remain in band (Part 24)		PASS	Section 7.8
22.913(a.2)	Effective Radiated Power	< 7 Watts max. ERP	RADIATED	PASS	Section 7.6
24.232(c)	Equivalent Isotropic Radiated Power	< 2 Watts max. EIRP		PASS	Section 7.6
2.1053 22.917(a) 24.238(a)	Radiated Spurious Emissions	> 43 + log ₁₀ (P[Watts]) for all out-of-band emissions		PASS	Section 7.7

Table 7-1. Summary of Test Results

Notes:

- 1) All modes of operation and data rates were investigated. The test results shown in the following sections represent the worst case emissions.
- 2) The analyzer plots were all taken with a correction table loaded into the analyzer. The correction table was used to account for the losses of the cables, directional couplers, and attenuators used as part of the system to maintain a link between the call box and the EUT at all frequencies of interest.
- 3) All antenna port conducted emissions testing was performed on a test bench with the antenna port of the EUT connected to the spectrum analyzer through calibrated cables, attenuators, and couplers.
- 4) For conducted spurious emissions, automated test software was used to measure emissions and capture the corresponding plots necessary to show compliance. The measurement software utilized is PCTEST "2G/3G Automation," Version 3.7.

FCC ID: ZNFM322	 FCC Pt. 22 & 24 GSM / GPRS / EDGE / CDMA / WCDMA MEASUREMENT REPORT (CERTIFICATION)		Approved by: Quality Manager
Test Report S/N: 1M1704100138-02.ZNF	Test Dates: 4/10-4/26/2017	EUT Type: Portable Handset	Page 12 of 89

7.2 Occupied Bandwidth

§2.1049

Test Overview

The occupied bandwidth, that is the frequency bandwidth such that, below its lower and above its upper frequency limits, the mean powers radiated are each equal to 0.5 percent of the total mean power radiated by a given emission shall be measured. All modes of operation were investigated and the worst case configuration results are reported in this section.

Test Procedure Used

KDB 971168 D01 v02r02 – Section 4.2

Test Settings

1. The signal analyzer's automatic bandwidth measurement capability was used to perform the 99% occupied bandwidth and the 26dB bandwidth. The bandwidth measurement was not influenced by any intermediate power nulls in the fundamental emission.
2. RBW = 1 – 5% of the expected OBW
3. VBW \geq 3 x RBW
4. Detector = Peak
5. Trace mode = max hold
6. Sweep = auto couple
7. The trace was allowed to stabilize
8. If necessary, steps 2 – 7 were repeated after changing the RBW such that it would be within 1 – 5% of the 99% occupied bandwidth observed in Step 7

Test Setup

The EUT and measurement equipment were set up as shown in the diagram below.

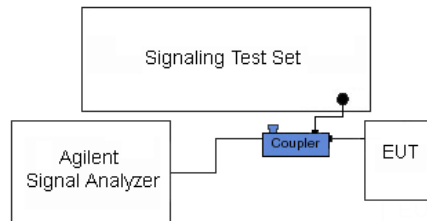


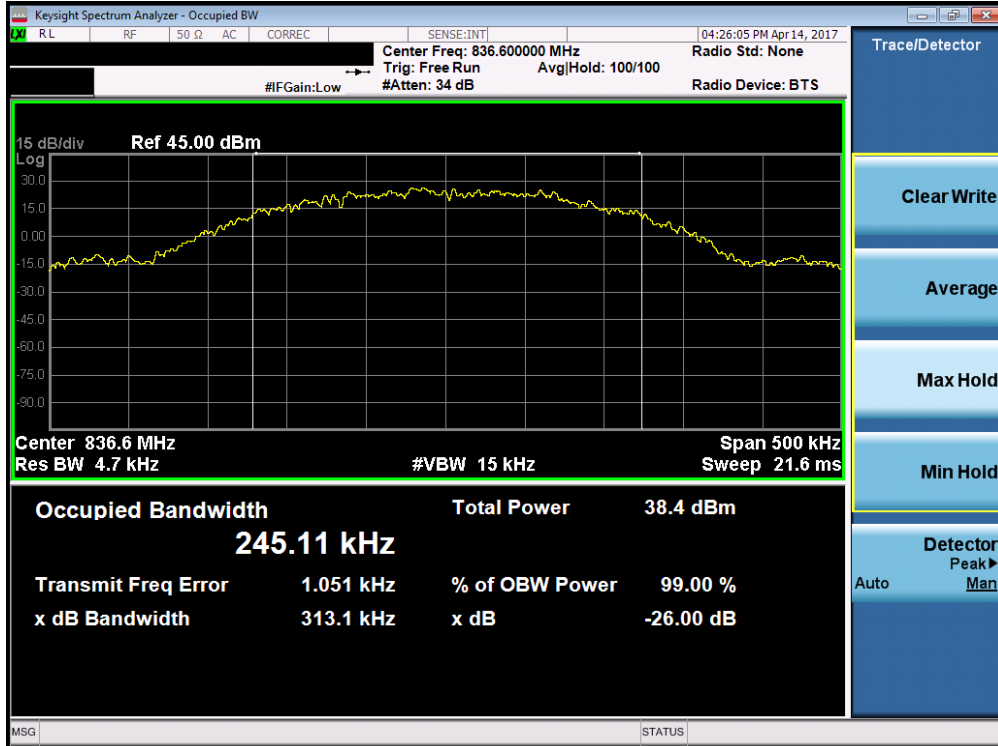


Figure 7-1. Test Instrument & Measurement Setup

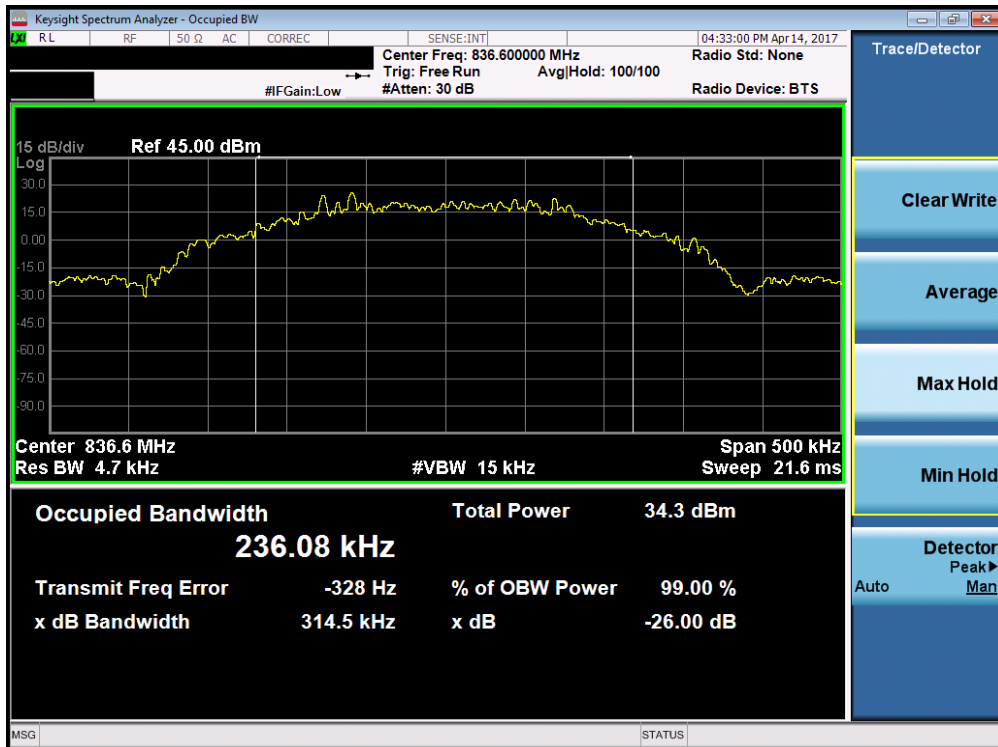
Test Notes

None.

FCC ID: ZNFM322	 PCTEST ENGINEERING LABORATORY, INC.	FCC Pt. 22 & 24 GSM / GPRS / EDGE / CDMA / WCDMA MEASUREMENT REPORT (CERTIFICATION)		Approved by: Quality Manager
Test Report S/N: 1M1704100138-02.ZNF	Test Dates: 4/10-4/26/2017	EUT Type: Portable Handset		Page 13 of 89

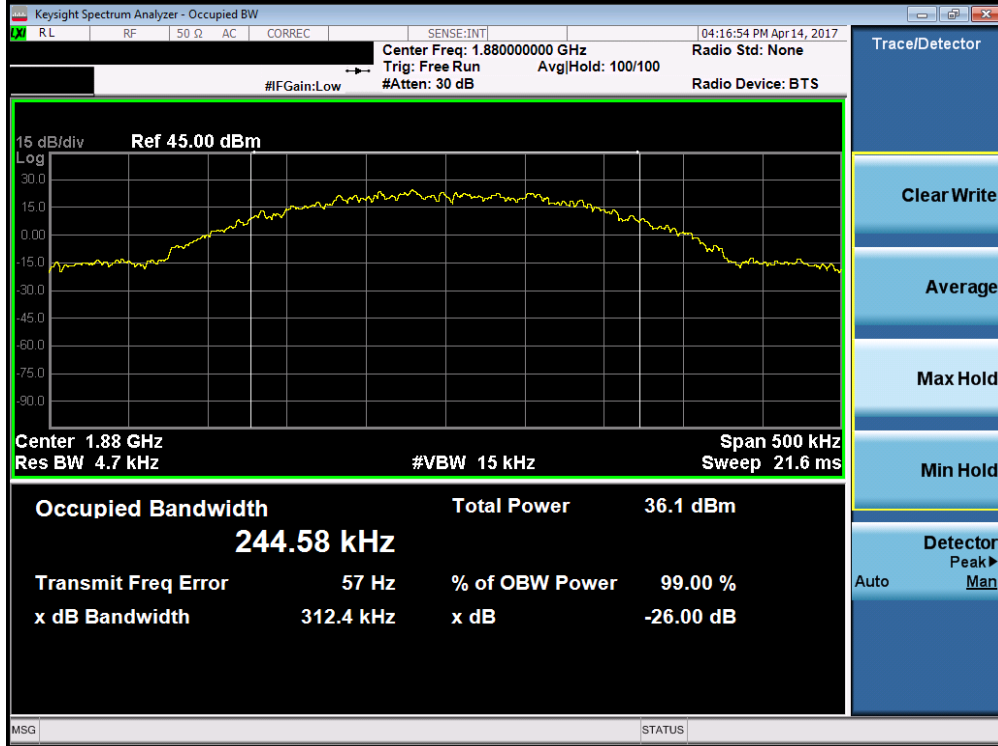


Plot 7-1. Occupied Bandwidth Plot (Cellular GPRS Mode – Ch. 190)

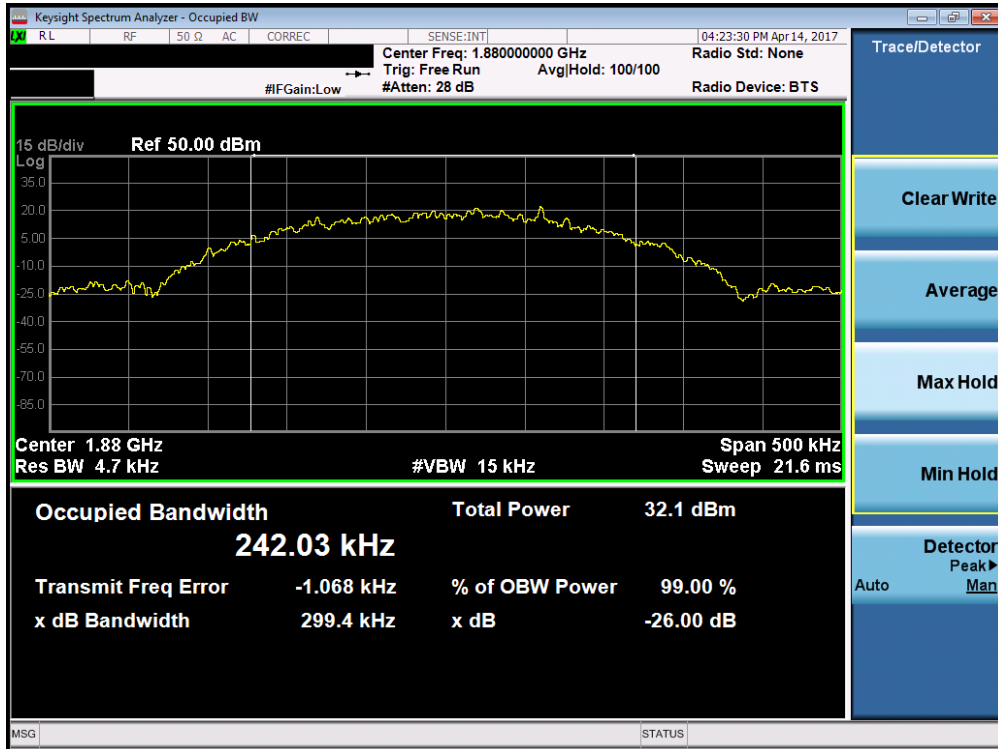


Plot 7-2. Occupied Bandwidth Plot (EDGE850 Mode – Ch. 190)

FCC ID: ZNFM322	PCTEST ENGINEERING LABORATORY, INC.	FCC Pt. 22 & 24 GSM / GPRS / EDGE / CDMA / WCDMA MEASUREMENT REPORT (CERTIFICATION)		Approved by: Quality Manager
Test Report S/N: 1M1704100138-02.ZNF	Test Dates: 4/10-4/26/2017	EUT Type: Portable Handset		Page 14 of 89

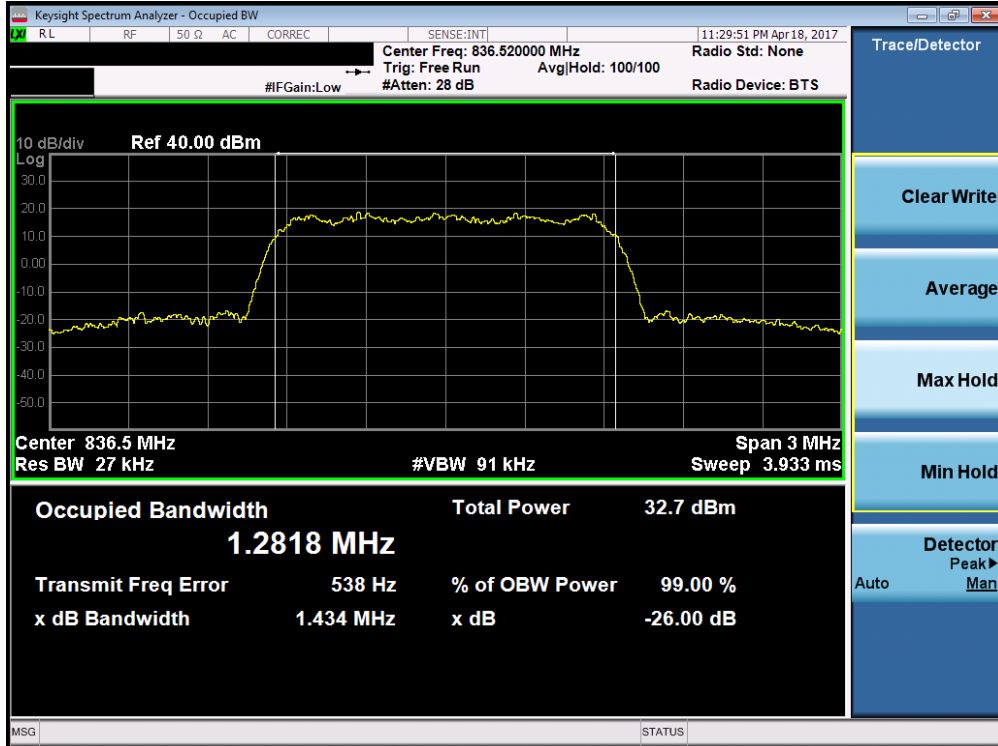


Plot 7-3. Occupied Bandwidth Plot (PCS GPRS Mode – Ch. 661)

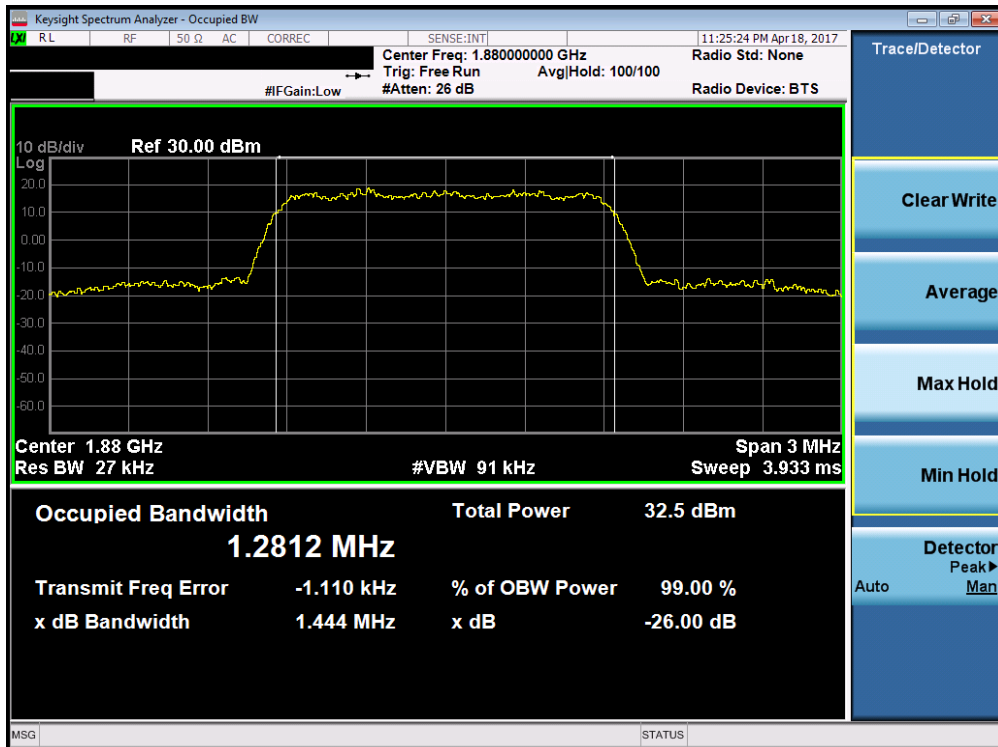


Plot 7-4. Occupied Bandwidth Plot (EDGE1900 Mode – Ch. 661)

FCC ID: ZNFM322	PCTEST ENGINEERING LABORATORY, INC.	FCC Pt. 22 & 24 GSM / GPRS / EDGE / CDMA / WCDMA MEASUREMENT REPORT (CERTIFICATION)		Approved by: Quality Manager
Test Report S/N: 1M1704100138-02.ZNF	Test Dates: 4/10-4/26/2017	EUT Type: Portable Handset		Page 15 of 89



Plot 7-5. Occupied Bandwidth Plot (Cellular CDMA Mode – Ch. 384)

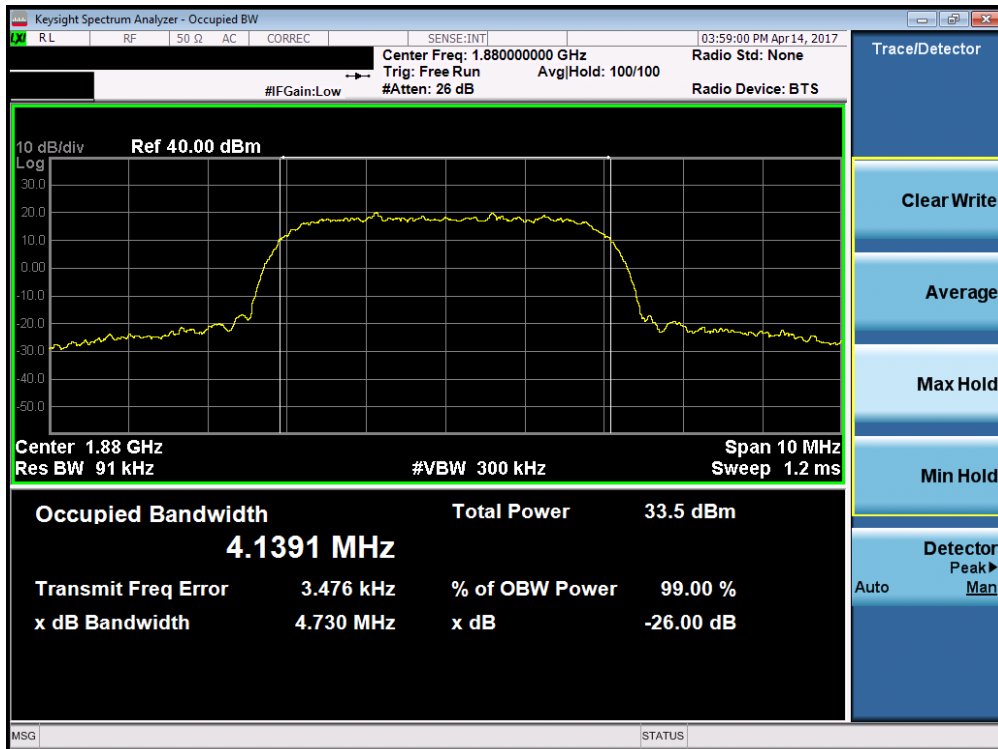


Plot 7-6. Occupied Bandwidth Plot (PCS CDMA Mode – Ch. 600)

FCC ID: ZNFM322	PCTEST ENGINEERING LABORATORY, INC.	FCC Pt. 22 & 24 GSM / GPRS / EDGE / CDMA / WCDMA MEASUREMENT REPORT (CERTIFICATION)		Approved by: Quality Manager
Test Report S/N: 1M1704100138-02.ZNF	Test Dates: 4/10-4/26/2017	EUT Type: Portable Handset		Page 16 of 89



Plot 7-7. Occupied Bandwidth Plot (Cellular WCDMA Mode – Ch. 4183)



Plot 7-8. Occupied Bandwidth Plot (PCS WCDMA Mode – Ch. 9400)

FCC ID: ZNFM322	PCTEST ENGINEERING LABORATORY, INC.	FCC Pt. 22 & 24 GSM / GPRS / EDGE / CDMA / WCDMA MEASUREMENT REPORT (CERTIFICATION)		Approved by: Quality Manager
Test Report S/N: 1M1704100138-02.ZNF	Test Dates: 4/10-4/26/2017	EUT Type: Portable Handset		Page 17 of 89

7.3 Spurious and Harmonic Emissions at Antenna Terminal

§2.1051 §22.917(a) §24.238(a)

Test Overview

The level of the carrier and the various conducted spurious and harmonic frequencies is measured by means of a calibrated spectrum analyzer. The spectrum is scanned from the lowest frequency generated in the equipment up to a frequency including its 10th harmonic. All out of band emissions are measured with a spectrum analyzer connected to the antenna terminal of the EUT while the EUT is operating at maximum power, and at the appropriate frequencies. All data rates were investigated to determine the worst case configuration. All modes of operation were investigated and the worst case configuration results are reported in this section.

The minimum permissible attenuation level of any spurious emission is $43 + \log_{10}(P_{[Watts]})$, where P is the transmitter power in Watts.

Test Procedure Used

KDB 971168 D01 v02r02 – Section 6.0

Test Settings

1. Start frequency was set to 30MHz and stop frequency was set to 10GHz for Cell, 20GHz for PCS (separated into at least two plots per channel)
2. Detector = RMS
3. Trace mode = trace average for continuous emissions, max hold for pulse emissions
4. Sweep time = auto couple
5. The trace was allowed to stabilize
6. Please see test notes below for RBW and VBW settings

Test Setup

The EUT and measurement equipment were set up as shown in the diagram below.

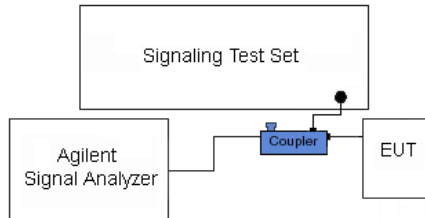


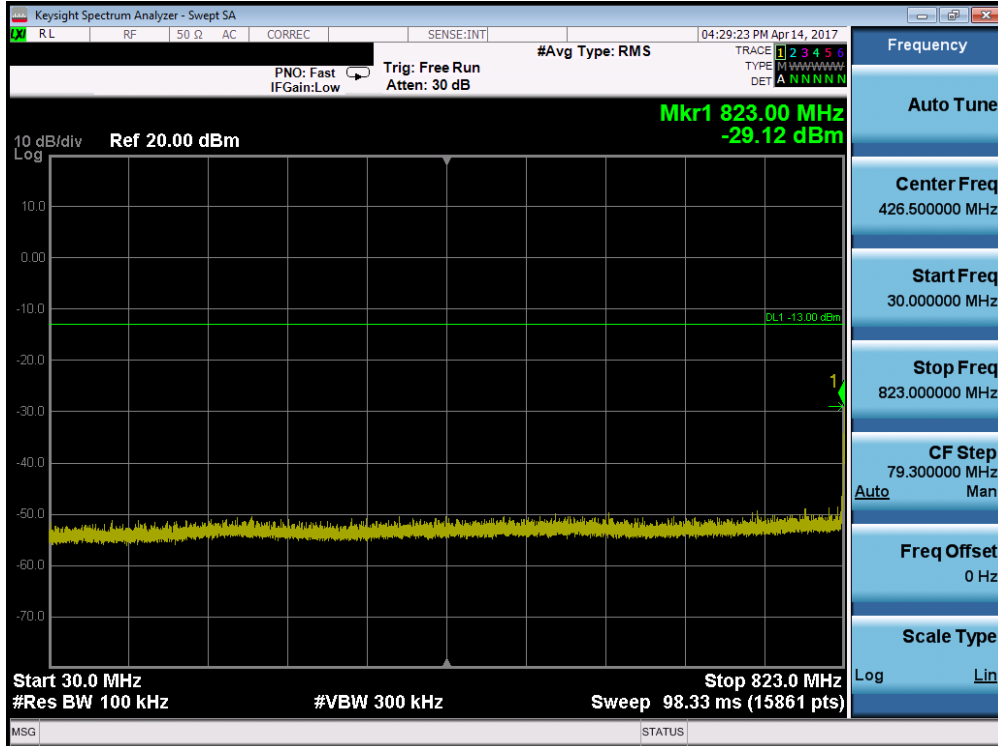


Figure 7-2. Test Instrument & Measurement Setup

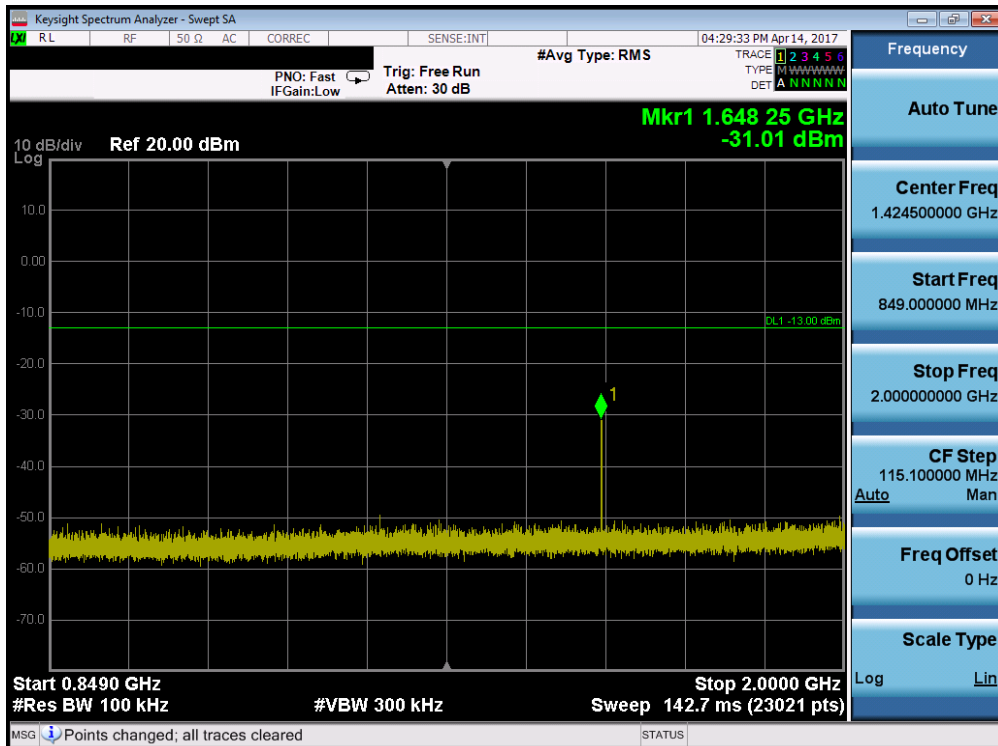
Test Notes

Compliance with the applicable limits is based on the use of measurement instrumentation employing a resolution bandwidth of 100 kHz or greater for Part 22 and 1 MHz or greater for Part 24. However, in the 1 MHz bands immediately outside and adjacent to the frequency block a resolution bandwidth of at least one percent of the emission bandwidth of the fundamental emission of the transmitter may be employed. The emission bandwidth is defined as the width of the signal between two points, one below the carrier center frequency and one above the carrier center frequency, outside of which all emission are attenuated at least 26 dB below the transmitter power.

FCC ID: ZNFM322	 PCTEST ENGINEERING LABORATORY, INC.	FCC Pt. 22 & 24 GSM / GPRS / EDGE / CDMA / WCDMA MEASUREMENT REPORT (CERTIFICATION)		Approved by: Quality Manager
Test Report S/N: 1M1704100138-02.ZNF	Test Dates: 4/10-4/26/2017	EUT Type: Portable Handset	Page 18 of 89	

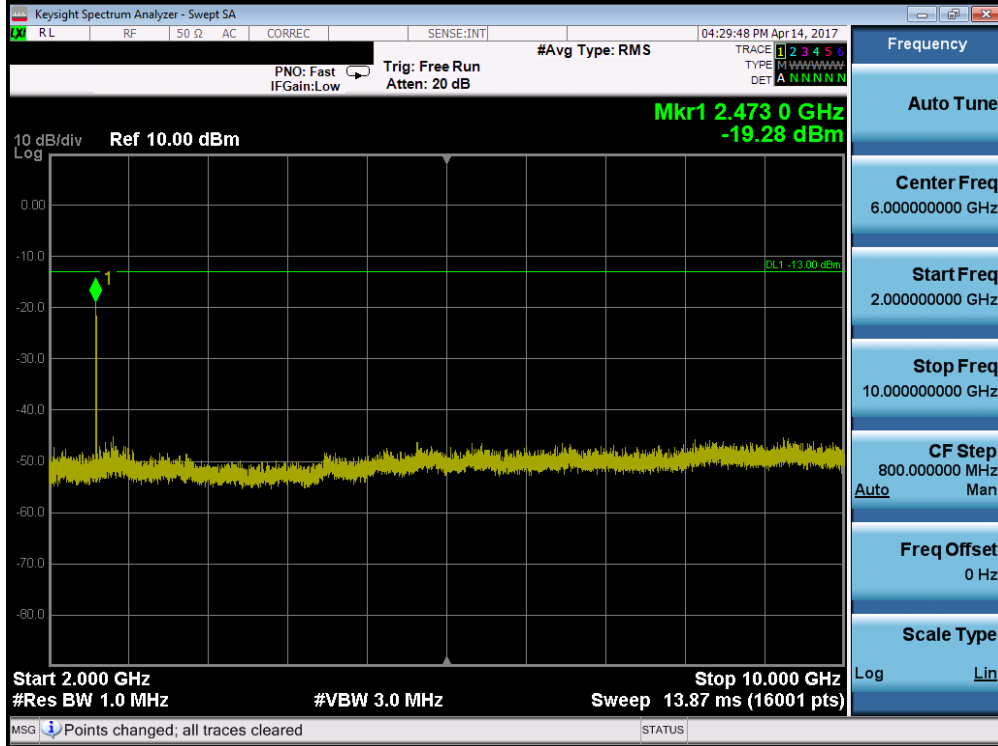


Plot 7-9. Conducted Spurious Plot (Cellular GPRS Mode – Ch. 128)

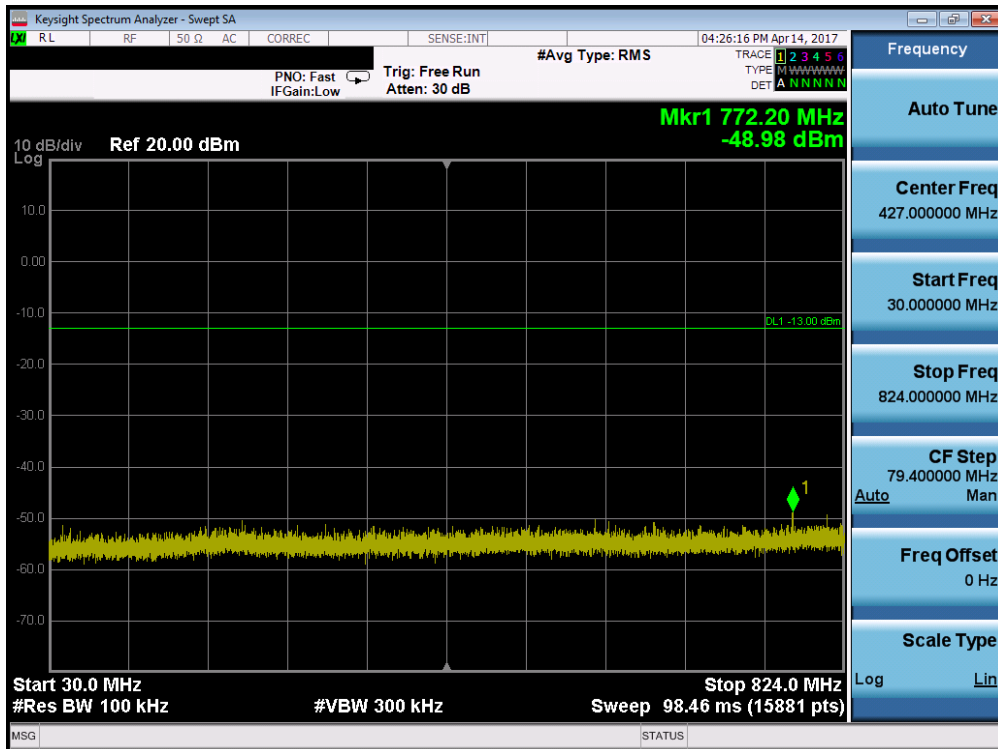


Plot 7-10. Conducted Spurious Plot (Cellular GPRS Mode – Ch. 128)

FCC ID: ZNFM322	PCTEST ENGINEERING LABORATORY, INC.	FCC Pt. 22 & 24 GSM / GPRS / EDGE / CDMA / WCDMA MEASUREMENT REPORT (CERTIFICATION)		Approved by: Quality Manager
Test Report S/N: 1M1704100138-02.ZNF	Test Dates: 4/10-4/26/2017	EUT Type: Portable Handset		Page 19 of 89

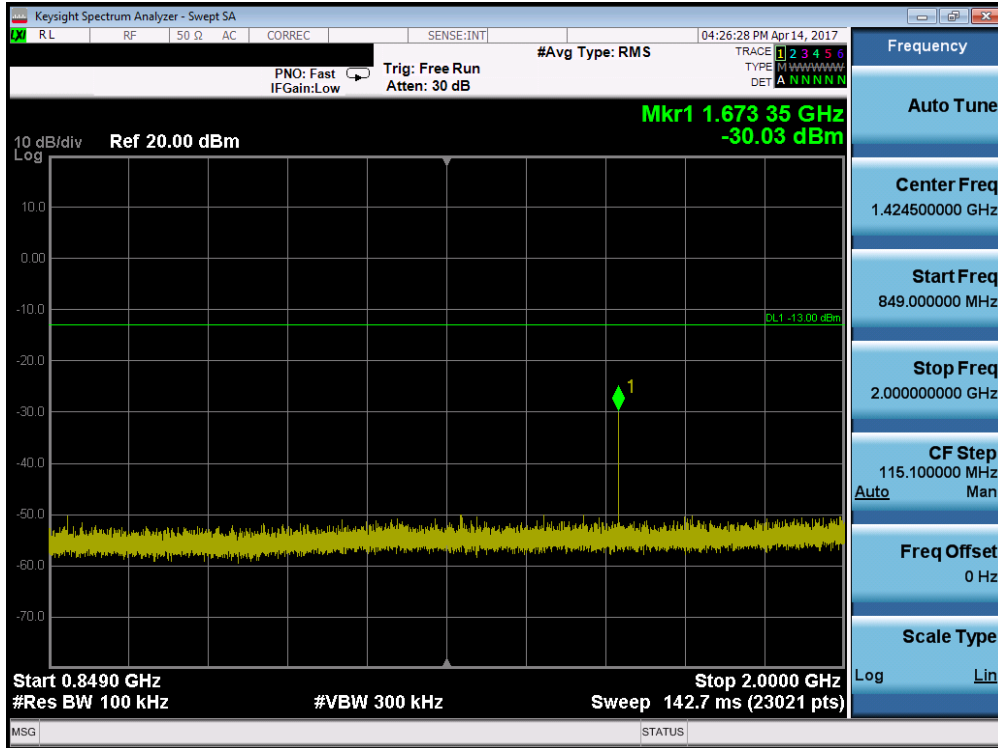


Plot 7-11. Conducted Spurious Plot (Cellular GPRS Mode – Ch. 128)

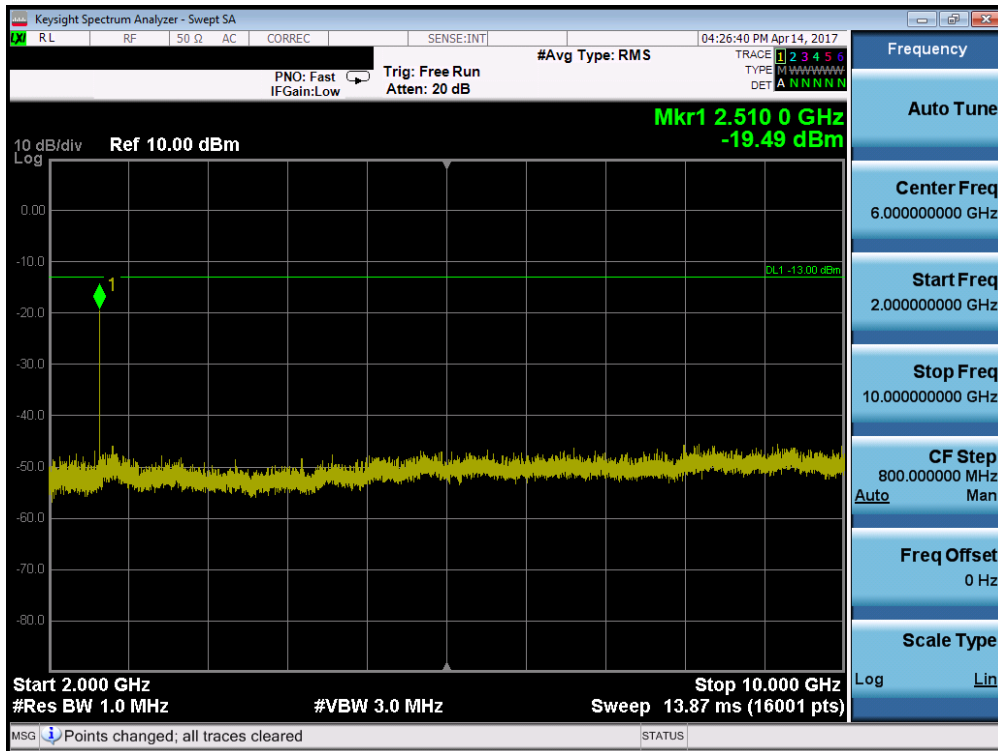


Plot 7-12. Conducted Spurious Plot (Cellular GPRS Mode – Ch. 190)

FCC ID: ZNFM322	PCTEST ENGINEERING LABORATORY, INC.	FCC Pt. 22 & 24 GSM / GPRS / EDGE / CDMA / WCDMA MEASUREMENT REPORT (CERTIFICATION)		Approved by: Quality Manager
Test Report S/N: 1M1704100138-02.ZNF	Test Dates: 4/10-4/26/2017	EUT Type: Portable Handset		Page 20 of 89

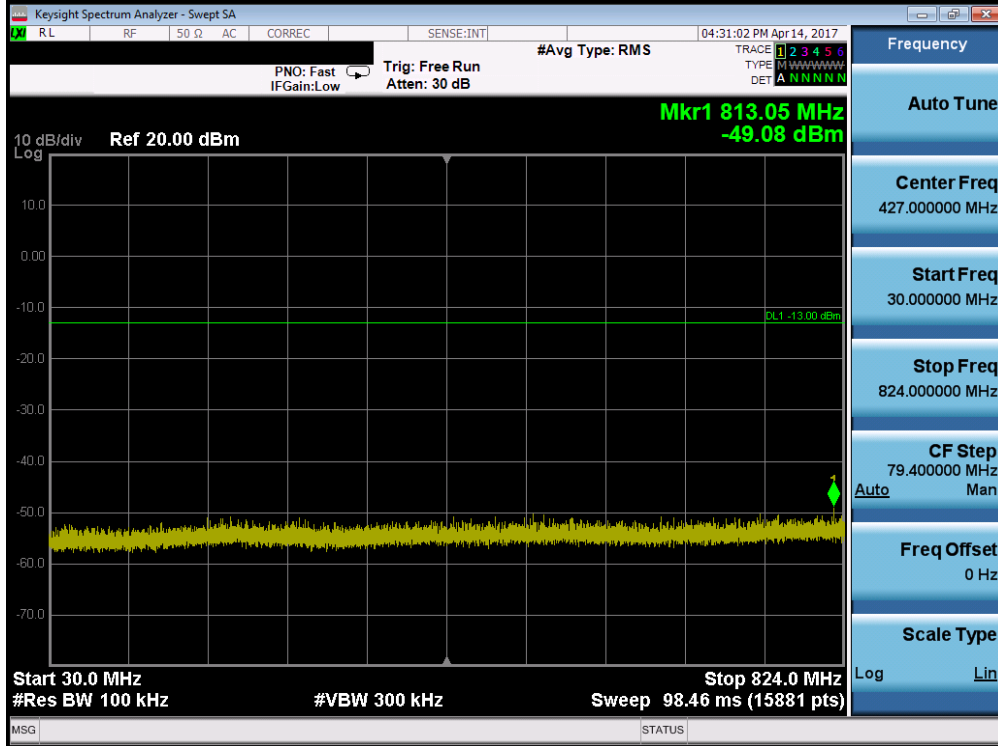


Plot 7-13. Conducted Spurious Plot (Cellular GPRS Mode – Ch. 190)

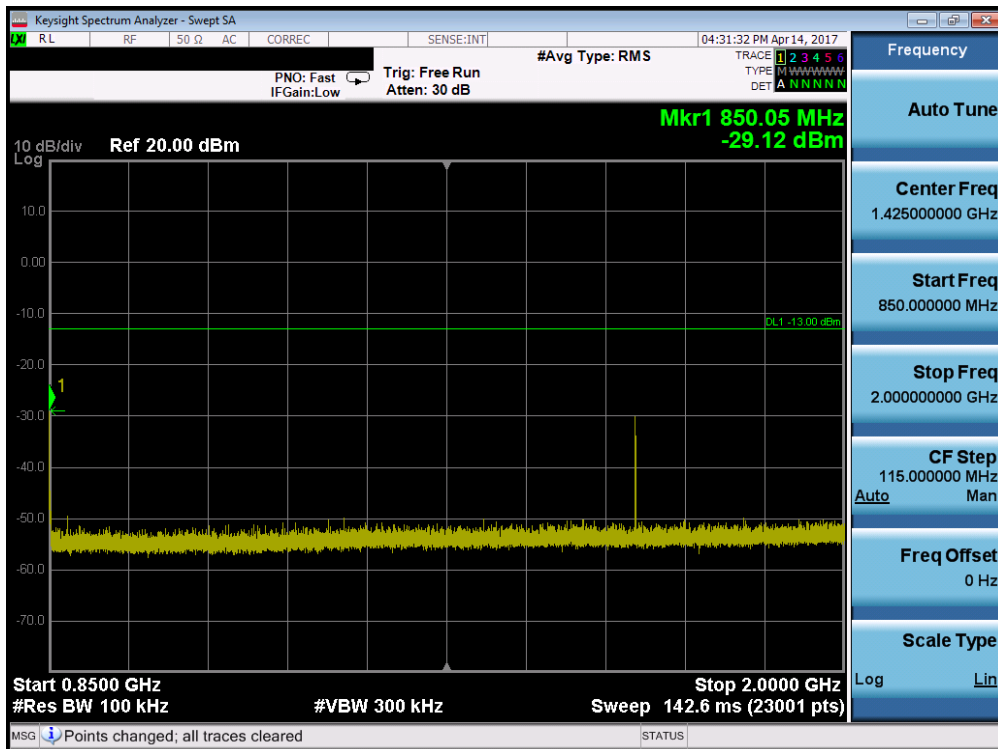


Plot 7-14. Conducted Spurious Plot (Cellular GPRS Mode – Ch. 190)

FCC ID: ZNFM322	PCTEST ENGINEERING LABORATORY, INC.	FCC Pt. 22 & 24 GSM / GPRS / EDGE / CDMA / WCDMA MEASUREMENT REPORT (CERTIFICATION)		Approved by: Quality Manager
Test Report S/N: 1M1704100138-02.ZNF	Test Dates: 4/10-4/26/2017	EUT Type: Portable Handset		Page 21 of 89

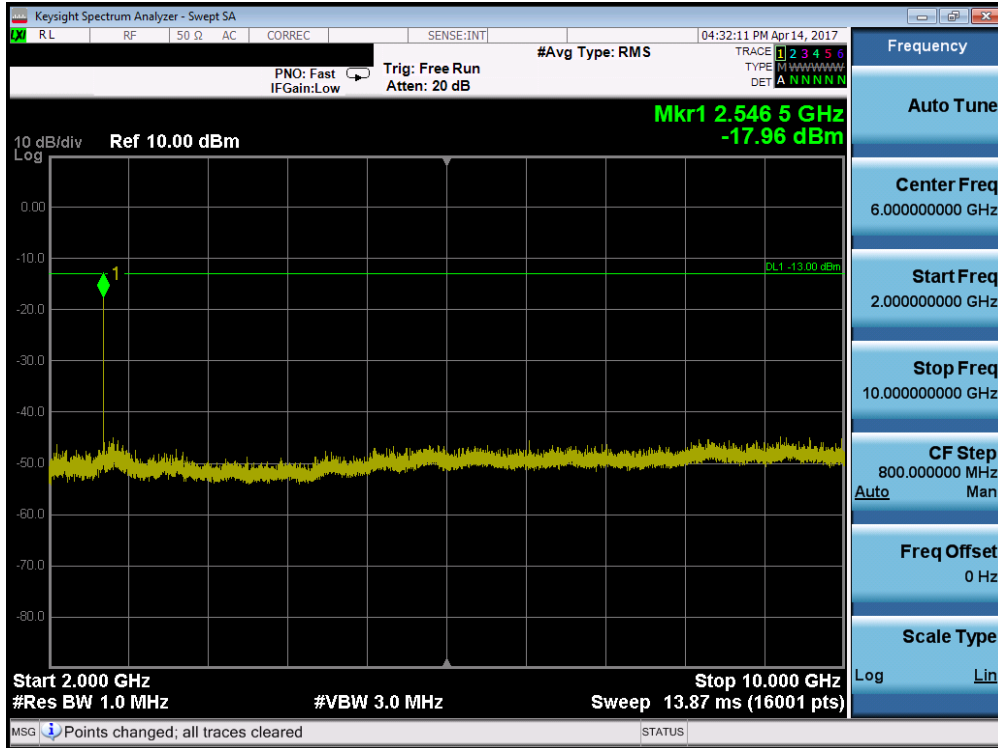


Plot 7-15. Conducted Spurious Plot (Cellular GPRS Mode – Ch. 251)

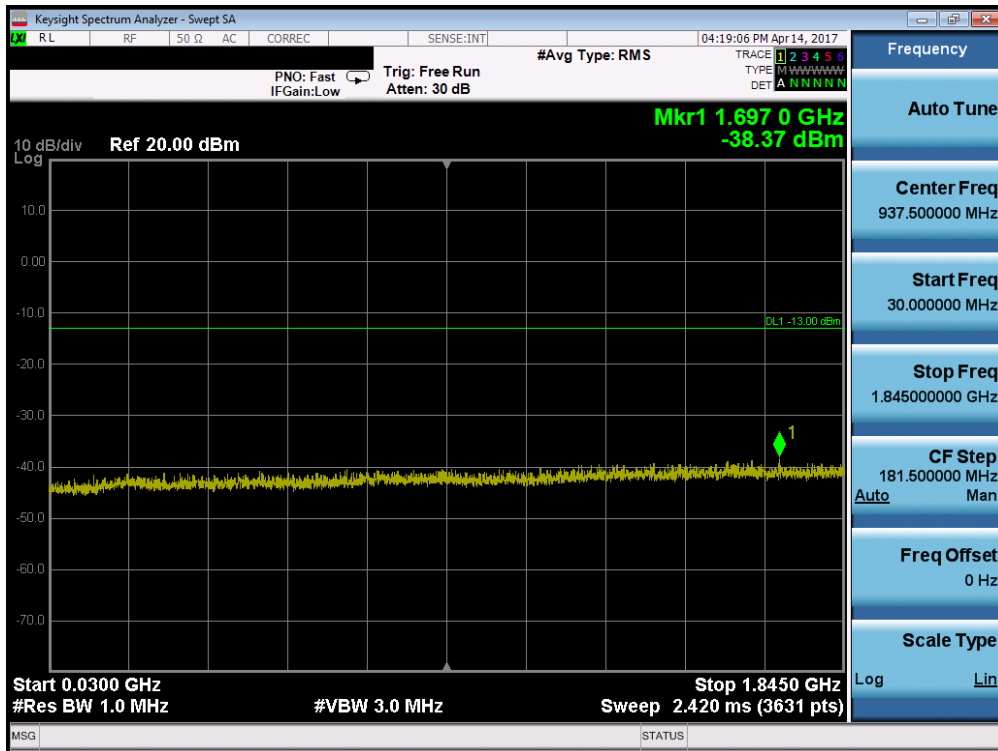


Plot 7-16. Conducted Spurious Plot (Cellular GPRS Mode – Ch. 251)

FCC ID: ZNFM322	PCTEST ENGINEERING LABORATORY, INC.	FCC Pt. 22 & 24 GSM / GPRS / EDGE / CDMA / WCDMA MEASUREMENT REPORT (CERTIFICATION)		Approved by: Quality Manager
Test Report S/N: 1M1704100138-02.ZNF	Test Dates: 4/10-4/26/2017	EUT Type: Portable Handset		Page 22 of 89

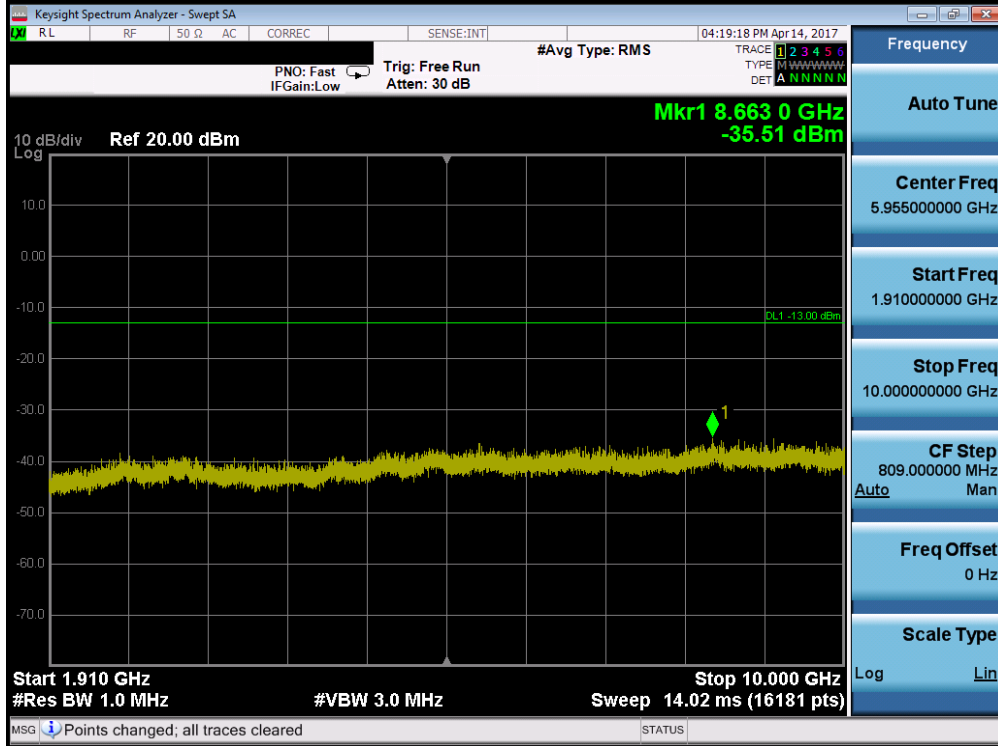


Plot 7-17. Conducted Spurious Plot (Cellular GPRS Mode – Ch. 251)

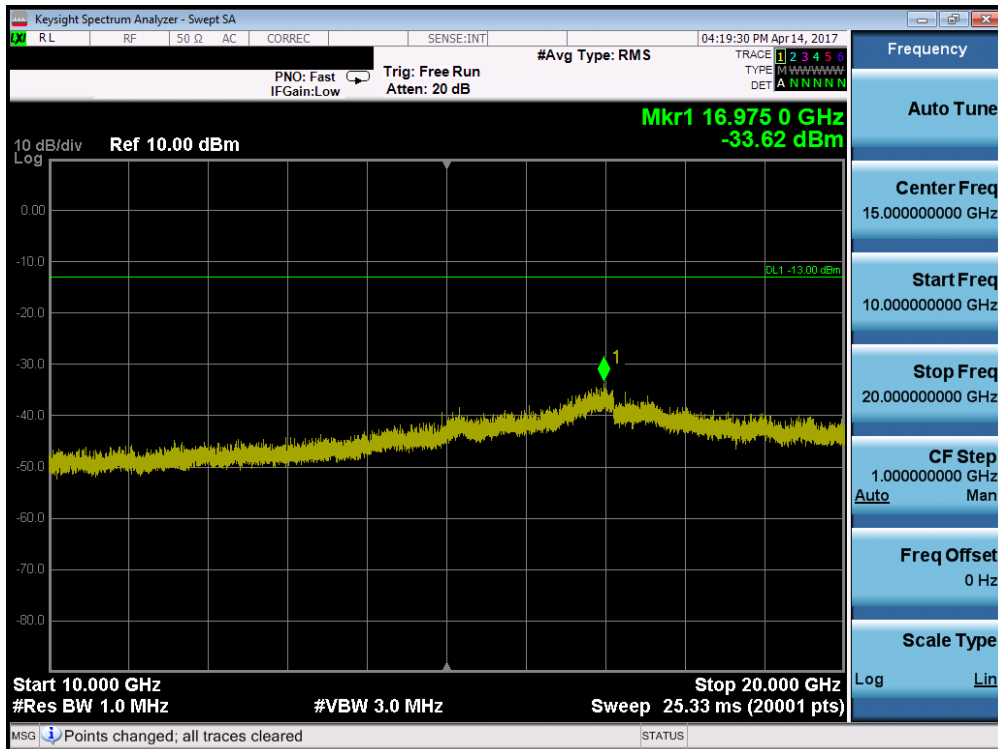


Plot 7-18. Conducted Spurious Plot (PCS GPRS Mode – Ch. 512)

FCC ID: ZNFM322	PCTEST ENGINEERING LABORATORY, INC.	FCC Pt. 22 & 24 GSM / GPRS / EDGE / CDMA / WCDMA MEASUREMENT REPORT (CERTIFICATION)		Approved by: Quality Manager
Test Report S/N: 1M1704100138-02.ZNF	Test Dates: 4/10-4/26/2017	EUT Type: Portable Handset		Page 23 of 89

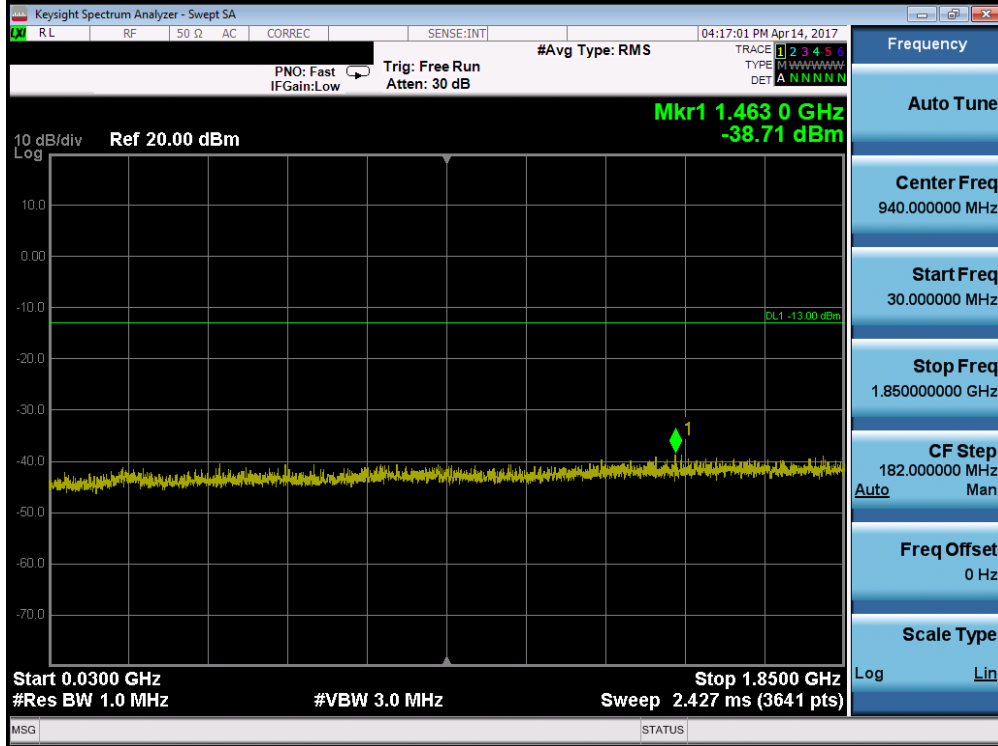


Plot 7-19. Conducted Spurious Plot (PCS GPRS Mode – Ch. 512)

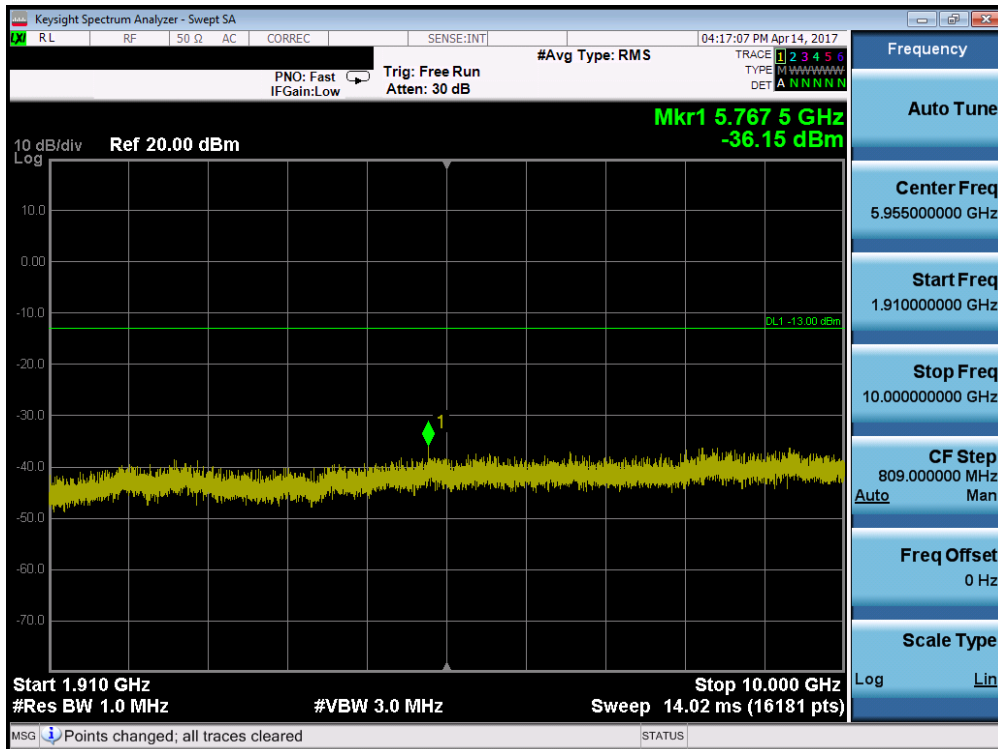


Plot 7-20. Conducted Spurious Plot (PCS GPRS Mode – Ch. 512)

FCC ID: ZNFM322	PCTEST ENGINEERING LABORATORY, INC.	FCC Pt. 22 & 24 GSM / GPRS / EDGE / CDMA / WCDMA MEASUREMENT REPORT (CERTIFICATION)		Approved by: Quality Manager
Test Report S/N: 1M1704100138-02.ZNF	Test Dates: 4/10-4/26/2017	EUT Type: Portable Handset		Page 24 of 89

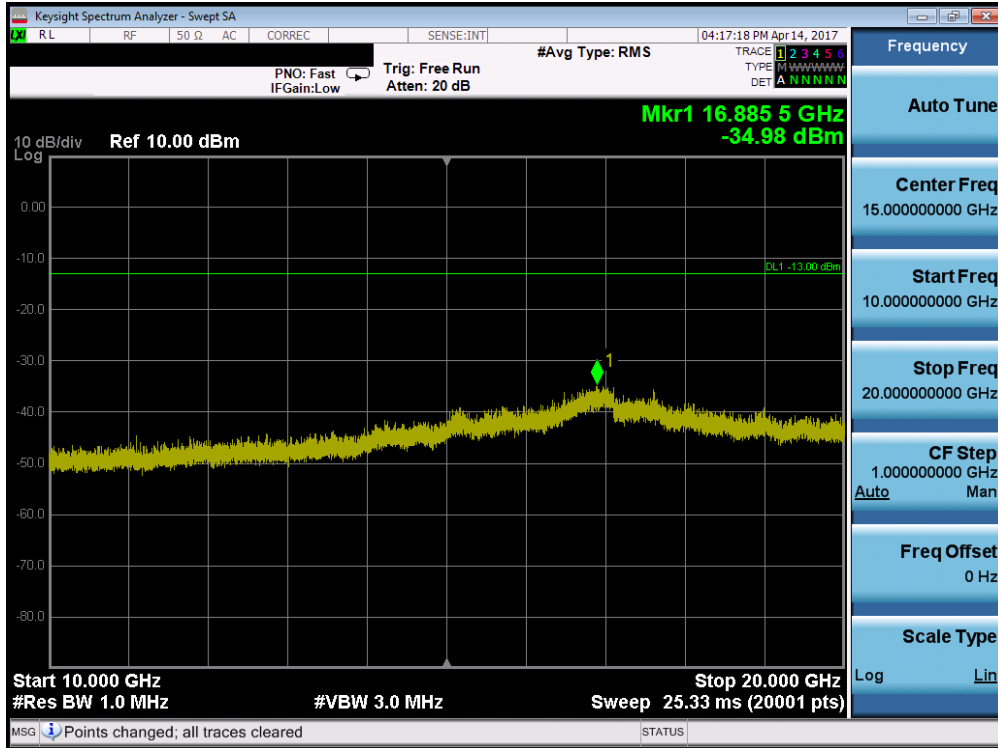


Plot 7-21. Conducted Spurious Plot (PCS GPRS Mode – Ch. 661)

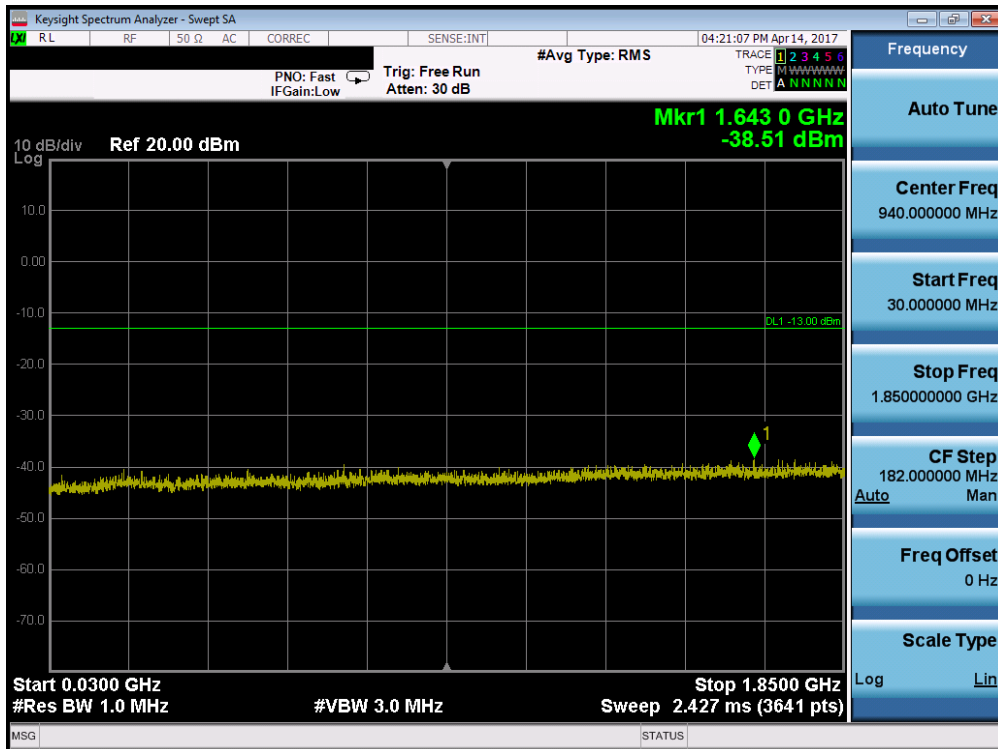


Plot 7-22. Conducted Spurious Plot (PCS GPRS Mode – Ch. 661)

FCC ID: ZNFM322	PCTEST ENGINEERING LABORATORY, INC.	FCC Pt. 22 & 24 GSM / GPRS / EDGE / CDMA / WCDMA MEASUREMENT REPORT (CERTIFICATION)		Approved by: Quality Manager
Test Report S/N: 1M1704100138-02.ZNF	Test Dates: 4/10-4/26/2017	EUT Type: Portable Handset		Page 25 of 89

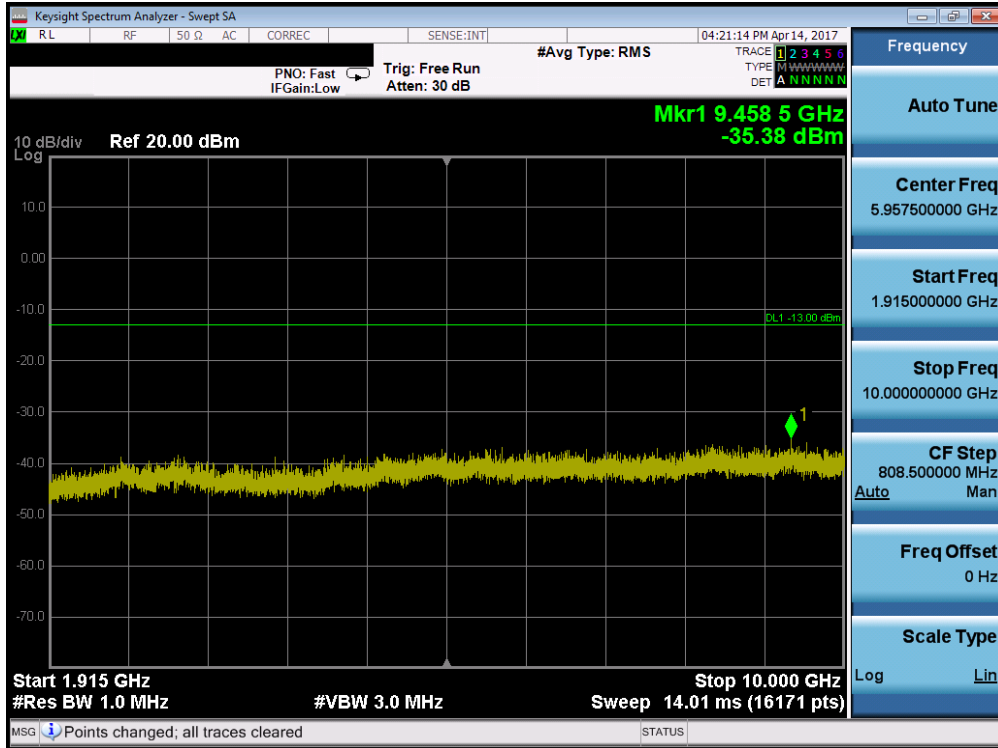


Plot 7-23. Conducted Spurious Plot (PCS GPRS Mode – Ch. 661)

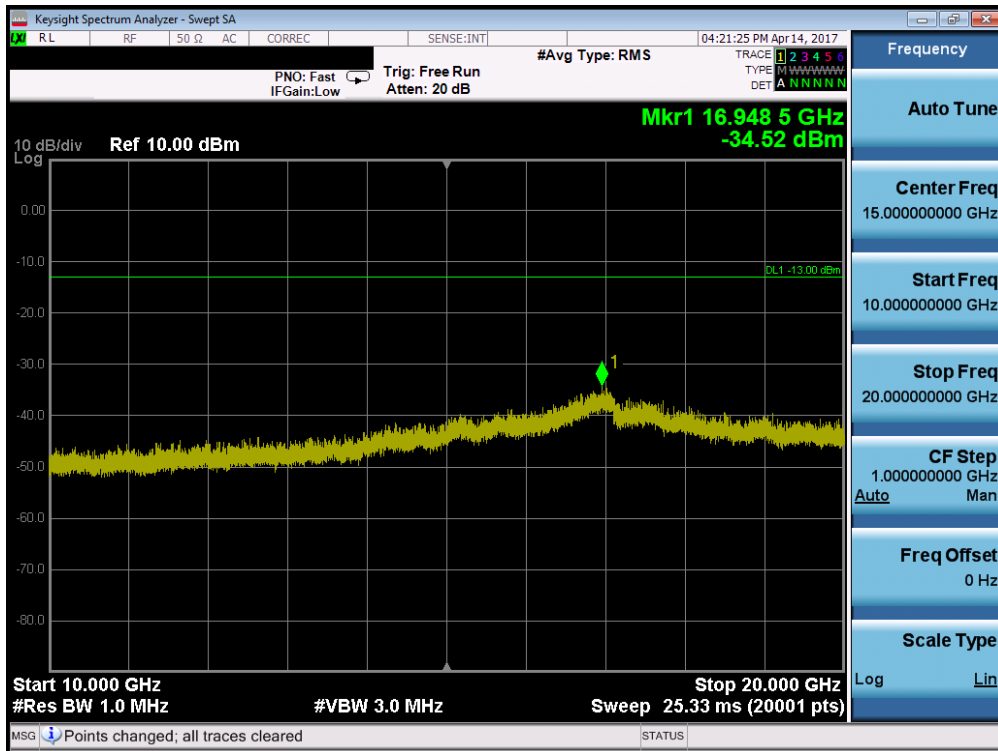


Plot 7-24. Conducted Spurious Plot (PCS GPRS Mode – Ch. 810)

FCC ID: ZNFM322	PCTEST ENGINEERING LABORATORY, INC.	FCC Pt. 22 & 24 GSM / GPRS / EDGE / CDMA / WCDMA MEASUREMENT REPORT (CERTIFICATION)		Approved by: Quality Manager
Test Report S/N: 1M1704100138-02.ZNF	Test Dates: 4/10-4/26/2017	EUT Type: Portable Handset		Page 26 of 89

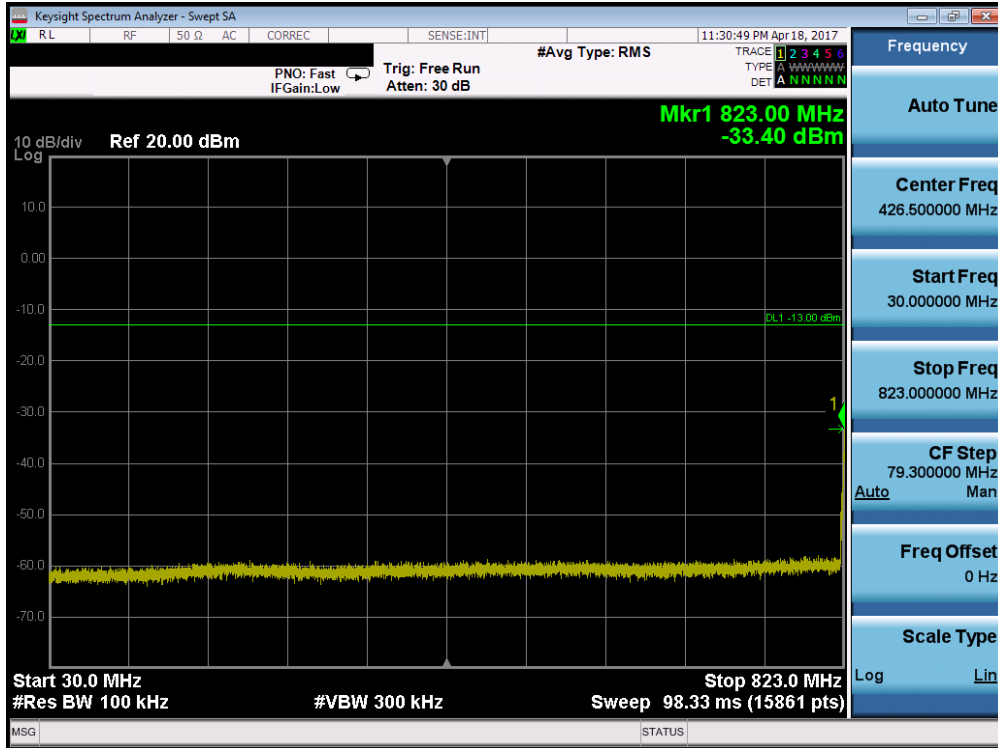


Plot 7-25. Conducted Spurious Plot (PCS GPRS Mode – Ch. 810)

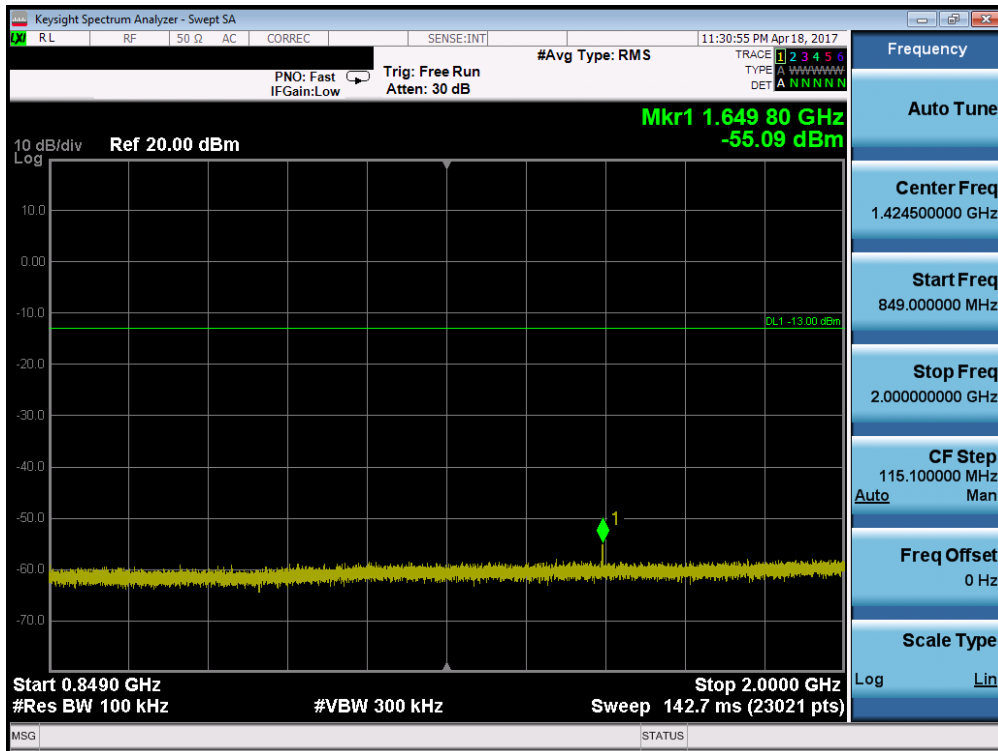


Plot 7-26. Conducted Spurious Plot (PCS GPRS Mode – Ch. 810)

FCC ID: ZNFM322	PCTEST ENGINEERING LABORATORY, INC.	FCC Pt. 22 & 24 GSM / GPRS / EDGE / CDMA / WCDMA MEASUREMENT REPORT (CERTIFICATION)		Approved by: Quality Manager
Test Report S/N: 1M1704100138-02.ZNF	Test Dates: 4/10-4/26/2017	EUT Type: Portable Handset		Page 27 of 89

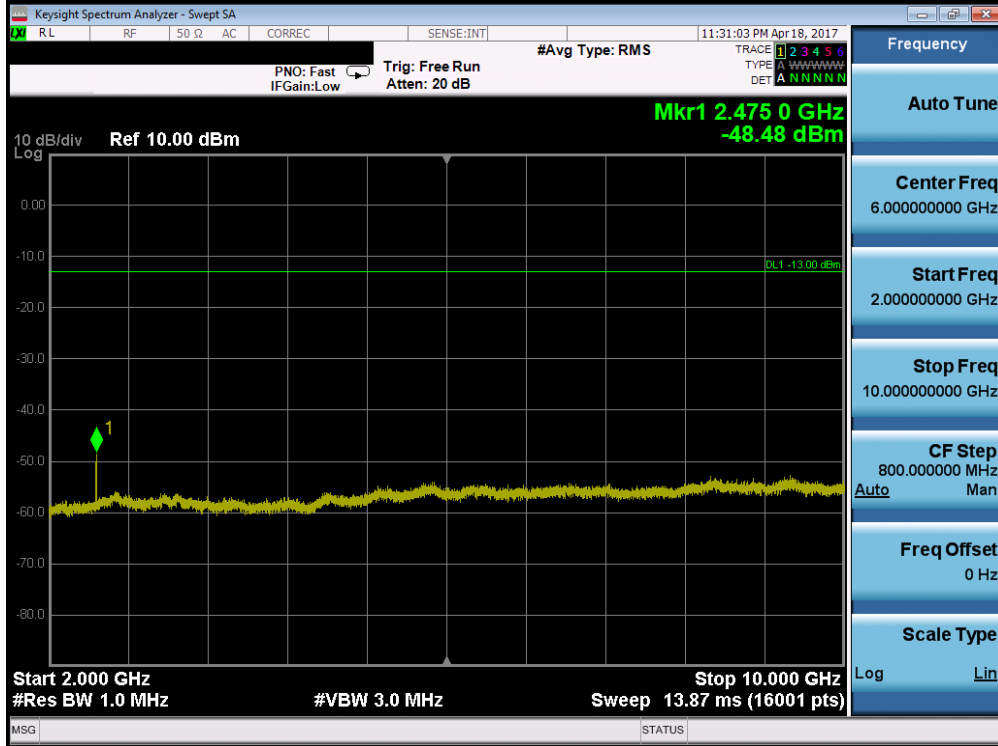


Plot 7-27. Conducted Spurious Plot (Cellular CDMA Mode – Ch. 1013)

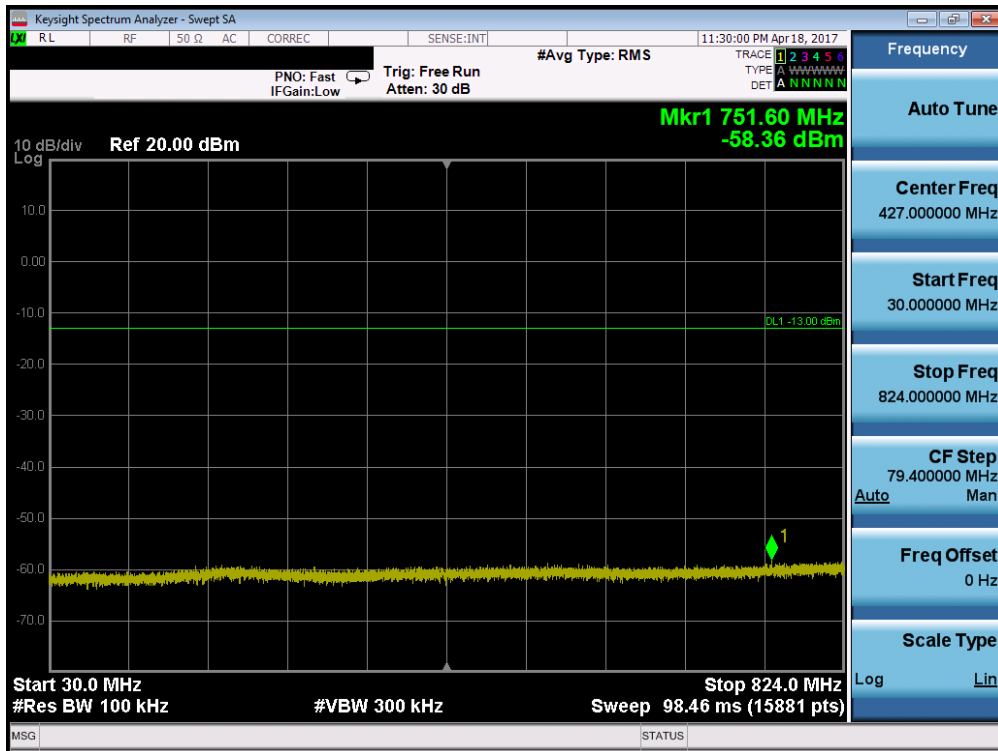


Plot 7-28. Conducted Spurious Plot (Cellular CDMA Mode – Ch. 1013)

FCC ID: ZNFM322	PCTEST ENGINEERING LABORATORY, INC.	FCC Pt. 22 & 24 GSM / GPRS / EDGE / CDMA / WCDMA MEASUREMENT REPORT (CERTIFICATION)		Approved by: Quality Manager
Test Report S/N: 1M1704100138-02.ZNF	Test Dates: 4/10-4/26/2017	EUT Type: Portable Handset		Page 28 of 89

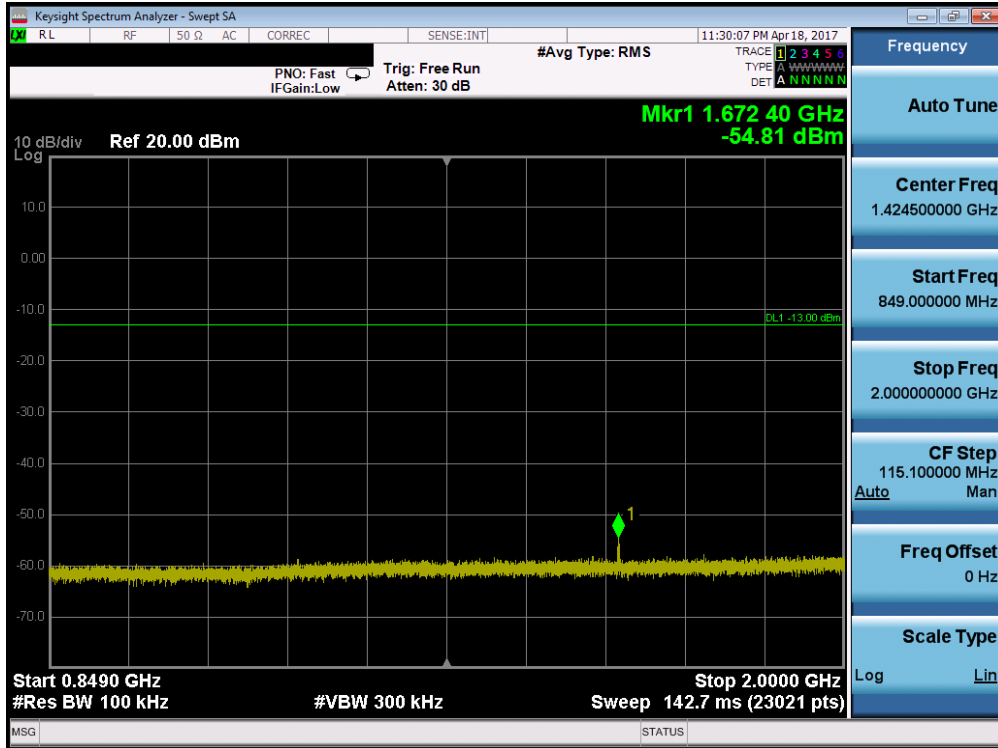


Plot 7-29. Conducted Spurious Plot (Cellular CDMA Mode – Ch. 1013)

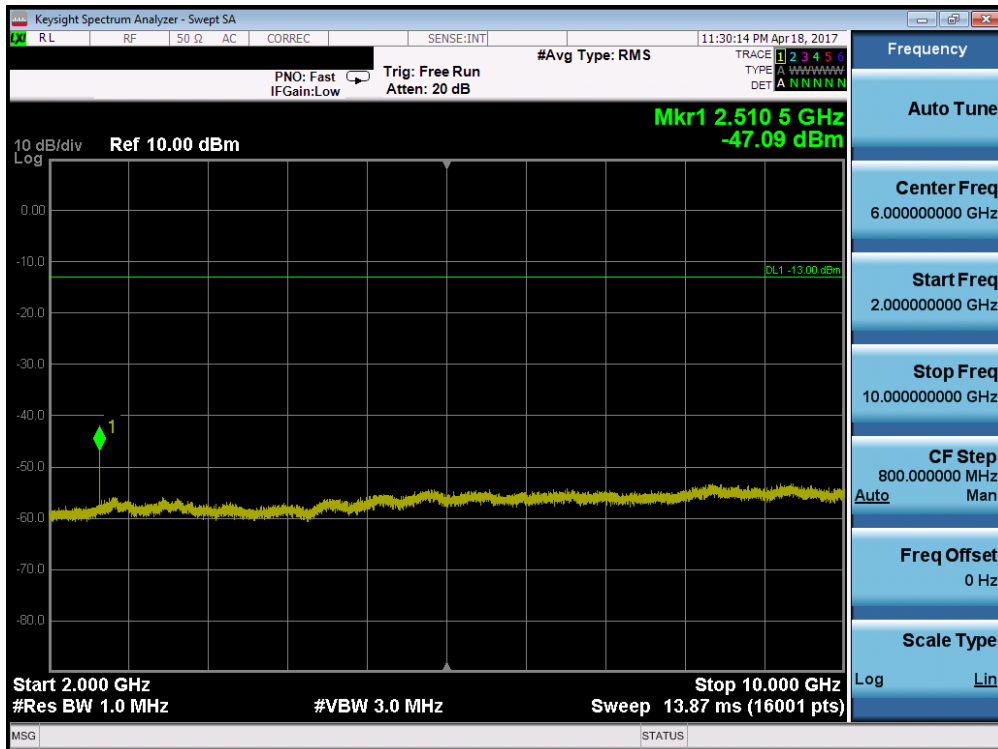


Plot 7-30. Conducted Spurious Plot (Cellular CDMA Mode – Ch. 384)

FCC ID: ZNFM322	PCTEST ENGINEERING LABORATORY, INC.	FCC Pt. 22 & 24 GSM / GPRS / EDGE / CDMA / WCDMA MEASUREMENT REPORT (CERTIFICATION)		Approved by: Quality Manager
Test Report S/N: 1M1704100138-02.ZNF	Test Dates: 4/10-4/26/2017	EUT Type: Portable Handset		Page 29 of 89

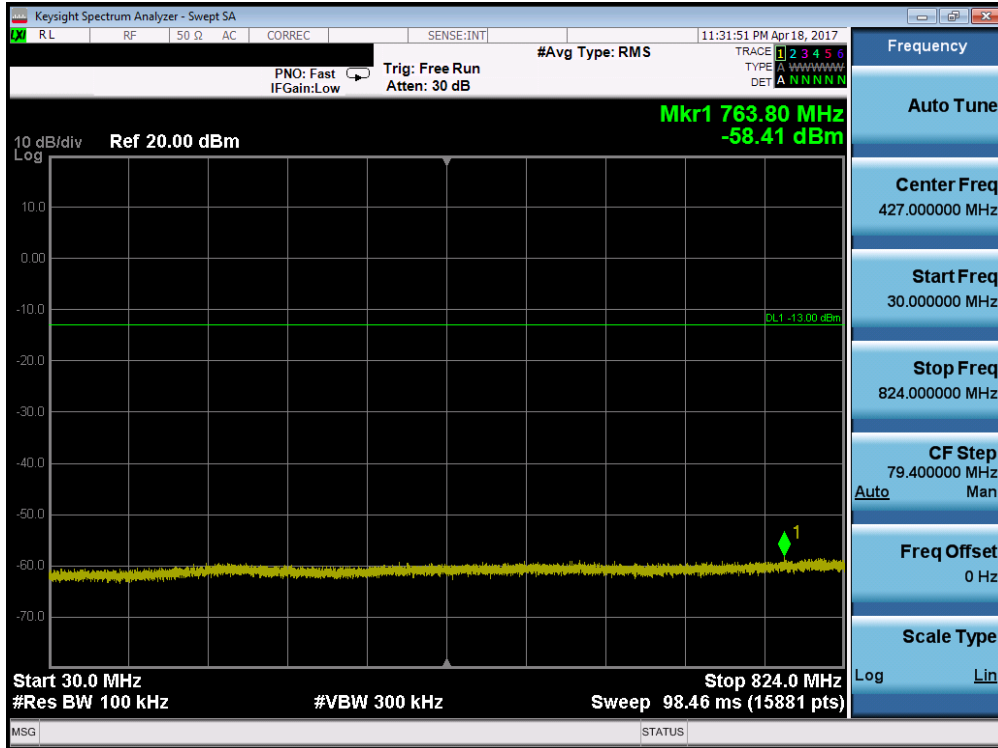


Plot 7-31. Conducted Spurious Plot (Cellular CDMA Mode – Ch. 384)

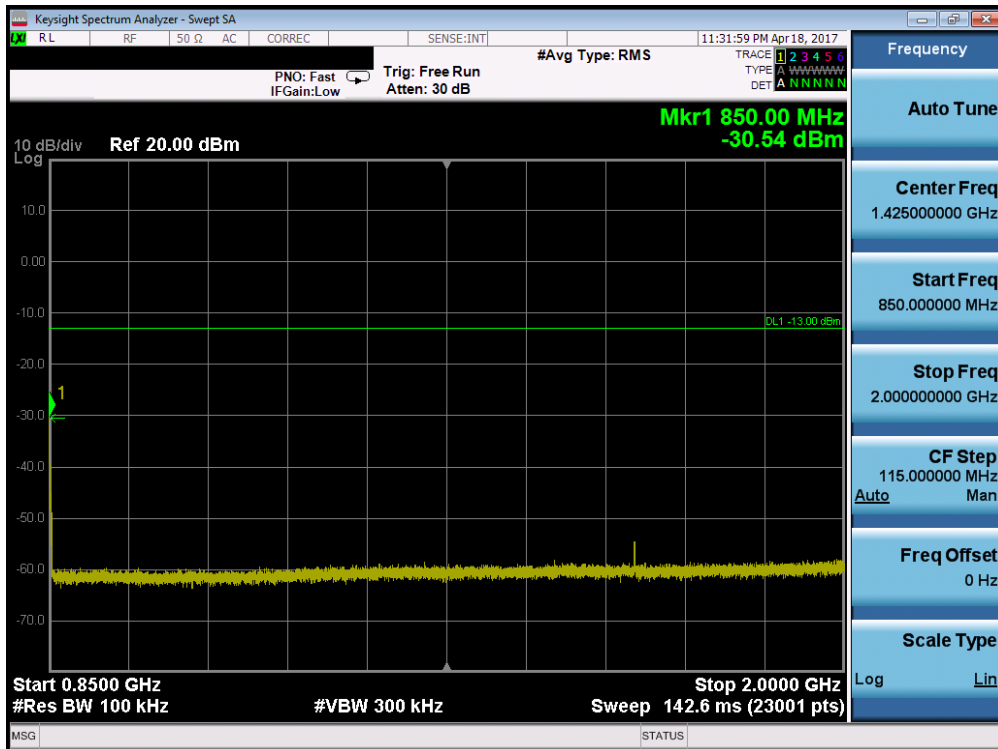


Plot 7-32. Conducted Spurious Plot (Cellular CDMA Mode – Ch. 384)

FCC ID: ZNFM322	PCTEST ENGINEERING LABORATORY, INC.	FCC Pt. 22 & 24 GSM / GPRS / EDGE / CDMA / WCDMA MEASUREMENT REPORT (CERTIFICATION)		Approved by: Quality Manager
Test Report S/N: 1M1704100138-02.ZNF	Test Dates: 4/10-4/26/2017	EUT Type: Portable Handset		Page 30 of 89

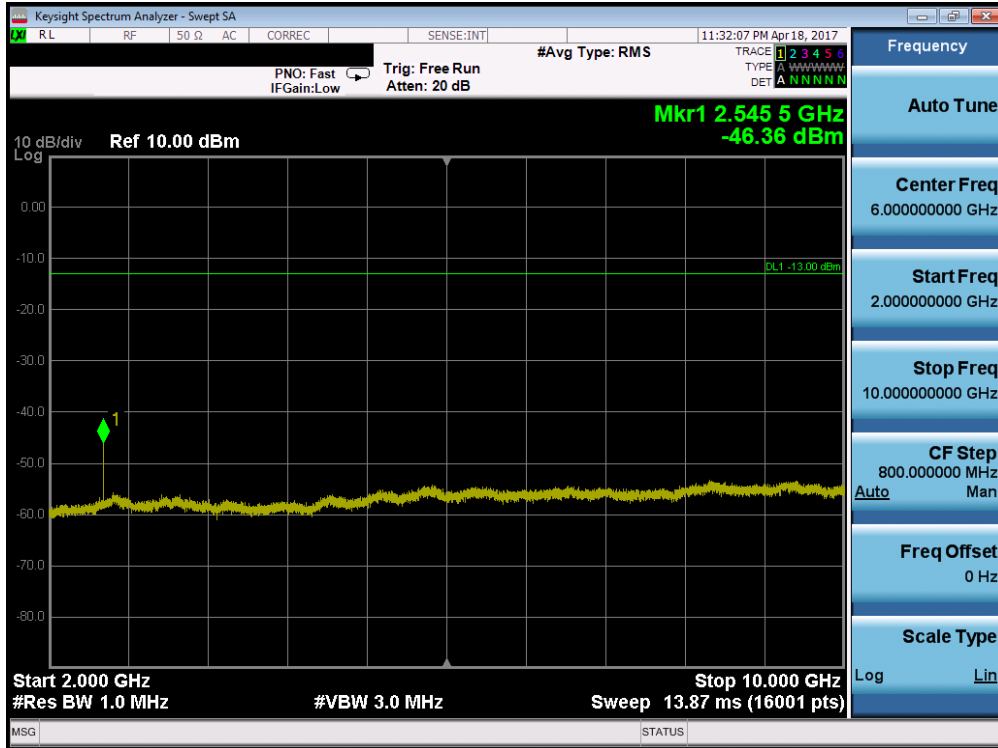


Plot 7-33. Conducted Spurious Plot (Cellular CDMA Mode – Ch. 777)

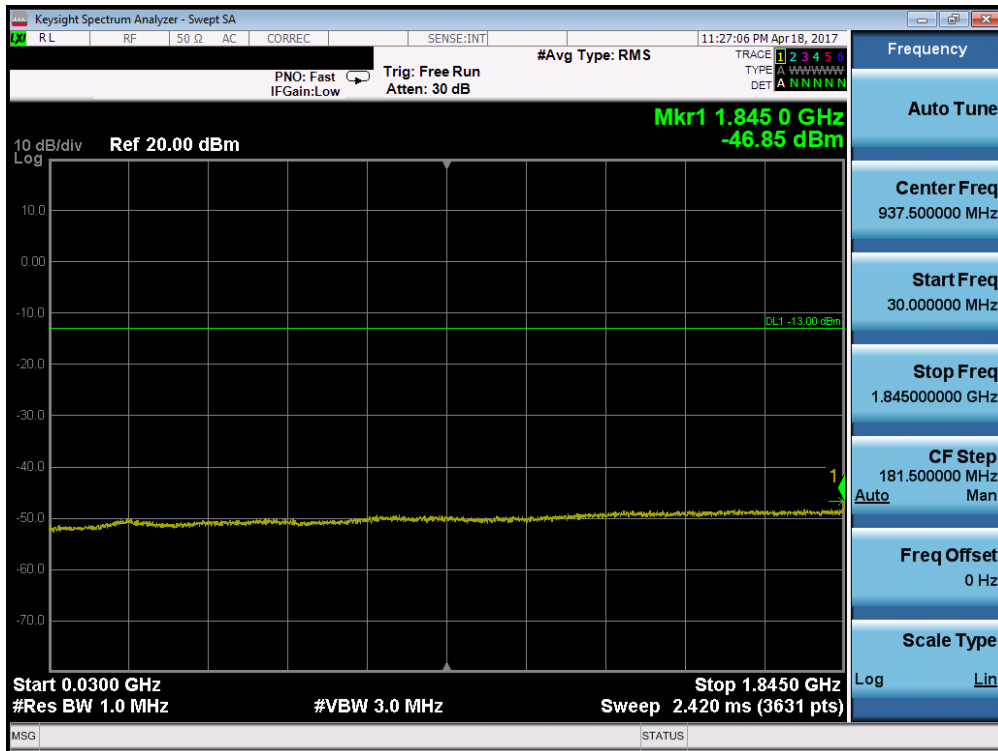


Plot 7-34. Conducted Spurious Plot (Cellular CDMA Mode – Ch. 777)

FCC ID: ZNFM322	PCTEST ENGINEERING LABORATORY, INC.	FCC Pt. 22 & 24 GSM / GPRS / EDGE / CDMA / WCDMA MEASUREMENT REPORT (CERTIFICATION)		Approved by: Quality Manager
Test Report S/N: 1M1704100138-02.ZNF	Test Dates: 4/10-4/26/2017	EUT Type: Portable Handset		Page 31 of 89

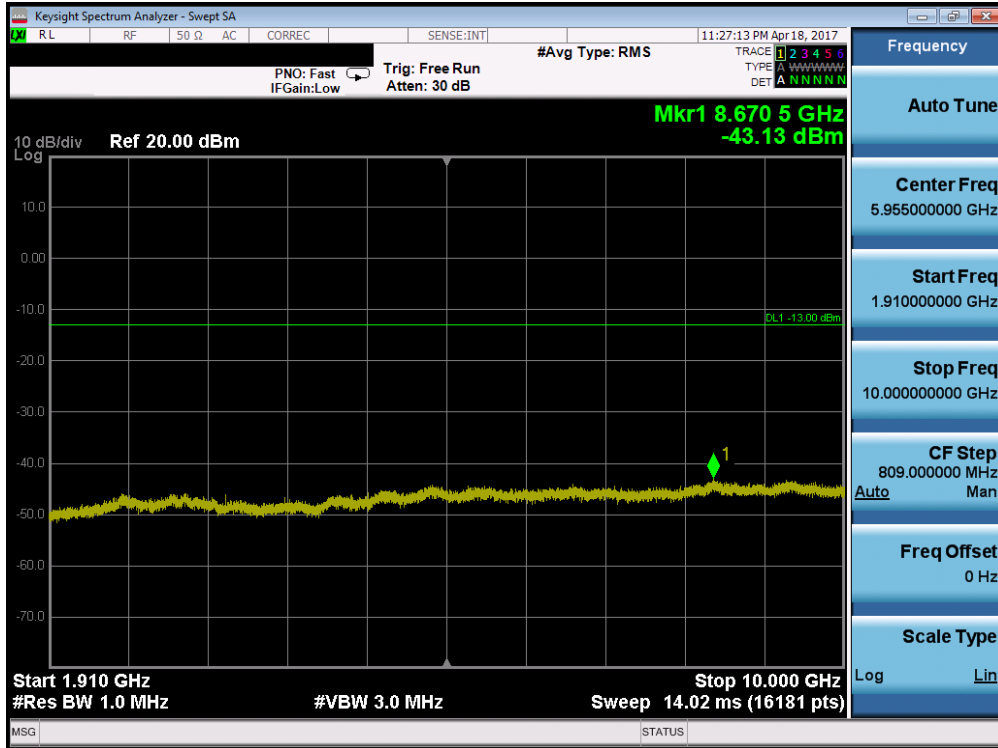


Plot 7-35. Conducted Spurious Plot (Cellular CDMA Mode – Ch. 777)

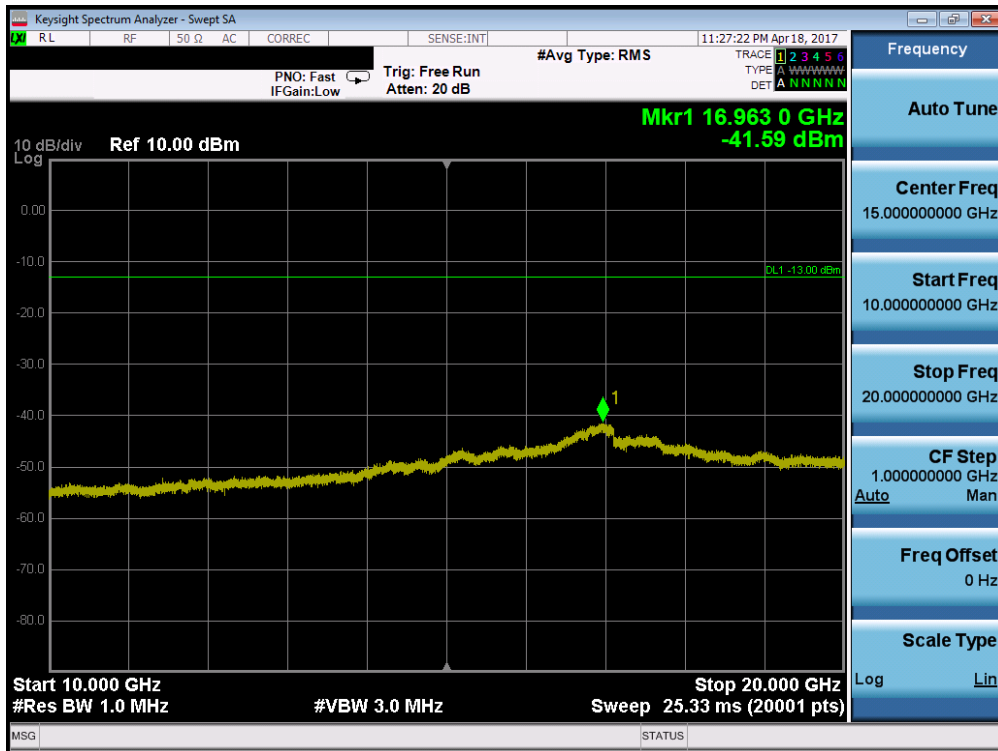


Plot 7-36. Conducted Spurious Plot (PCS CDMA Mode – Ch. 25)

FCC ID: ZNFM322	PCTEST ENGINEERING LABORATORY, INC.	FCC Pt. 22 & 24 GSM / GPRS / EDGE / CDMA / WCDMA MEASUREMENT REPORT (CERTIFICATION)		Approved by: Quality Manager
Test Report S/N: 1M1704100138-02.ZNF	Test Dates: 4/10-4/26/2017	EUT Type: Portable Handset		Page 32 of 89

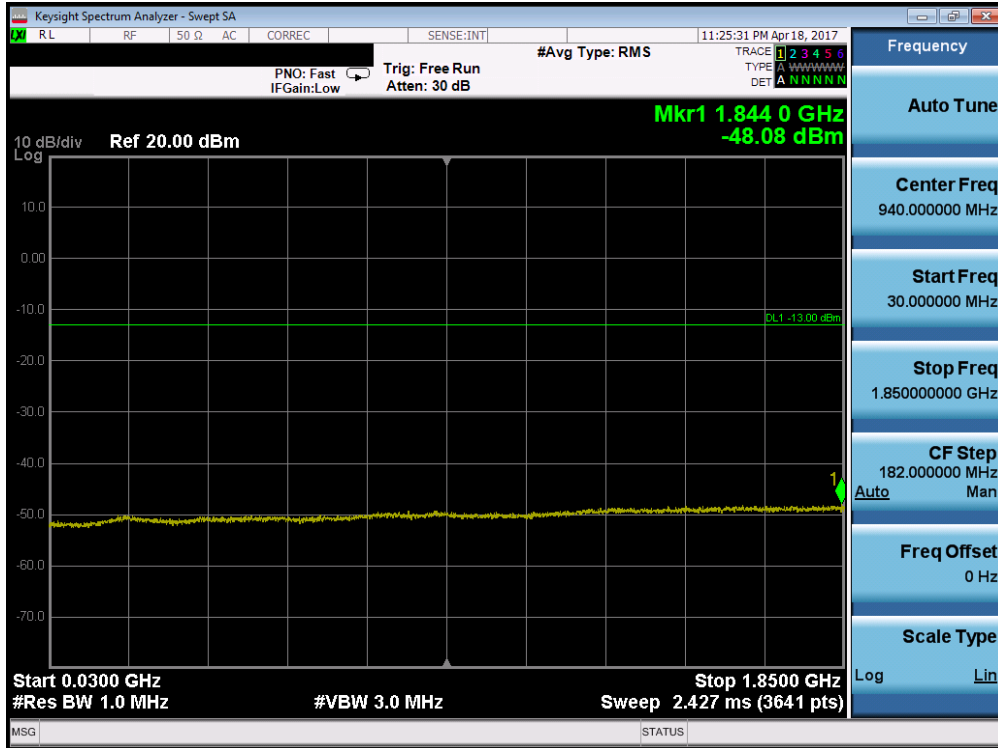


Plot 7-37. Conducted Spurious Plot (PCS CDMA Mode – Ch. 25)

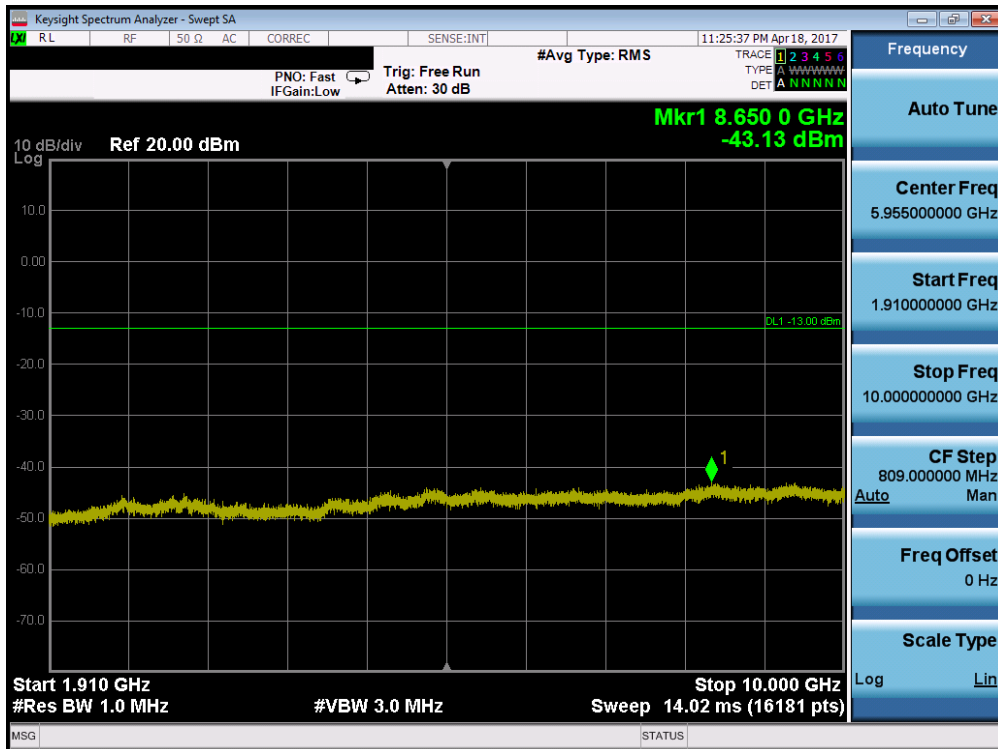


Plot 7-38. Conducted Spurious Plot (PCS CDMA Mode – Ch. 25)

FCC ID: ZNFM322	PCTEST ENGINEERING LABORATORY, INC.	FCC Pt. 22 & 24 GSM / GPRS / EDGE / CDMA / WCDMA MEASUREMENT REPORT (CERTIFICATION)		Approved by: Quality Manager
Test Report S/N: 1M1704100138-02.ZNF	Test Dates: 4/10-4/26/2017	EUT Type: Portable Handset		Page 33 of 89

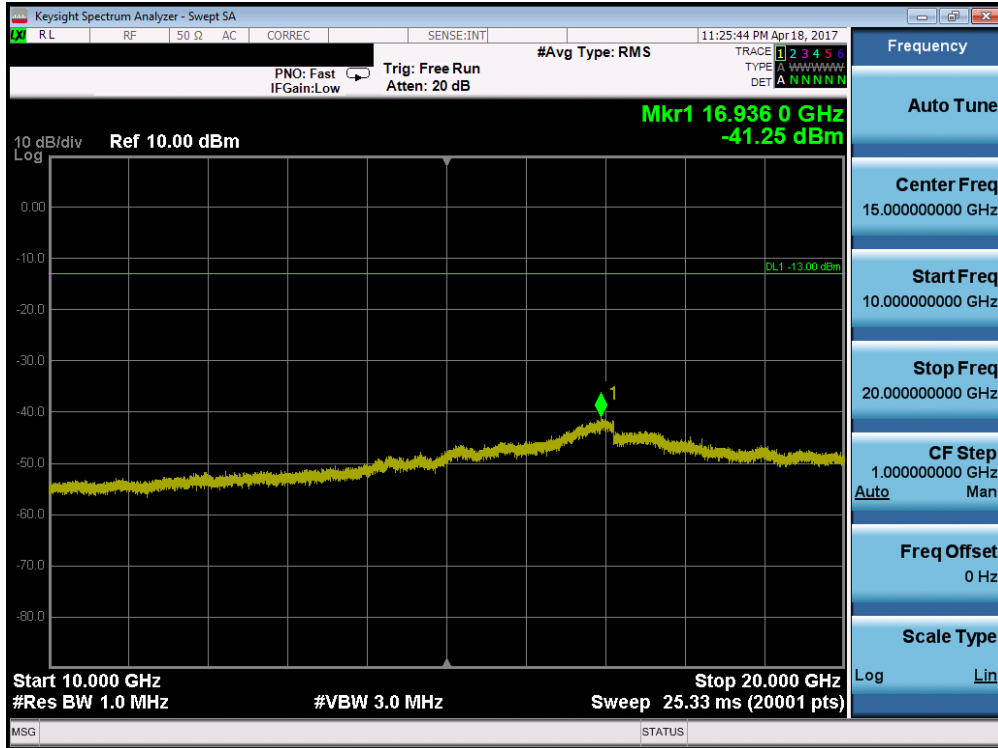


Plot 7-39. Conducted Spurious Plot (PCS CDMA Mode – Ch. 600)

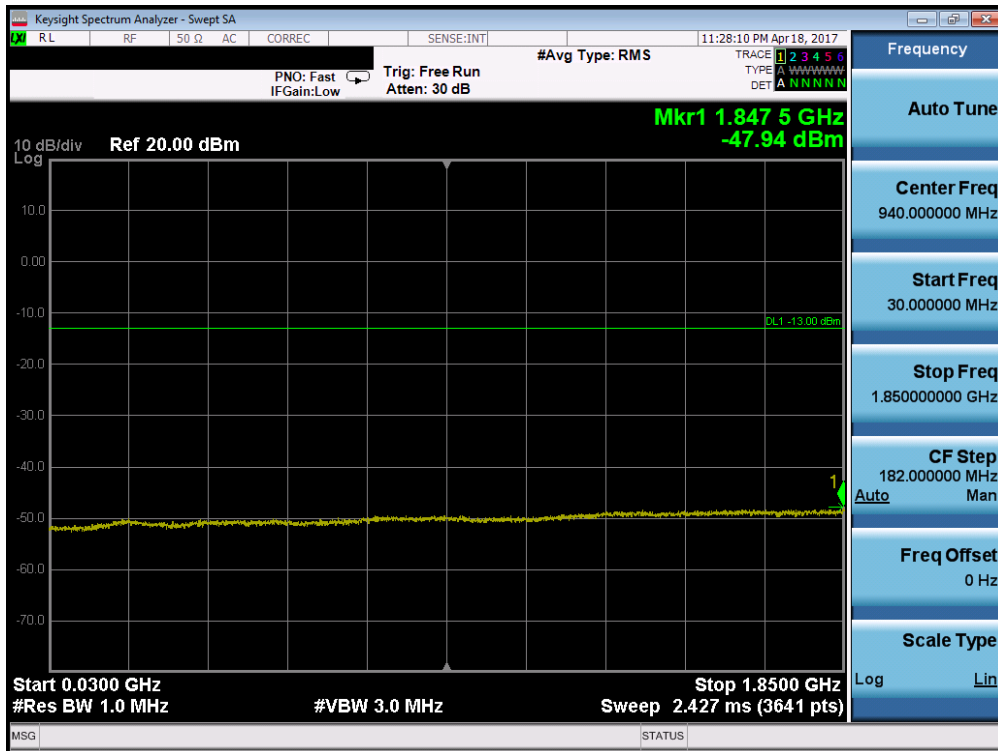


Plot 7-40. Conducted Spurious Plot (PCS CDMA Mode – Ch. 600)

FCC ID: ZNFM322	PCTEST ENGINEERING LABORATORY, INC.	FCC Pt. 22 & 24 GSM / GPRS / EDGE / CDMA / WCDMA MEASUREMENT REPORT (CERTIFICATION)		Approved by: Quality Manager
Test Report S/N: 1M1704100138-02.ZNF	Test Dates: 4/10-4/26/2017	EUT Type: Portable Handset		Page 34 of 89

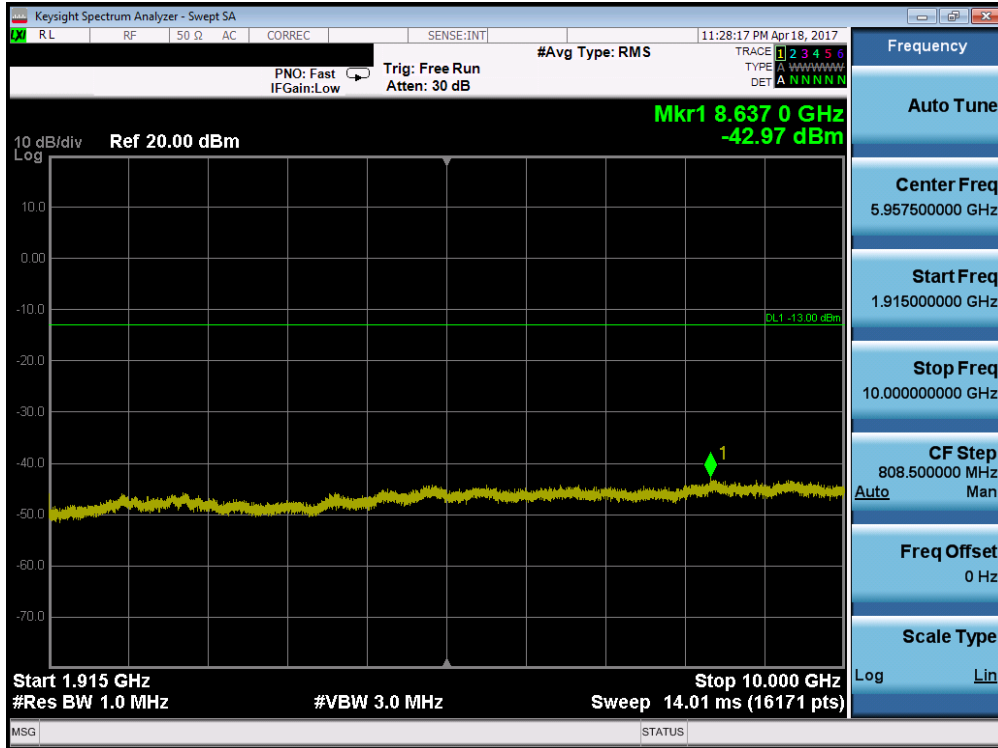


Plot 7-41. Conducted Spurious Plot (PCS CDMA Mode – Ch. 600)

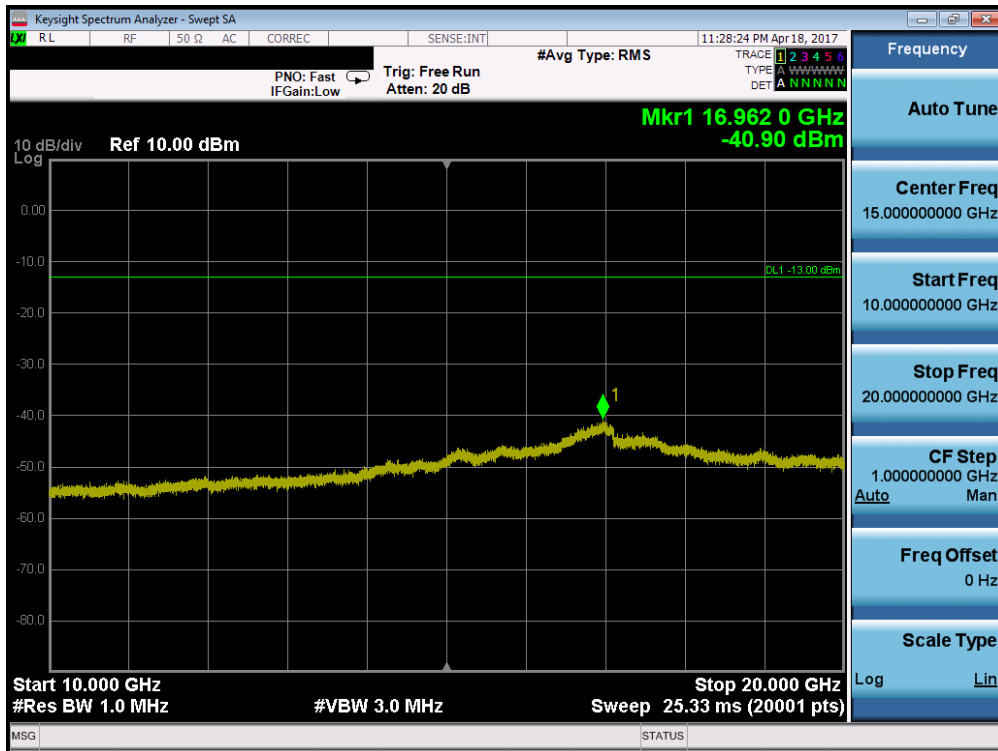


Plot 7-42. Conducted Spurious Plot (PCS CDMA Mode – Ch. 1175)

FCC ID: ZNFM322	PCTEST ENGINEERING LABORATORY, INC.	FCC Pt. 22 & 24 GSM / GPRS / EDGE / CDMA / WCDMA MEASUREMENT REPORT (CERTIFICATION)		Approved by: Quality Manager
Test Report S/N: 1M1704100138-02.ZNF	Test Dates: 4/10-4/26/2017	EUT Type: Portable Handset		Page 35 of 89

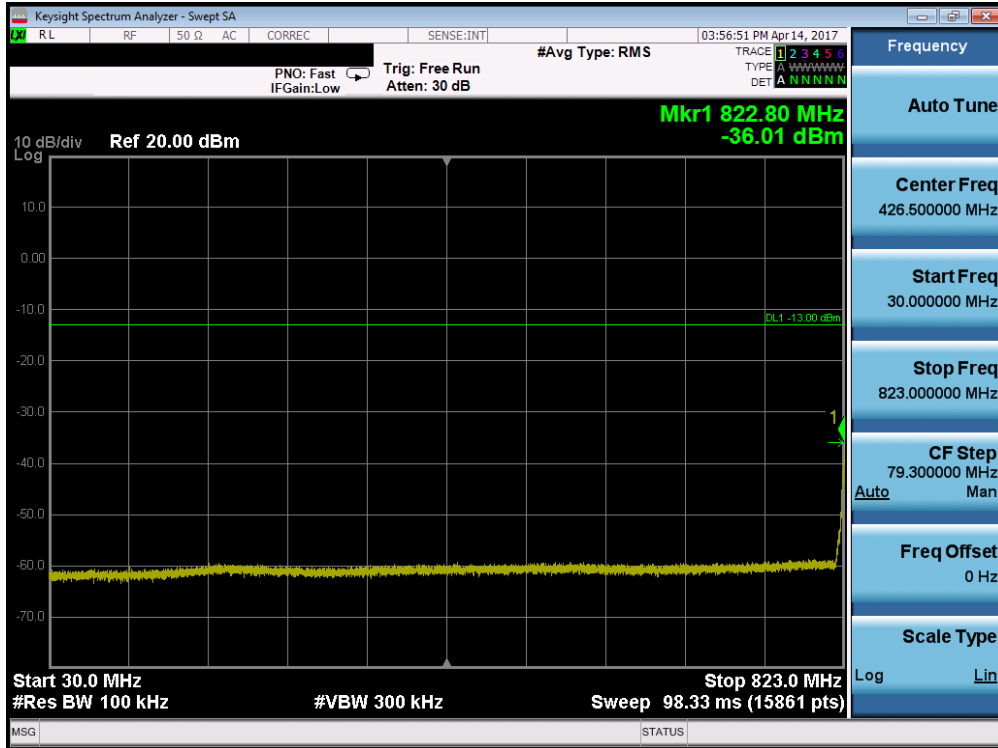


Plot 7-43. Conducted Spurious Plot (PCS CDMA Mode – Ch. 1175)

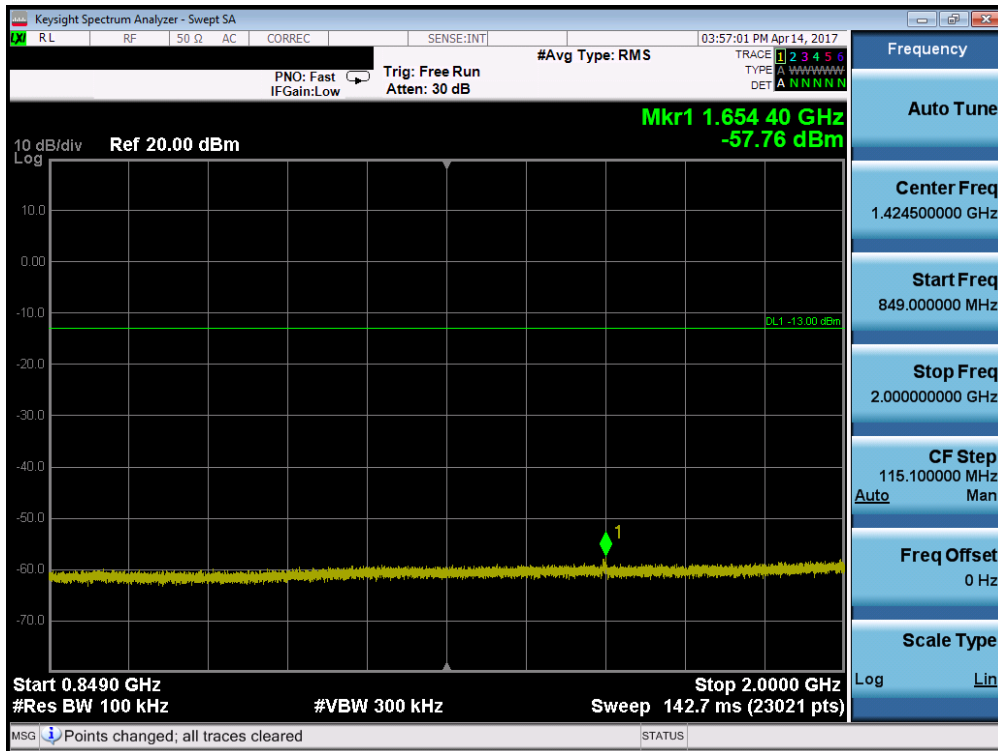


Plot 7-44. Conducted Spurious Plot (PCS CDMA Mode – Ch. 1175)

FCC ID: ZNFM322	PCTEST ENGINEERING LABORATORY, INC.	FCC Pt. 22 & 24 GSM / GPRS / EDGE / CDMA / WCDMA MEASUREMENT REPORT (CERTIFICATION)		Approved by: Quality Manager
Test Report S/N: 1M1704100138-02.ZNF	Test Dates: 4/10-4/26/2017	EUT Type: Portable Handset		Page 36 of 89

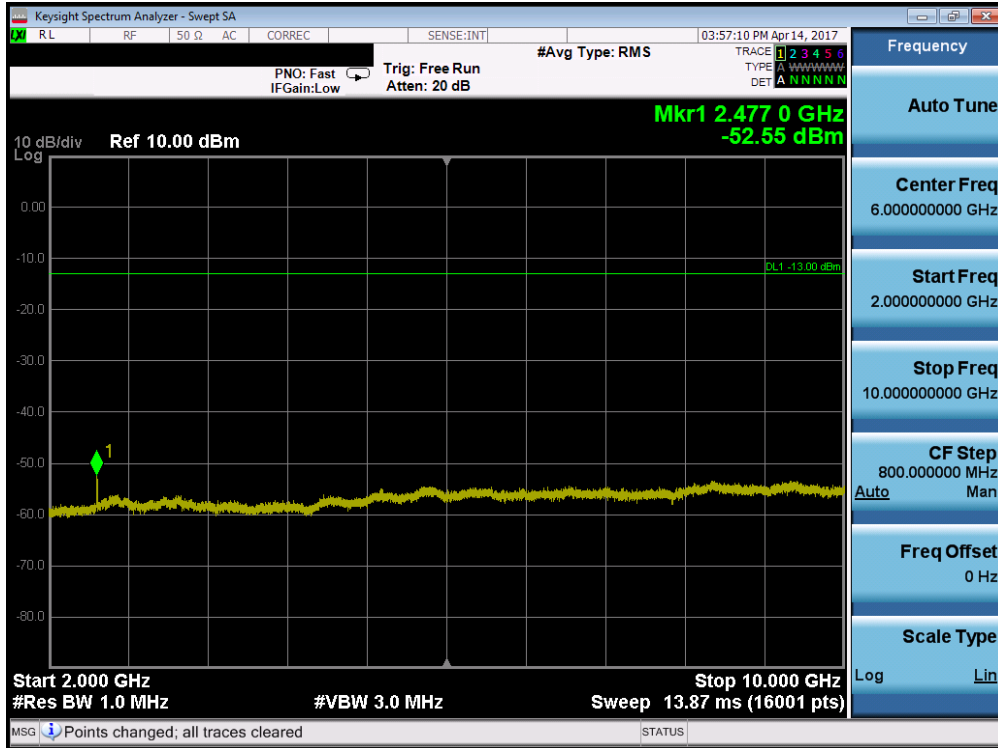


Plot 7-45. Conducted Spurious Plot (Cellular WCDMA Mode – Ch. 4132)

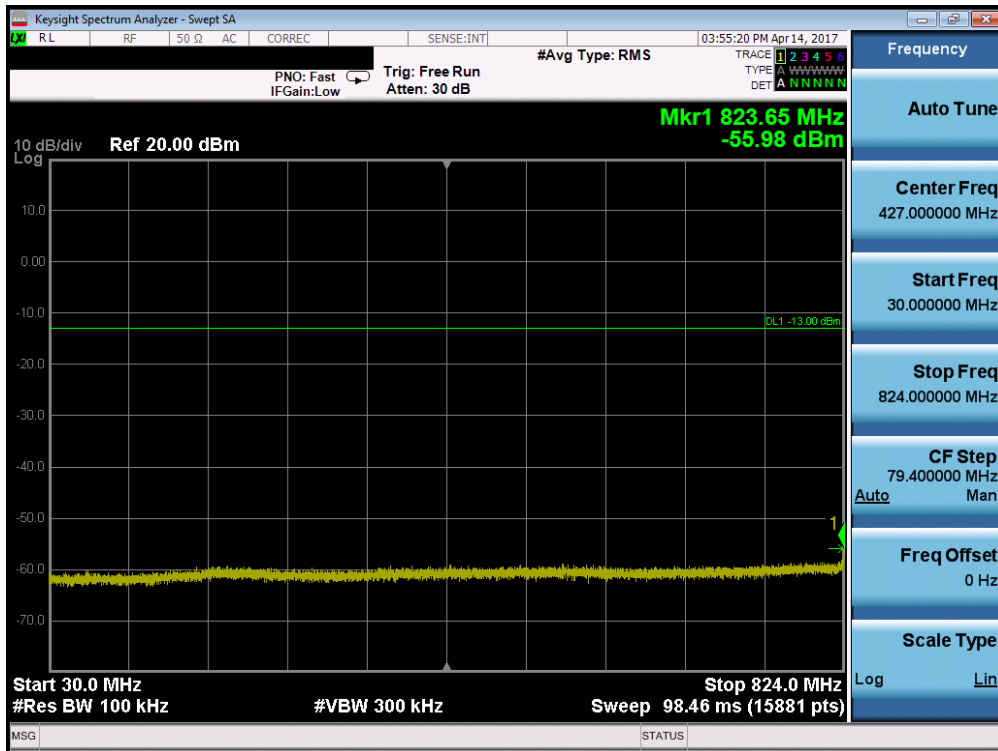


Plot 7-46. Conducted Spurious Plot (Cellular WCDMA Mode – Ch. 4132)

FCC ID: ZNFM322	PCTEST ENGINEERING LABORATORY, INC.	FCC Pt. 22 & 24 GSM / GPRS / EDGE / CDMA / WCDMA MEASUREMENT REPORT (CERTIFICATION)		Approved by: Quality Manager
Test Report S/N: 1M1704100138-02.ZNF	Test Dates: 4/10-4/26/2017	EUT Type: Portable Handset		Page 37 of 89

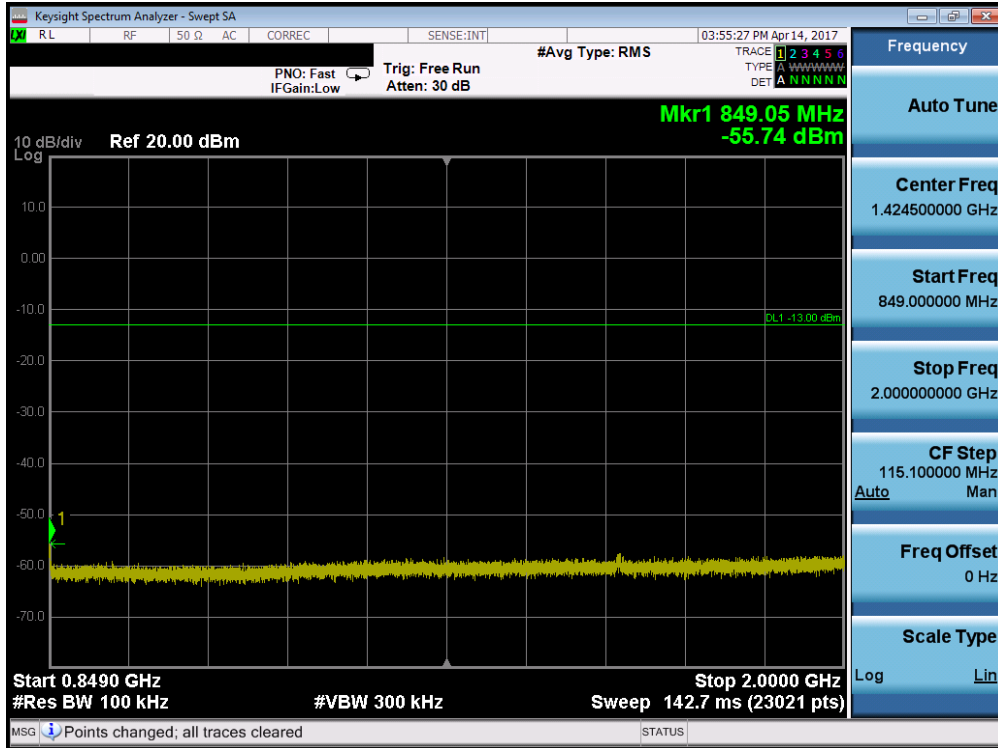


Plot 7-47. Conducted Spurious Plot (Cellular WCDMA Mode – Ch. 4132)

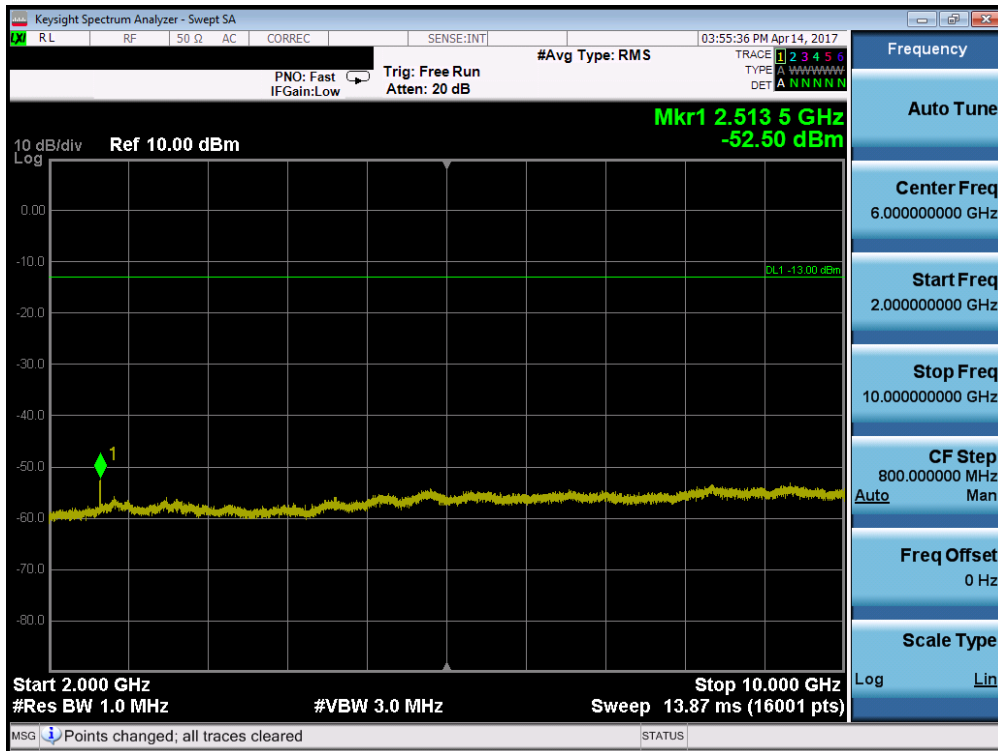


Plot 7-48. Conducted Spurious Plot (Cellular WCDMA Mode – Ch. 4183)

FCC ID: ZNFM322	PCTEST ENGINEERING LABORATORY, INC.	FCC Pt. 22 & 24 GSM / GPRS / EDGE / CDMA / WCDMA MEASUREMENT REPORT (CERTIFICATION)		Approved by: Quality Manager
Test Report S/N: 1M1704100138-02.ZNF	Test Dates: 4/10-4/26/2017	EUT Type: Portable Handset		Page 38 of 89

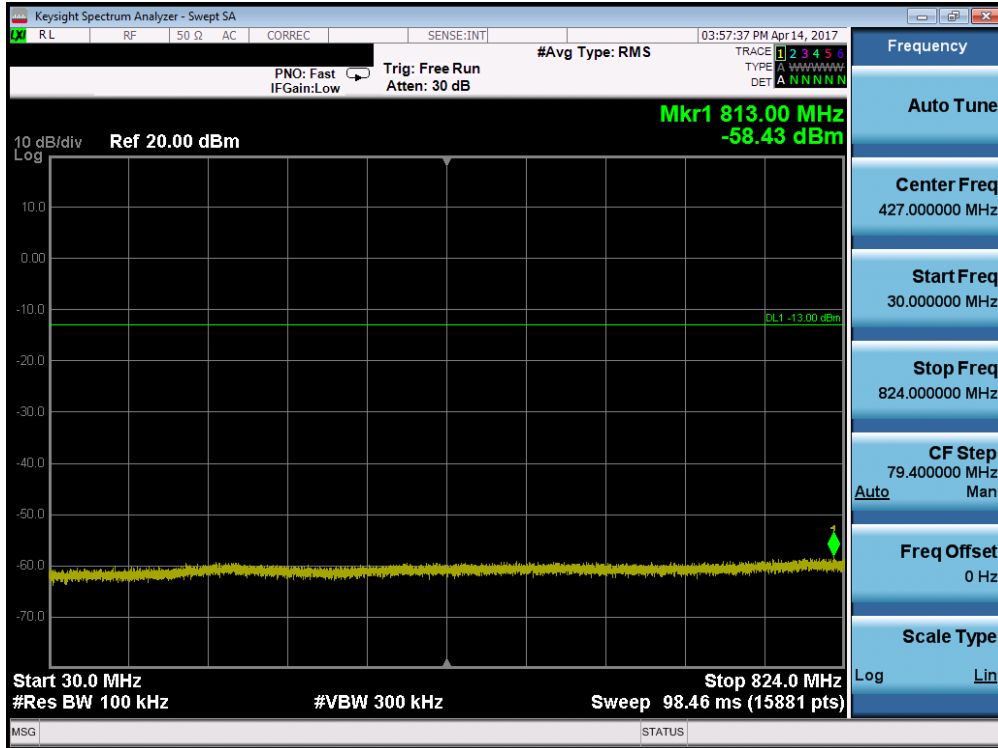


Plot 7-49. Conducted Spurious Plot (Cellular WCDMA Mode – Ch. 4183)

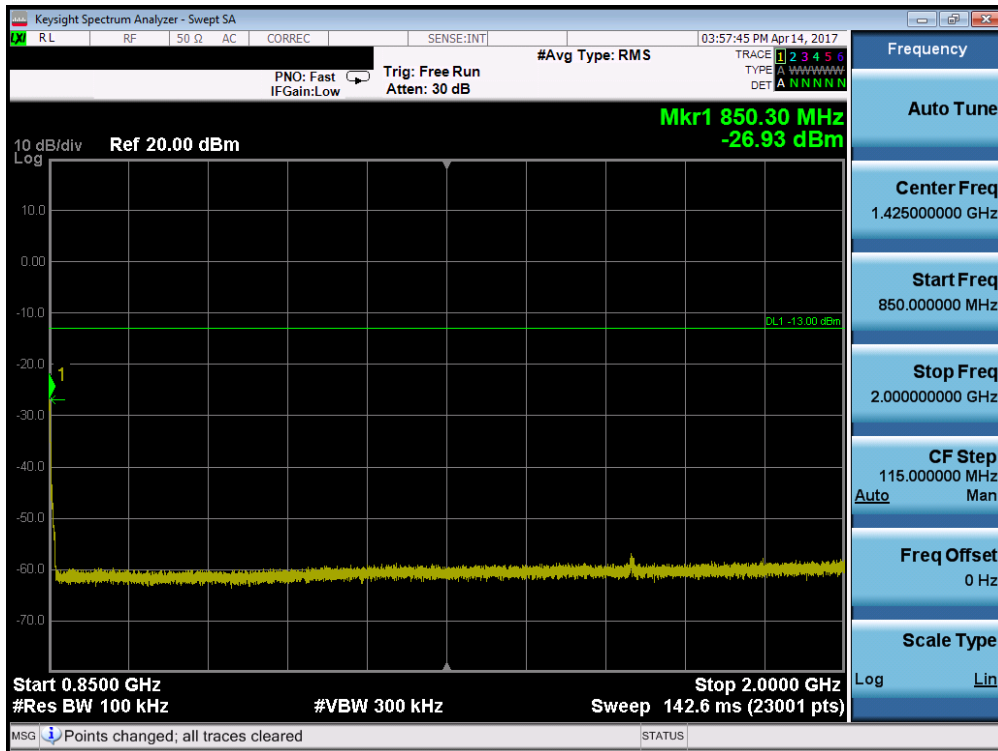


Plot 7-50. Conducted Spurious Plot (Cellular WCDMA Mode – Ch. 4183)

FCC ID: ZNFM322	PCTEST ENGINEERING LABORATORY, INC.	FCC Pt. 22 & 24 GSM / GPRS / EDGE / CDMA / WCDMA MEASUREMENT REPORT (CERTIFICATION)		Approved by: Quality Manager
Test Report S/N: 1M1704100138-02.ZNF	Test Dates: 4/10-4/26/2017	EUT Type: Portable Handset		Page 39 of 89

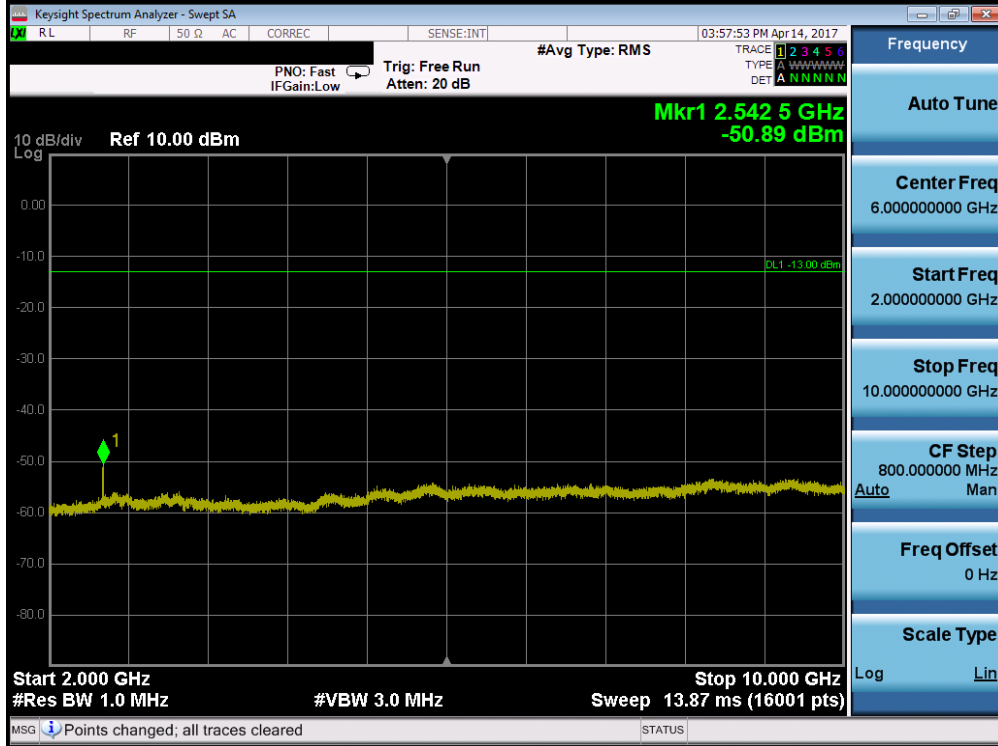


Plot 7-51. Conducted Spurious Plot (Cellular WCDMA Mode – Ch. 4233)

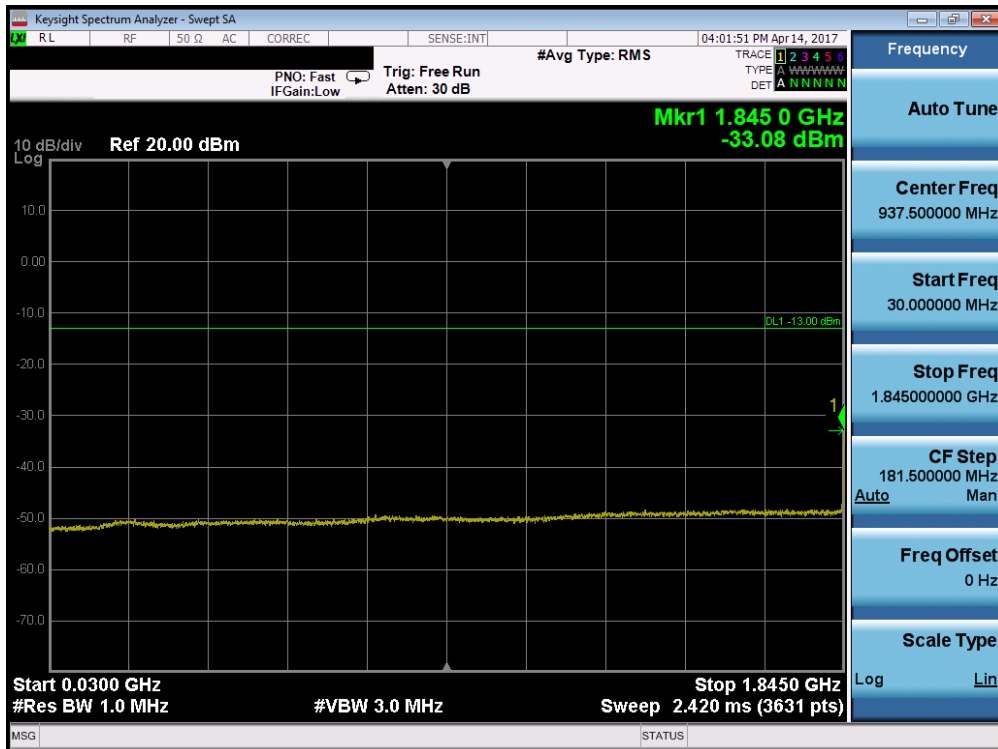


Plot 7-52. Conducted Spurious Plot (Cellular WCDMA Mode – Ch. 4233)

FCC ID: ZNFM322	PCTEST ENGINEERING LABORATORY, INC.	FCC Pt. 22 & 24 GSM / GPRS / EDGE / CDMA / WCDMA MEASUREMENT REPORT (CERTIFICATION)		Approved by: Quality Manager
Test Report S/N: 1M1704100138-02.ZNF	Test Dates: 4/10-4/26/2017	EUT Type: Portable Handset		Page 40 of 89

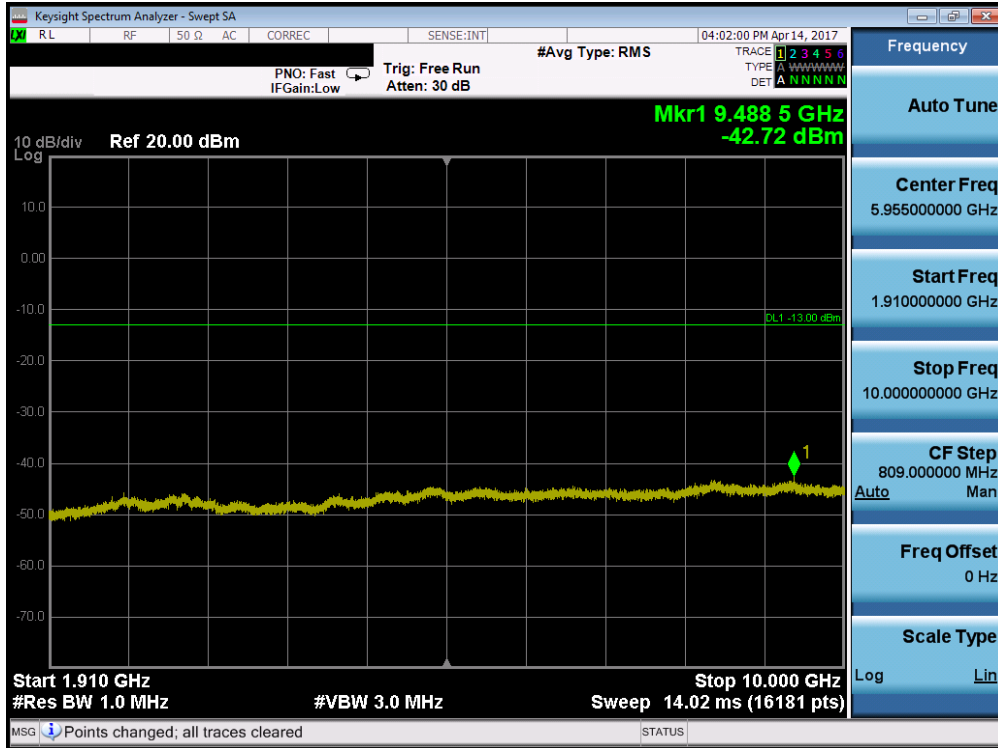


Plot 7-53. Conducted Spurious Plot (Cellular WCDMA Mode – Ch. 4233)

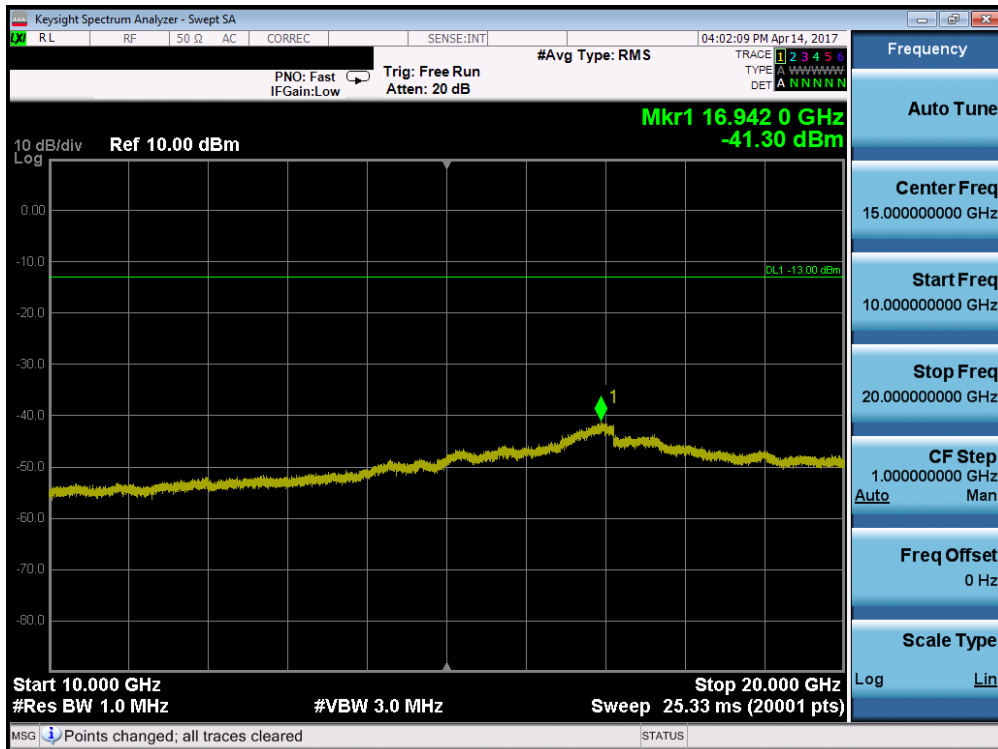


Plot 7-54. Conducted Spurious Plot (PCS WCDMA Mode – Ch. 9262)

FCC ID: ZNFM322	PCTEST ENGINEERING LABORATORY, INC.	FCC Pt. 22 & 24 GSM / GPRS / EDGE / CDMA / WCDMA MEASUREMENT REPORT (CERTIFICATION)		Approved by: Quality Manager
Test Report S/N: 1M1704100138-02.ZNF	Test Dates: 4/10-4/26/2017	EUT Type: Portable Handset		Page 41 of 89

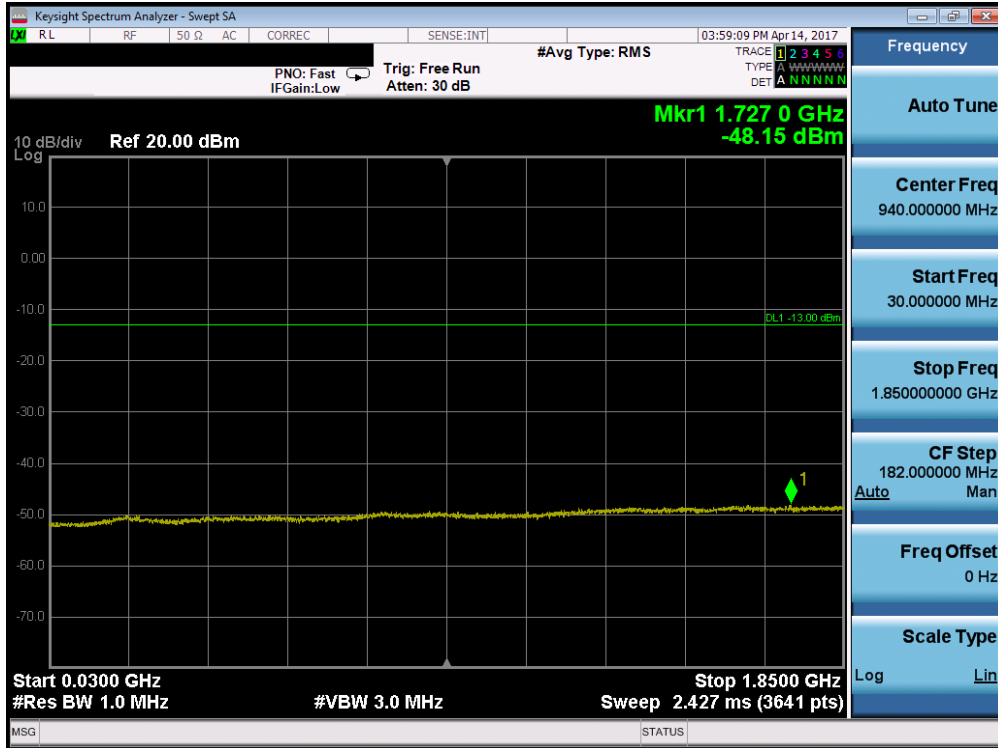


Plot 7-55. Conducted Spurious Plot (PCS WCDMA Mode – Ch. 9262)

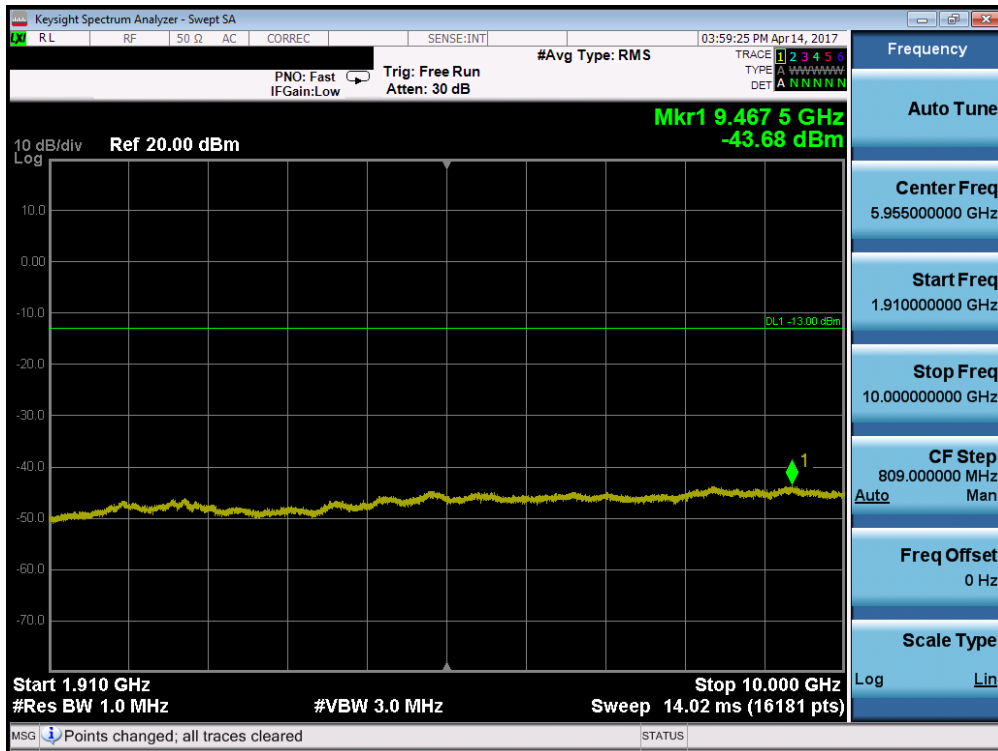


Plot 7-56. Conducted Spurious Plot (PCS WCDMA Mode – Ch. 9262)

FCC ID: ZNFM322	PCTEST ENGINEERING LABORATORY, INC.	FCC Pt. 22 & 24 GSM / GPRS / EDGE / CDMA / WCDMA MEASUREMENT REPORT (CERTIFICATION)		Approved by: Quality Manager
Test Report S/N: 1M1704100138-02.ZNF	Test Dates: 4/10-4/26/2017	EUT Type: Portable Handset		Page 42 of 89

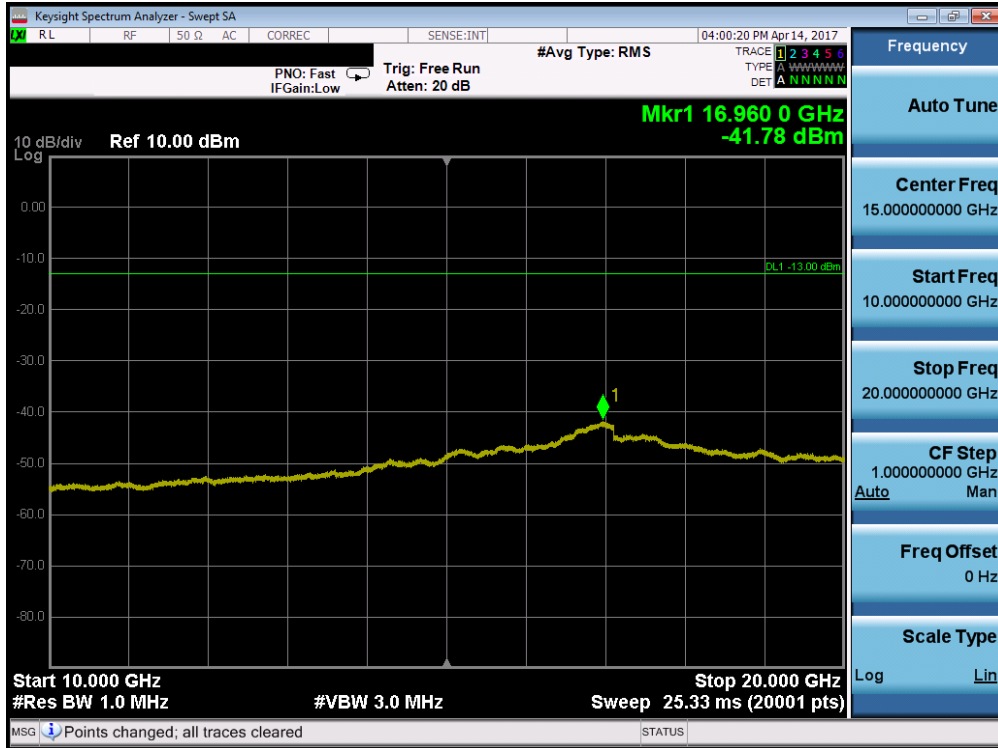


Plot 7-57. Conducted Spurious Plot (PCS WCDMA Mode – Ch. 9400)

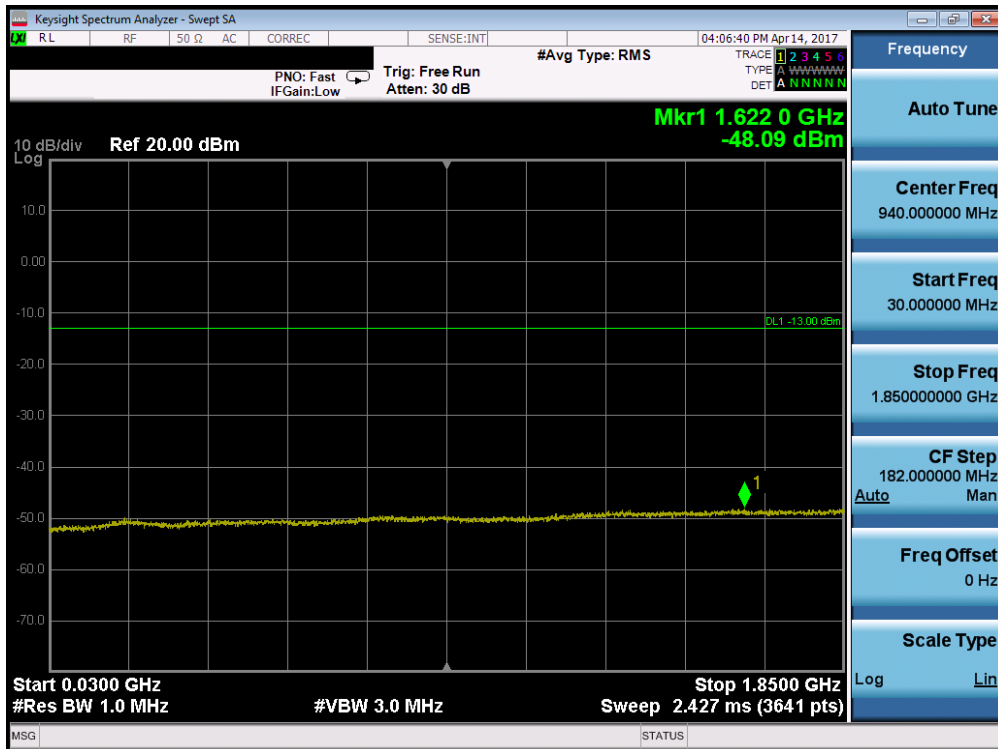


Plot 7-58. Conducted Spurious Plot (PCS WCDMA Mode – Ch. 9400)

FCC ID: ZNFM322	PCTEST ENGINEERING LABORATORY, INC.	FCC Pt. 22 & 24 GSM / GPRS / EDGE / CDMA / WCDMA MEASUREMENT REPORT (CERTIFICATION)		Approved by: Quality Manager
Test Report S/N: 1M1704100138-02.ZNF	Test Dates: 4/10-4/26/2017	EUT Type: Portable Handset		Page 43 of 89

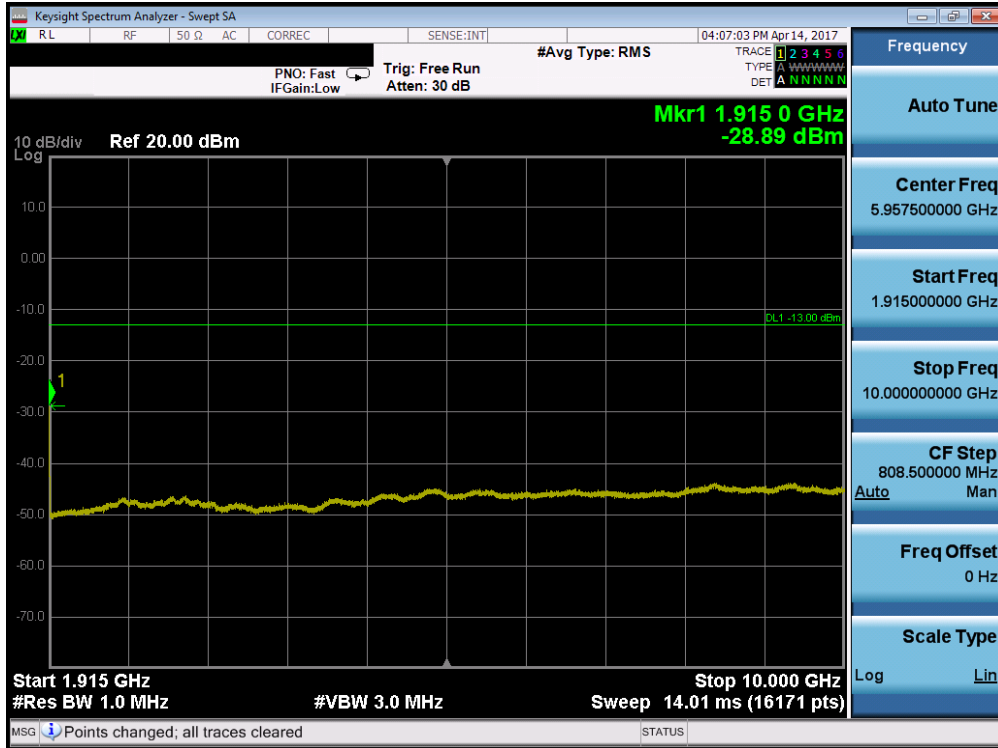


Plot 7-59. Conducted Spurious Plot (PCS WCDMA Mode – Ch. 9400)



Plot 7-60. Conducted Spurious Plot (PCS WCDMA Mode – Ch. 9538)

FCC ID: ZNFM322	PCTEST ENGINEERING LABORATORY, INC.	FCC Pt. 22 & 24 GSM / GPRS / EDGE / CDMA / WCDMA MEASUREMENT REPORT (CERTIFICATION)		Approved by: Quality Manager
Test Report S/N: 1M1704100138-02.ZNF	Test Dates: 4/10-4/26/2017	EUT Type: Portable Handset		Page 44 of 89



Plot 7-61. Conducted Spurious Plot (PCS WCDMA Mode – Ch. 9538)



Plot 7-62. Conducted Spurious Plot (PCS WCDMA Mode – Ch. 9538)

FCC ID: ZNFM322	PCTEST ENGINEERING LABORATORY, INC.	FCC Pt. 22 & 24 GSM / GPRS / EDGE / CDMA / WCDMA MEASUREMENT REPORT (CERTIFICATION)		Approved by: Quality Manager
Test Report S/N: 1M1704100138-02.ZNF	Test Dates: 4/10-4/26/2017	EUT Type: Portable Handset		Page 45 of 89

7.4 Band Edge Emissions at Antenna Terminal

§2.1051 §22.917(a) §24.238(a)

Test Overview

All out of band emissions are measured with a spectrum analyzer connected to the antenna terminal of the EUT while the EUT is operating at maximum power, and at the appropriate frequencies. All data rates were investigated to determine the worst case configuration. All modes of operation were investigated and the worst case configuration results are reported in this section.

The minimum permissible attenuation level of any spurious emission is $43 + \log_{10}(P_{[Watts]})$, where P is the transmitter power in Watts.

Test Procedure Used

KDB 971168 D01 v02r02 – Section 6.0

Test Settings

1. Start and stop frequency were set such that the band edge would be placed in the center of the plot
2. Span was set large enough so as to capture all out of band emissions near the band edge
3. RBW \geq 1% of the emission bandwidth
4. VBW \geq 3 x RBW
5. Detector = RMS
6. Number of sweep points \geq 2 x Span/RBW
7. Trace mode = trace average for continuous emissions, max hold for pulse emissions
8. Sweep time = auto couple
9. The trace was allowed to stabilize

Test Setup

The EUT and measurement equipment were set up as shown in the diagram below.

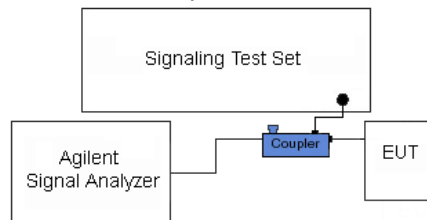


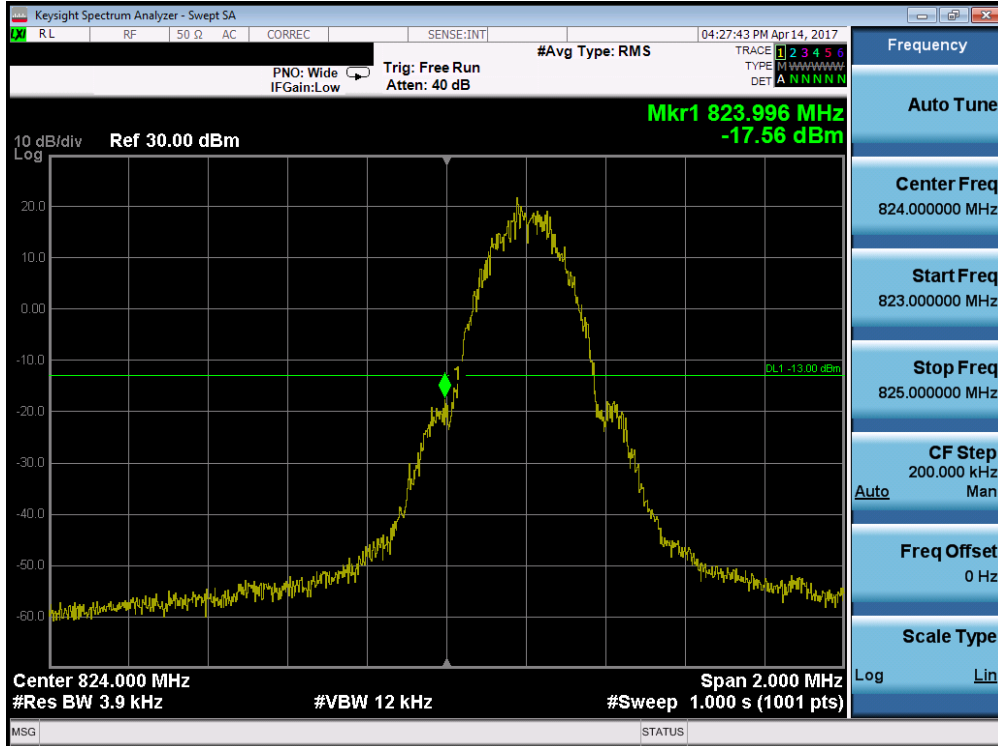


Figure 7-3. Test Instrument & Measurement Setup

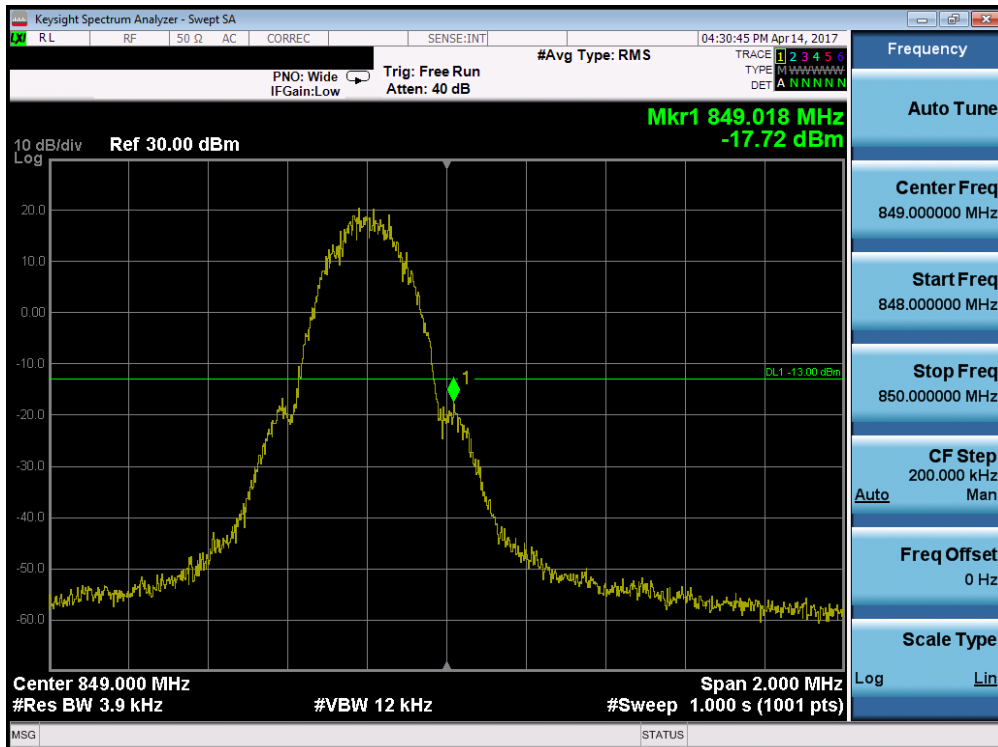
Test Notes

Per 22.917(b), 24.238(b), in the 1 MHz bands immediately outside and adjacent to the frequency block a resolution bandwidth of at least one percent of the emission bandwidth of the fundamental emission of the transmitter may be employed to demonstrate compliance with the out-of-band emissions limit. The emission bandwidth is defined as the width of the signal between two points, one below the carrier center frequency and one above the carrier center frequency, outside of which all emission are attenuated at least 26 dB below the transmitter power.

FCC ID: ZNFM322	 PCTEST ENGINEERING LABORATORY, INC.	FCC Pt. 22 & 24 GSM / GPRS / EDGE / CDMA / WCDMA MEASUREMENT REPORT (CERTIFICATION)		Approved by: Quality Manager
Test Report S/N: 1M1704100138-02.ZNF	Test Dates: 4/10-4/26/2017	EUT Type: Portable Handset		Page 46 of 89

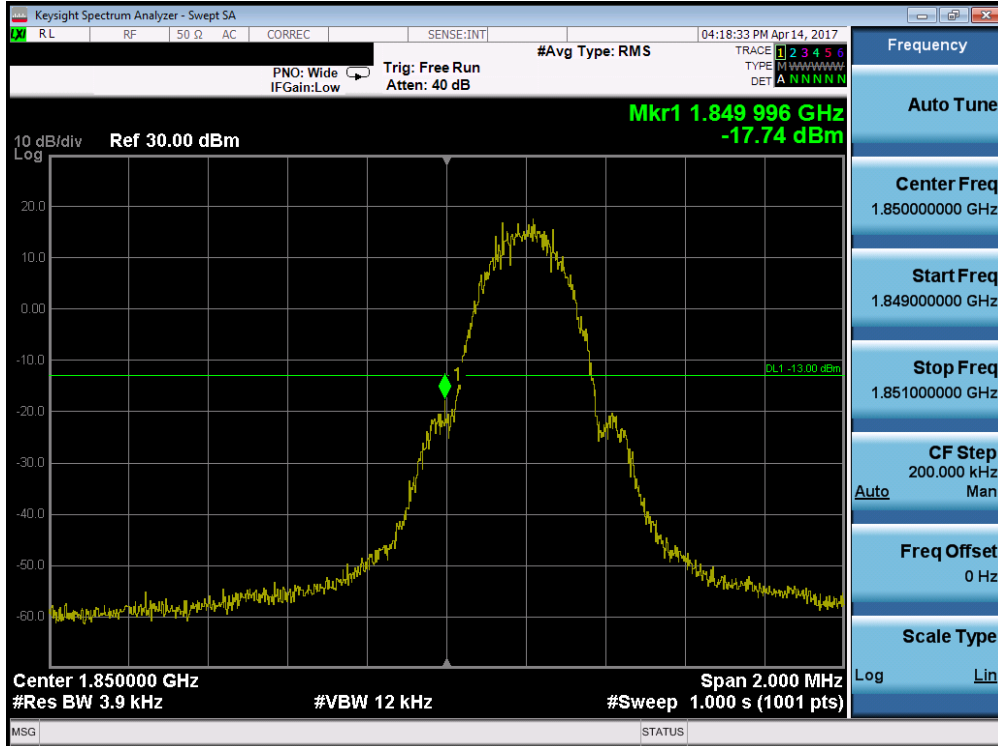


Plot 7-63. Band Edge Plot (Cellular GPRS Mode – Ch. 128)

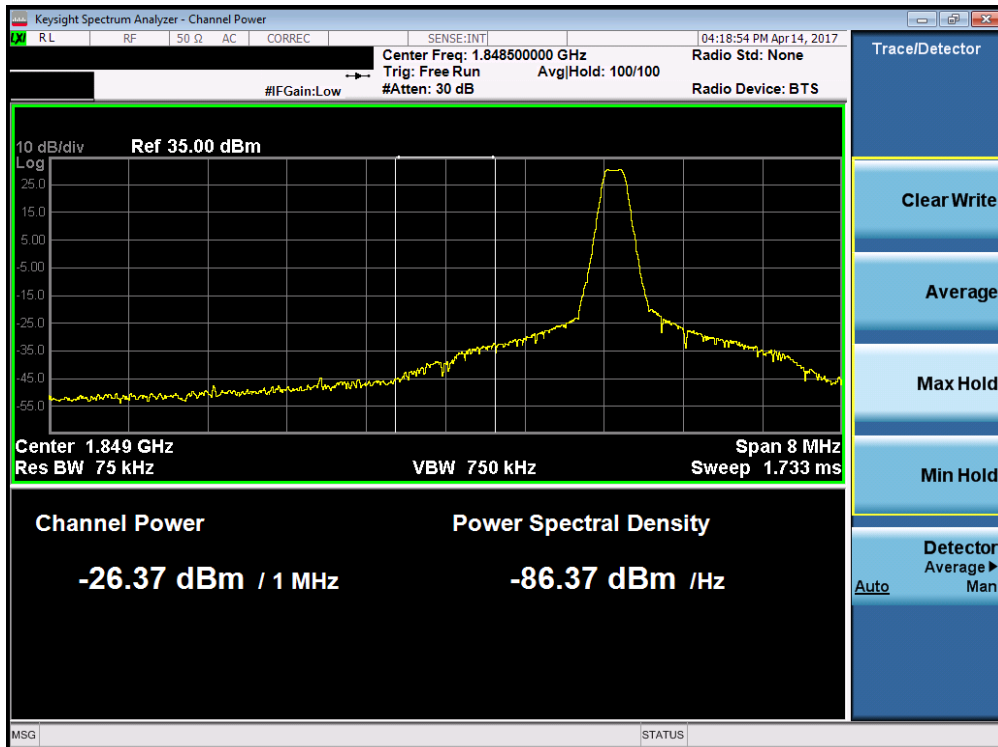


Plot 7-64. Band Edge Plot (Cellular GPRS Mode – Ch. 251)

FCC ID: ZNFM322	PCTEST ENGINEERING LABORATORY, INC.	FCC Pt. 22 & 24 GSM / GPRS / EDGE / CDMA / WCDMA MEASUREMENT REPORT (CERTIFICATION)		Approved by: Quality Manager
Test Report S/N: 1M1704100138-02.ZNF	Test Dates: 4/10-4/26/2017	EUT Type: Portable Handset		Page 47 of 89

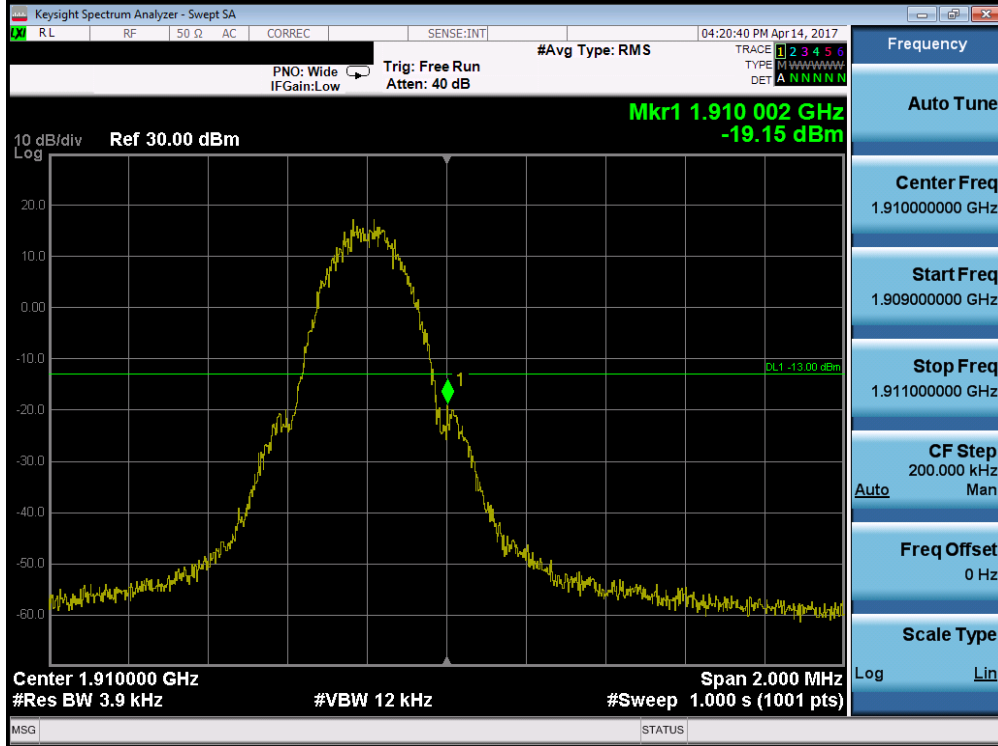


Plot 7-65. Band Edge Plot (PCS GPRS Mode – Ch. 512)

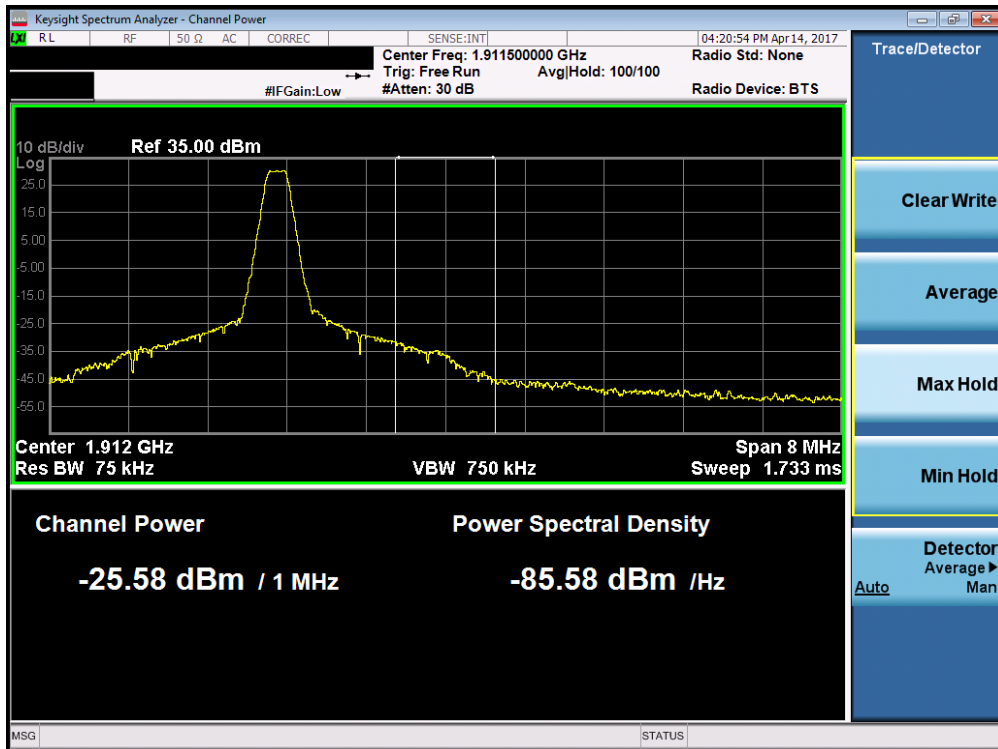


Plot 7-66. 4MHz Span Plot (PCS GPRS Mode – Ch. 512)

FCC ID: ZNFM322	PCTEST ENGINEERING LABORATORY, INC.	FCC Pt. 22 & 24 GSM / GPRS / EDGE / CDMA / WCDMA MEASUREMENT REPORT (CERTIFICATION)		Approved by: Quality Manager
Test Report S/N: 1M1704100138-02.ZNF	Test Dates: 4/10-4/26/2017	EUT Type: Portable Handset		Page 48 of 89

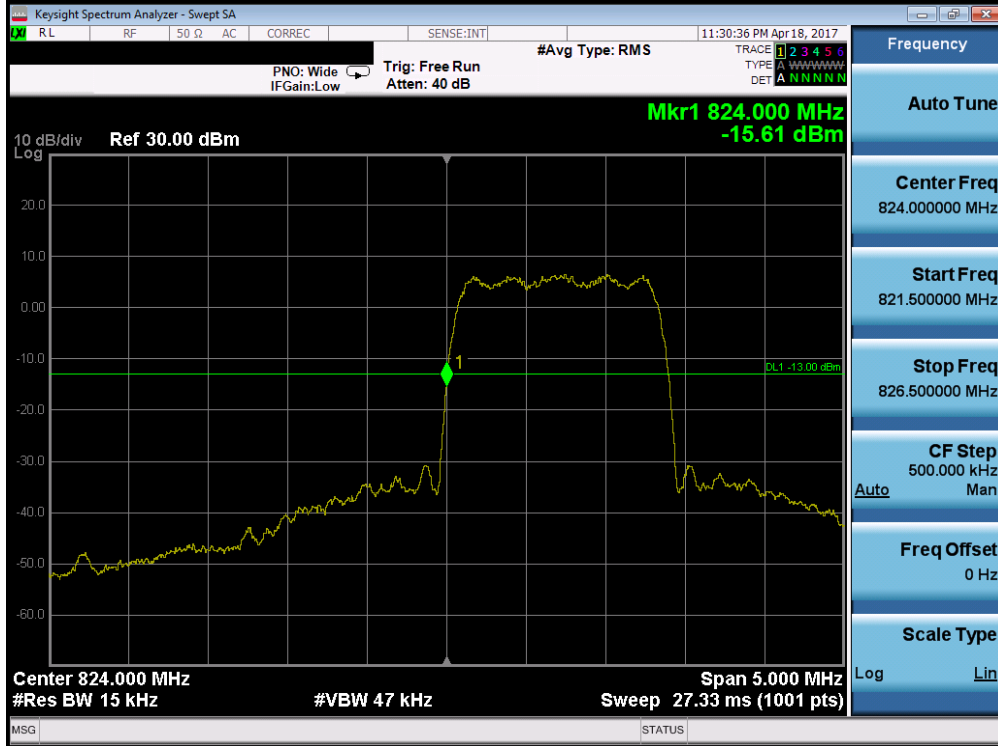


Plot 7-67. Band Edge Plot (PCS GPRS Mode – Ch. 810)

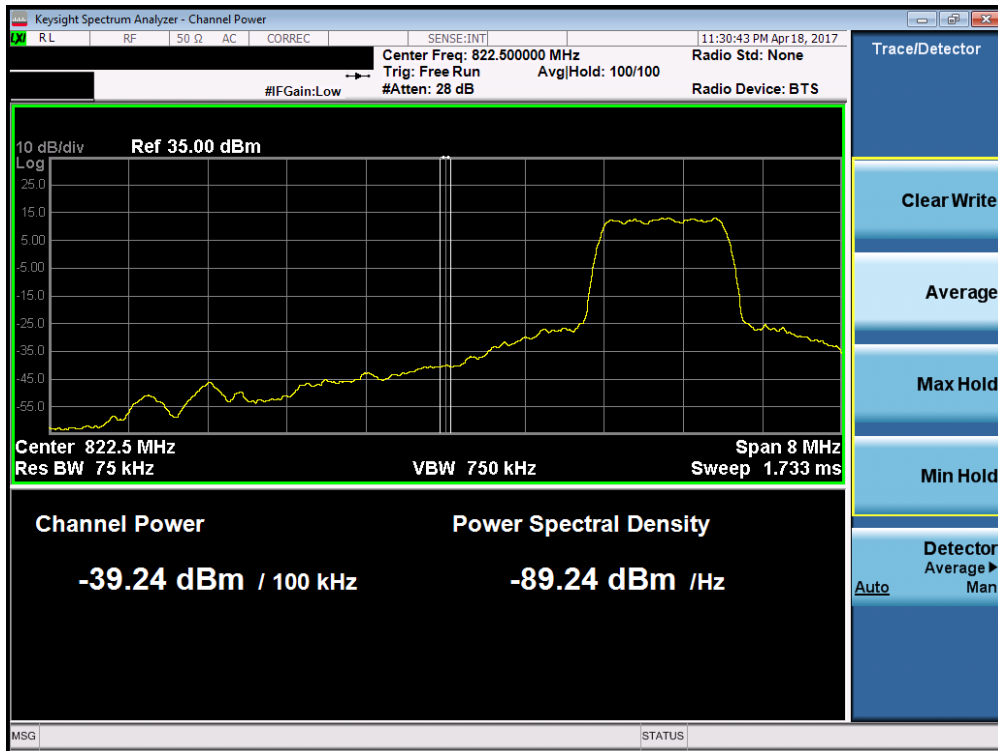


Plot 7-68. 4MHz Span Plot (PCS GPRS Mode – Ch. 810)

FCC ID: ZNFM322	PCTEST ENGINEERING LABORATORY, INC.	FCC Pt. 22 & 24 GSM / GPRS / EDGE / CDMA / WCDMA MEASUREMENT REPORT (CERTIFICATION)		Approved by: Quality Manager
Test Report S/N: 1M1704100138-02.ZNF	Test Dates: 4/10-4/26/2017	EUT Type: Portable Handset		Page 49 of 89

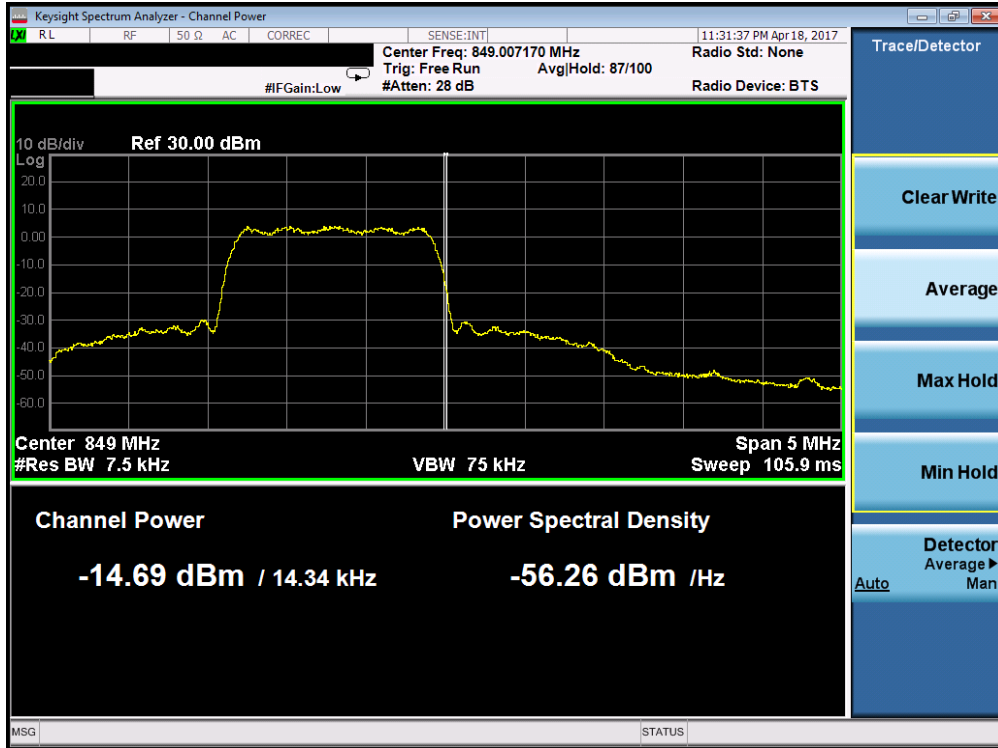


Plot 7-69. Band Edge Plot (Cellular CDMA Mode – Ch. 1013)

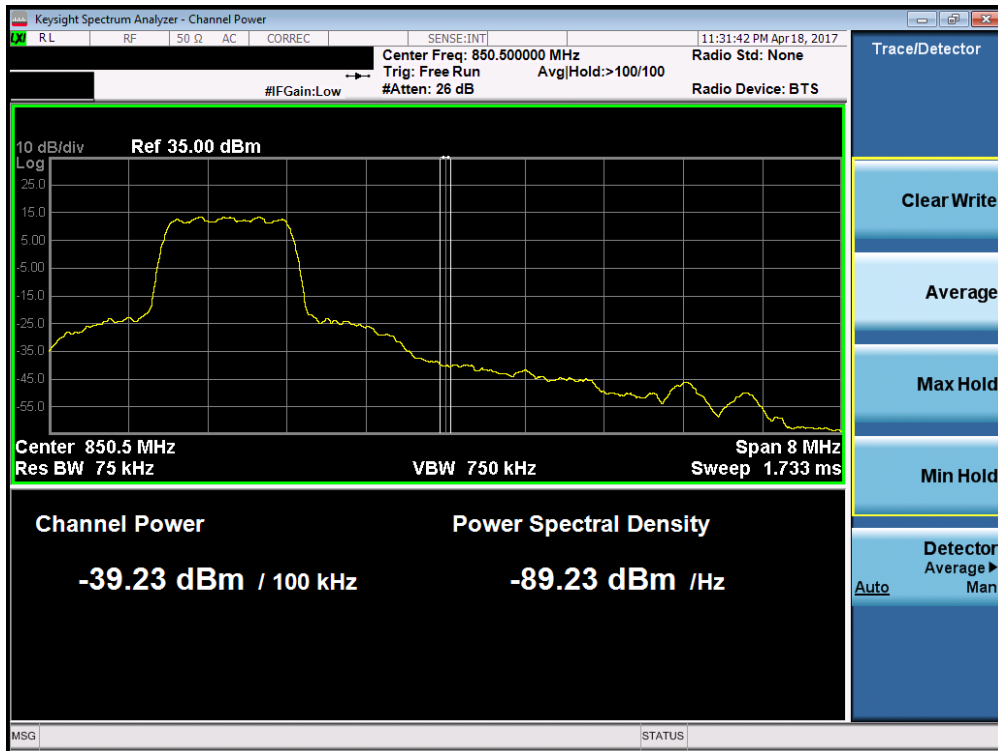


Plot 7-70. 4MHz Span Plot (Cellular CDMA Mode – Ch. 1013)

FCC ID: ZNFM322	PCTEST ENGINEERING LABORATORY, INC.	FCC Pt. 22 & 24 GSM / GPRS / EDGE / CDMA / WCDMA MEASUREMENT REPORT (CERTIFICATION)		Approved by: Quality Manager
Test Report S/N: 1M1704100138-02.ZNF	Test Dates: 4/10-4/26/2017	EUT Type: Portable Handset		Page 50 of 89

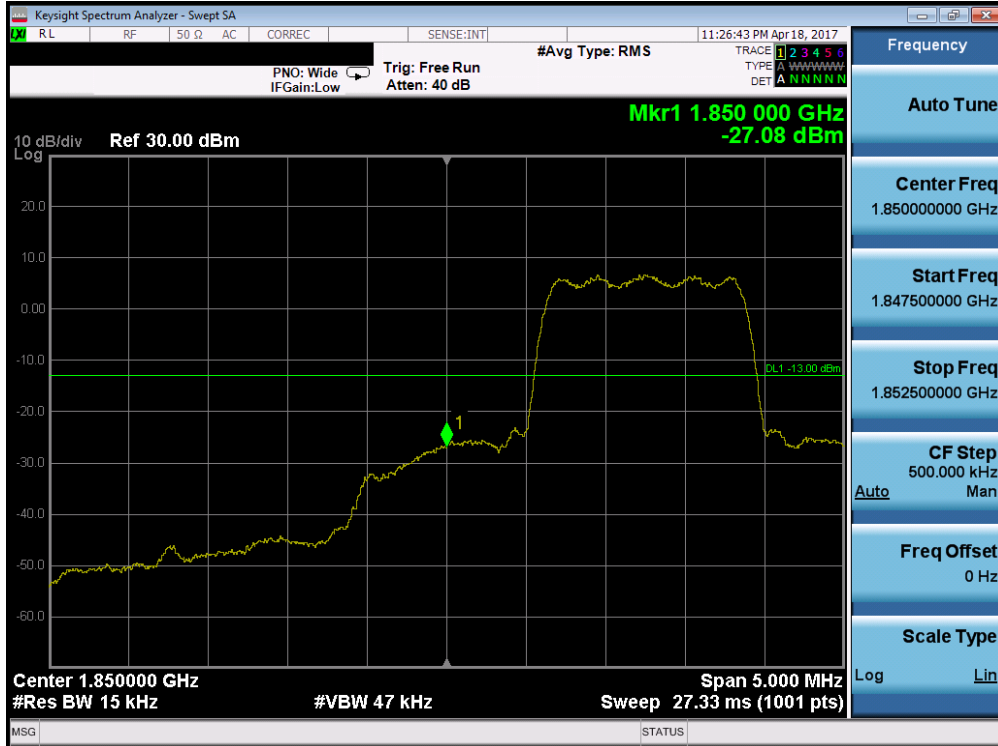


Plot 7-71. Band Edge Plot (Cellular CDMA Mode – Ch. 777)

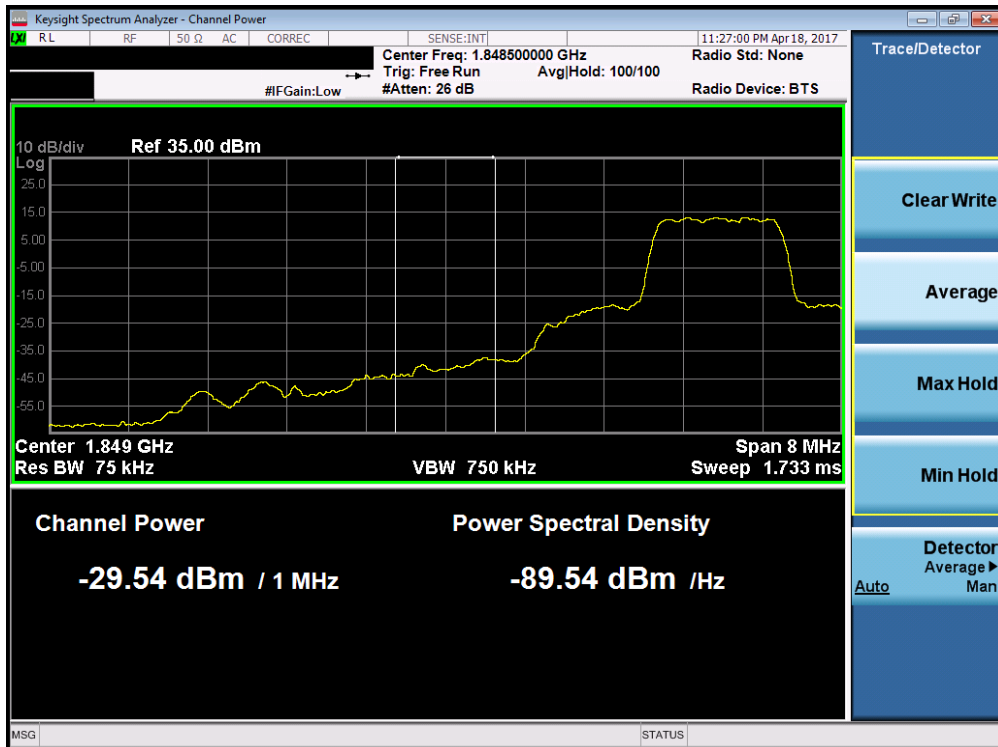


Plot 7-72. 4MHz Span Plot (Cellular CDMA Mode – Ch. 777)

FCC ID: ZNFM322	PCTEST ENGINEERING LABORATORY, INC.	FCC Pt. 22 & 24 GSM / GPRS / EDGE / CDMA / WCDMA MEASUREMENT REPORT (CERTIFICATION)		Approved by: Quality Manager
Test Report S/N: 1M1704100138-02.ZNF	Test Dates: 4/10-4/26/2017	EUT Type: Portable Handset		Page 51 of 89

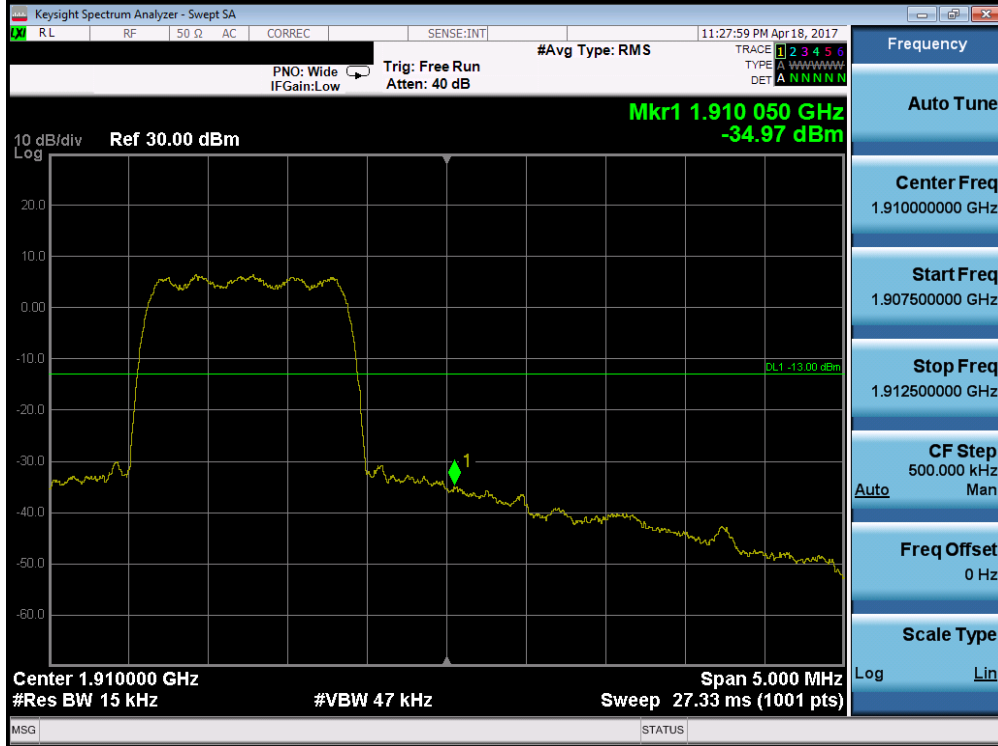


Plot 7-73. Band Edge Plot (PCS CDMA Mode – Ch. 25)

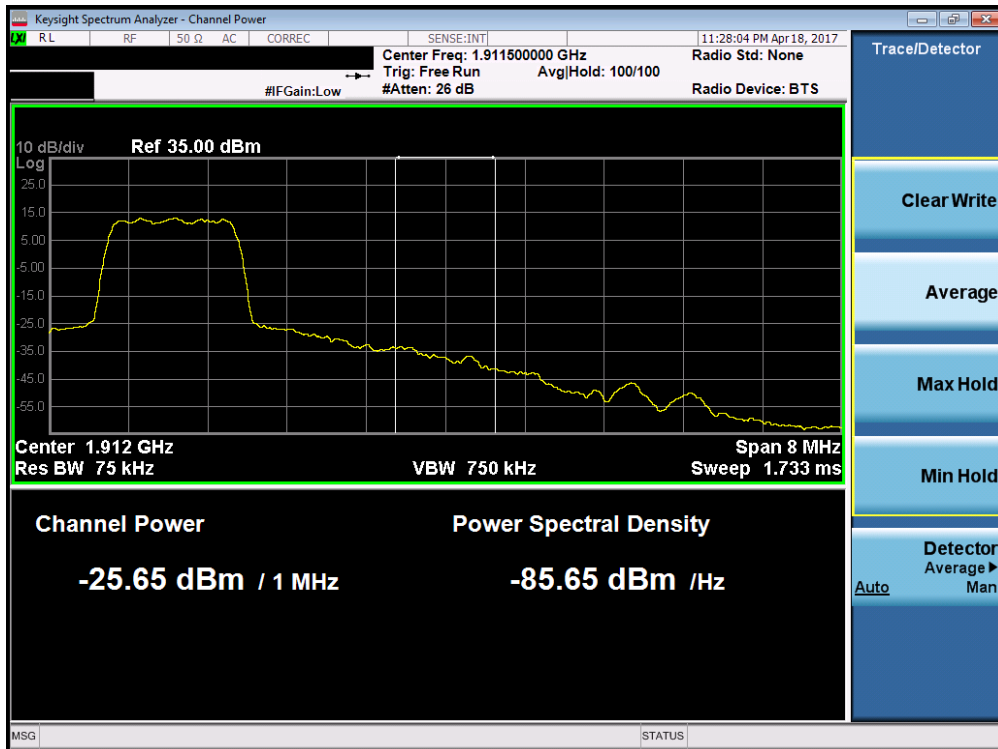


Plot 7-74. 4MHz Span Plot (PCS CDMA Mode – Ch. 25)

FCC ID: ZNFM322	PCTEST ENGINEERING LABORATORY, INC.	FCC Pt. 22 & 24 GSM / GPRS / EDGE / CDMA / WCDMA MEASUREMENT REPORT (CERTIFICATION)		Approved by: Quality Manager
Test Report S/N: 1M1704100138-02.ZNF	Test Dates: 4/10-4/26/2017	EUT Type: Portable Handset		Page 52 of 89

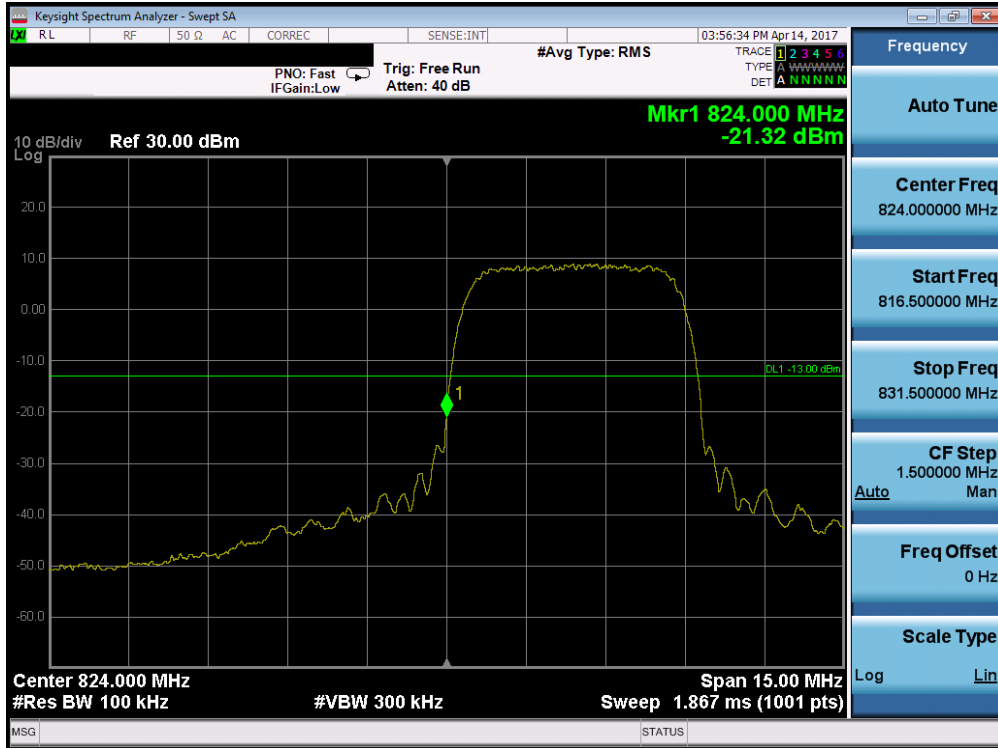


Plot 7-75. Band Edge Plot (PCS CDMA Mode – Ch. 1175)

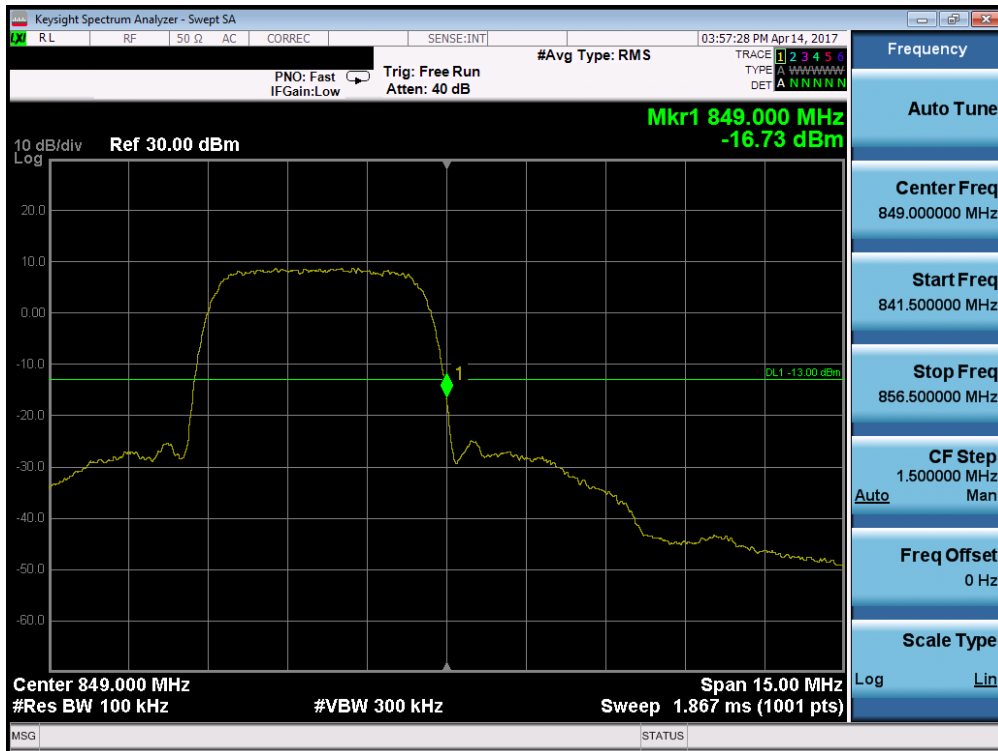


Plot 7-76. 4MHz Span Plot (PCS CDMA Mode – Ch. 1175)

FCC ID: ZNFM322	PCTEST ENGINEERING LABORATORY, INC.	FCC Pt. 22 & 24 GSM / GPRS / EDGE / CDMA / WCDMA MEASUREMENT REPORT (CERTIFICATION)		Approved by: Quality Manager
Test Report S/N: 1M1704100138-02.ZNF	Test Dates: 4/10-4/26/2017	EUT Type: Portable Handset		Page 53 of 89

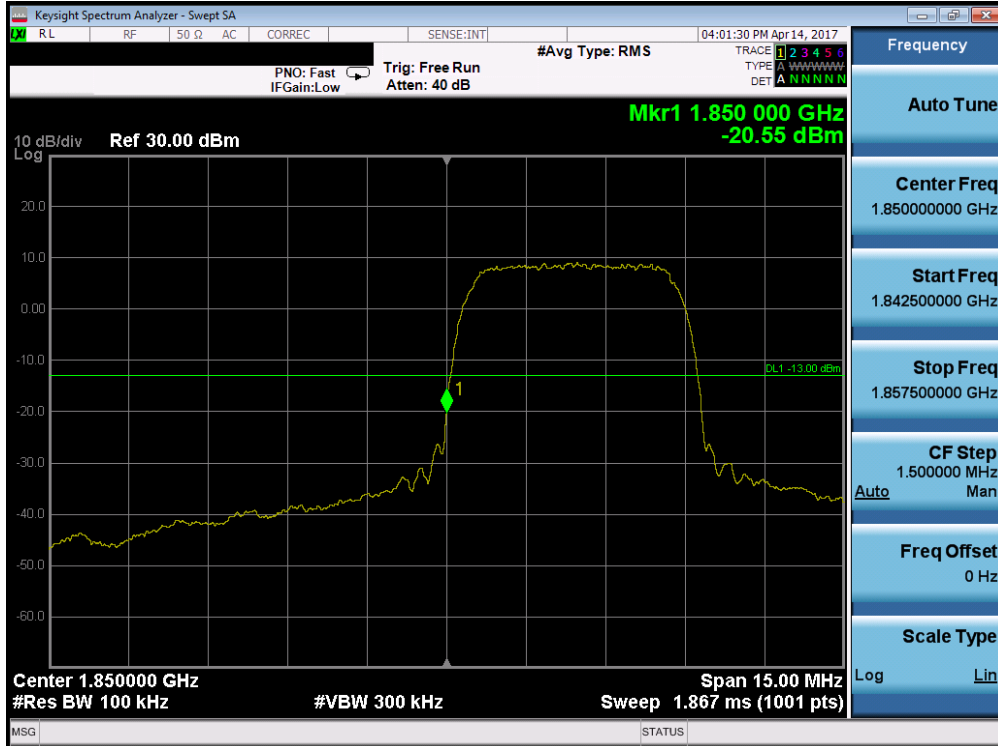


Plot 7-77. Band Edge Plot (Cellular WCDMA Mode – Ch. 4132)

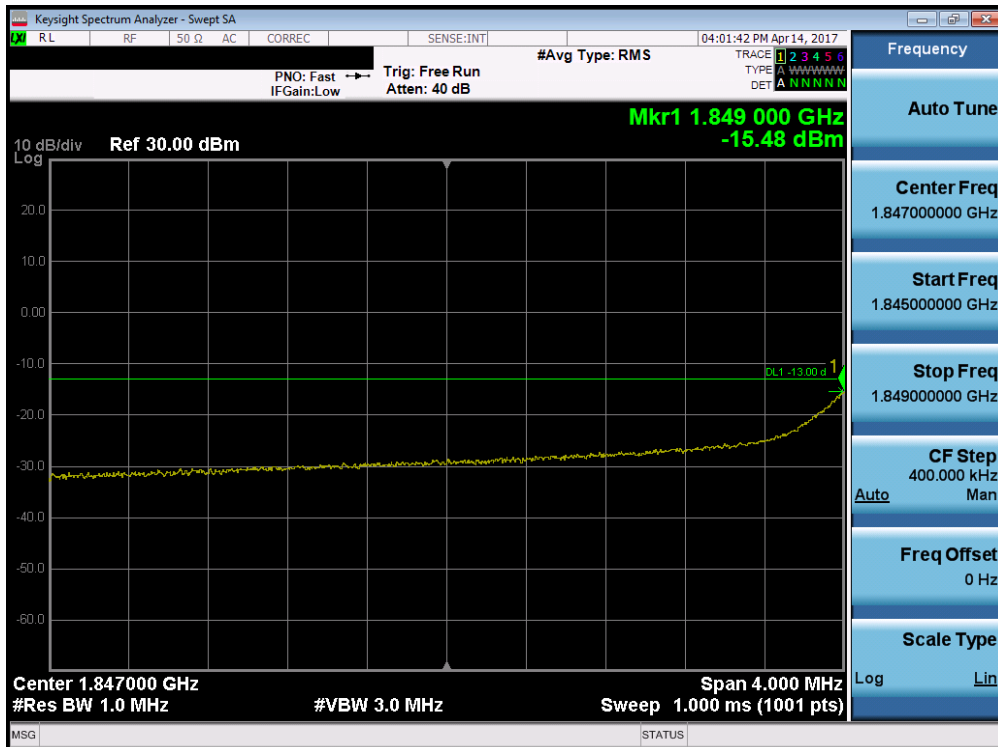


Plot 7-78. Band Edge Plot (Cellular WCDMA Mode – Ch. 4233)

FCC ID: ZNFM322	PCTEST ENGINEERING LABORATORY, INC.	FCC Pt. 22 & 24 GSM / GPRS / EDGE / CDMA / WCDMA MEASUREMENT REPORT (CERTIFICATION)		Approved by: Quality Manager
Test Report S/N: 1M1704100138-02.ZNF	Test Dates: 4/10-4/26/2017	EUT Type: Portable Handset		Page 54 of 89



Plot 7-79. Band Edge Plot (PCS WCDMA Mode – Ch. 9262)

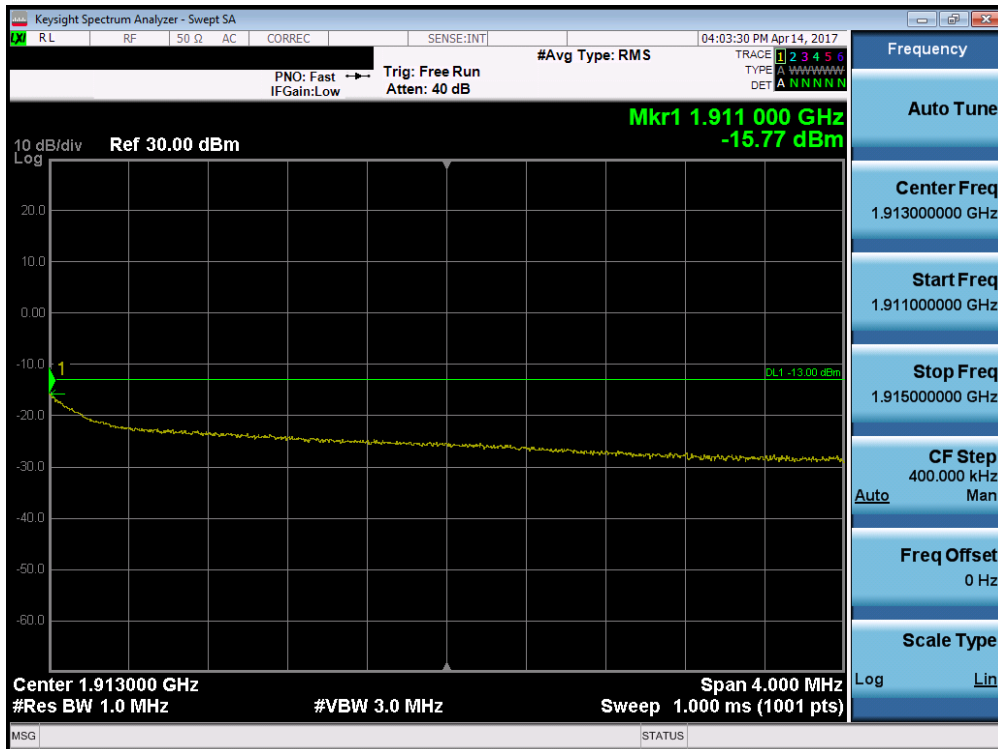


Plot 7-80. 4MHz Span Plot (PCS WCDMA Mode – Ch. 9262)

FCC ID: ZNFM322	PCTEST ENGINEERING LABORATORY, INC.	FCC Pt. 22 & 24 GSM / GPRS / EDGE / CDMA / WCDMA MEASUREMENT REPORT (CERTIFICATION)		Approved by: Quality Manager
Test Report S/N: 1M1704100138-02.ZNF	Test Dates: 4/10-4/26/2017	EUT Type: Portable Handset		Page 55 of 89



Plot 7-81. Band Edge Plot (PCS WCDMA Mode – Ch. 9538)



Plot 7-82. 4MHz Span Plot (PCS WCDMA Mode – Ch. 9538)

FCC ID: ZNFM322	PCTEST ENGINEERING LABORATORY, INC.	FCC Pt. 22 & 24 GSM / GPRS / EDGE / CDMA / WCDMA MEASUREMENT REPORT (CERTIFICATION)		Approved by: Quality Manager
Test Report S/N: 1M1704100138-02.ZNF	Test Dates: 4/10-4/26/2017	EUT Type: Portable Handset		Page 56 of 89

7.5 Peak-Average Ratio

§24.232(d)

Test Overview

A peak to average ratio measurement is performed at the conducted port of the EUT. The spectrum analyzers Complementary Cumulative Distribution Function (CCDF) measurement profile is used to determine the largest deviation between the average and the peak power of the EUT in a given bandwidth. The CCDF curve shows how much time the peak waveform spends at or above a given average power level. The percent of time the signal spends at or above the level defines the probability for that particular power level.

Test Procedure Used

KDB 971168 D01 v02r02 – Section 5.7.1

Test Settings

1. The signal analyzer's CCDF measurement profile is enabled
2. Frequency = carrier center frequency
3. Measurement BW > Emission bandwidth of signal
4. The signal analyzer was set to collect one million samples to generate the CCDF curve
5. The measurement interval was set depending on the type of signal analyzed. For continuous signals (>98% duty cycle), the measurement interval was set to 1ms. For burst transmissions, the spectrum analyzer is set to use an internal "RF Burst" trigger that is synced with an incoming pulse and the measurement interval is set to less than the duration of the "on time" of one burst to ensure that energy is only captured during a time in which the transmitter is operating at maximum power

Test Setup

The EUT and measurement equipment were set up as shown in the diagram below.

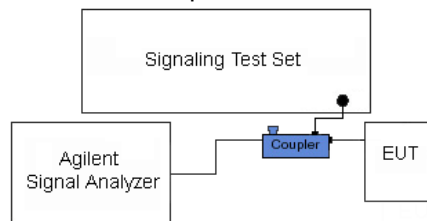


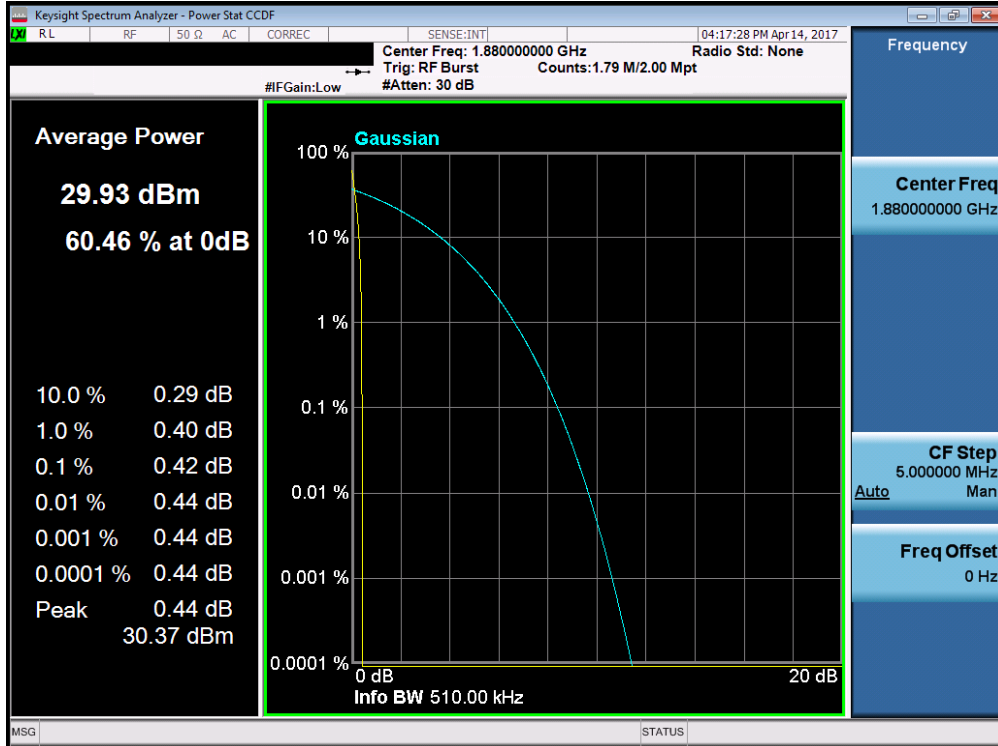


Figure 7-4. Test Instrument & Measurement Setup

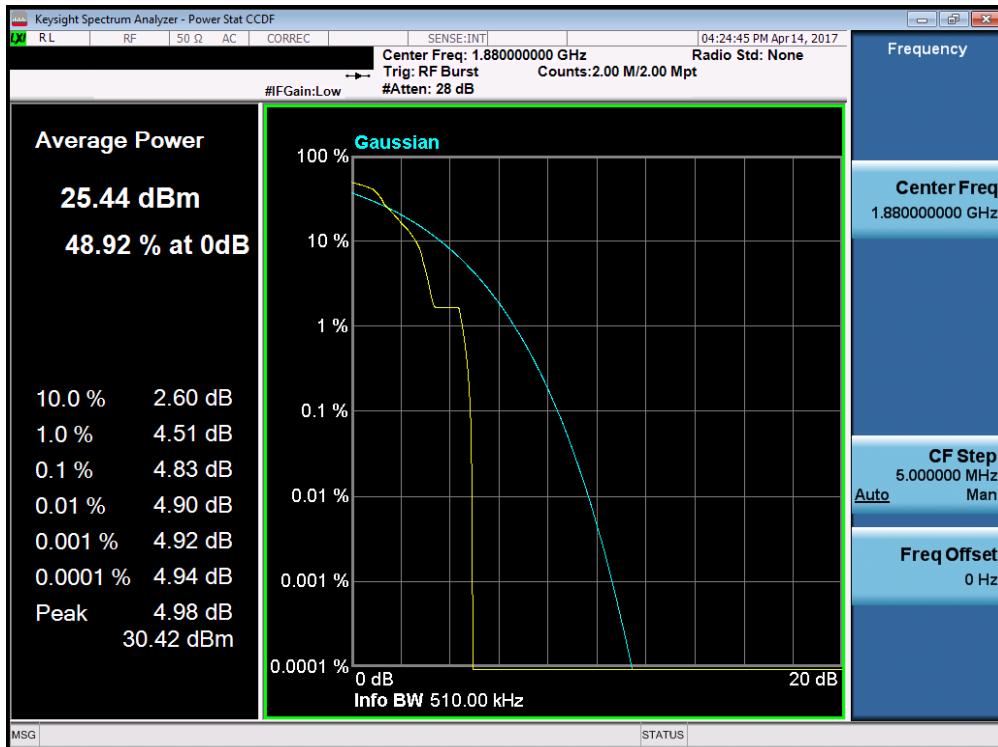
Test Notes

None

FCC ID: ZNFM322	 FCC Pt. 22 & 24 GSM / GPRS / EDGE / CDMA / WCDMA MEASUREMENT REPORT (CERTIFICATION)		Approved by: Quality Manager
Test Report S/N: 1M1704100138-02.ZNF	Test Dates: 4/10-4/26/2017	EUT Type: Portable Handset	Page 57 of 89

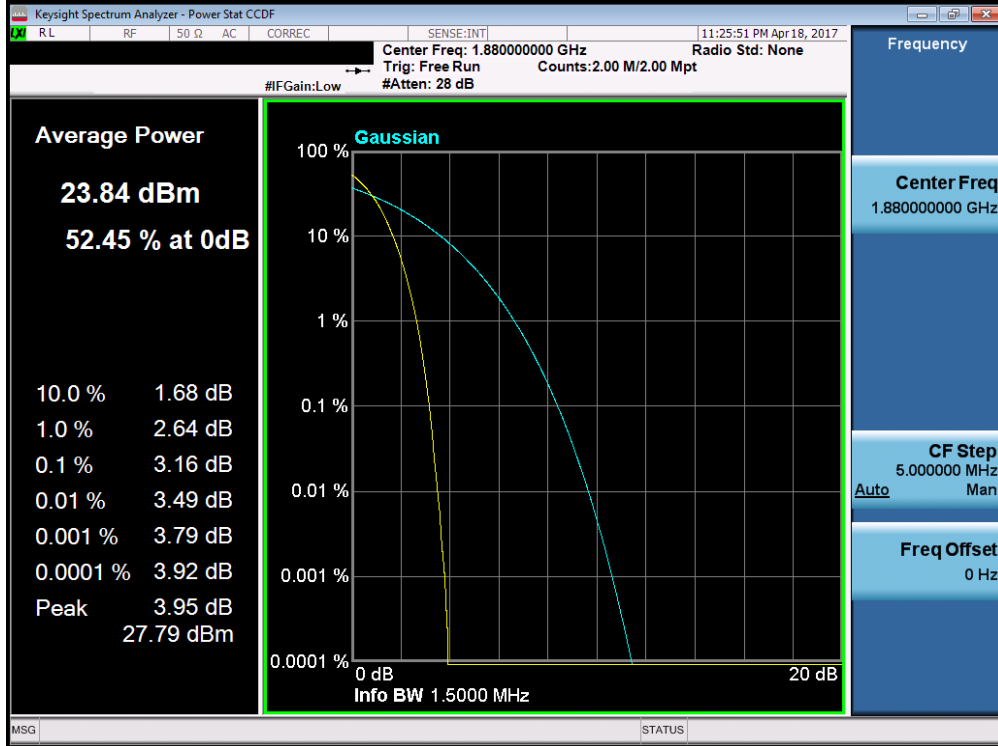


Plot 7-83. Peak-Average Ratio Plot (PCS GPRS Mode – Ch. 661)

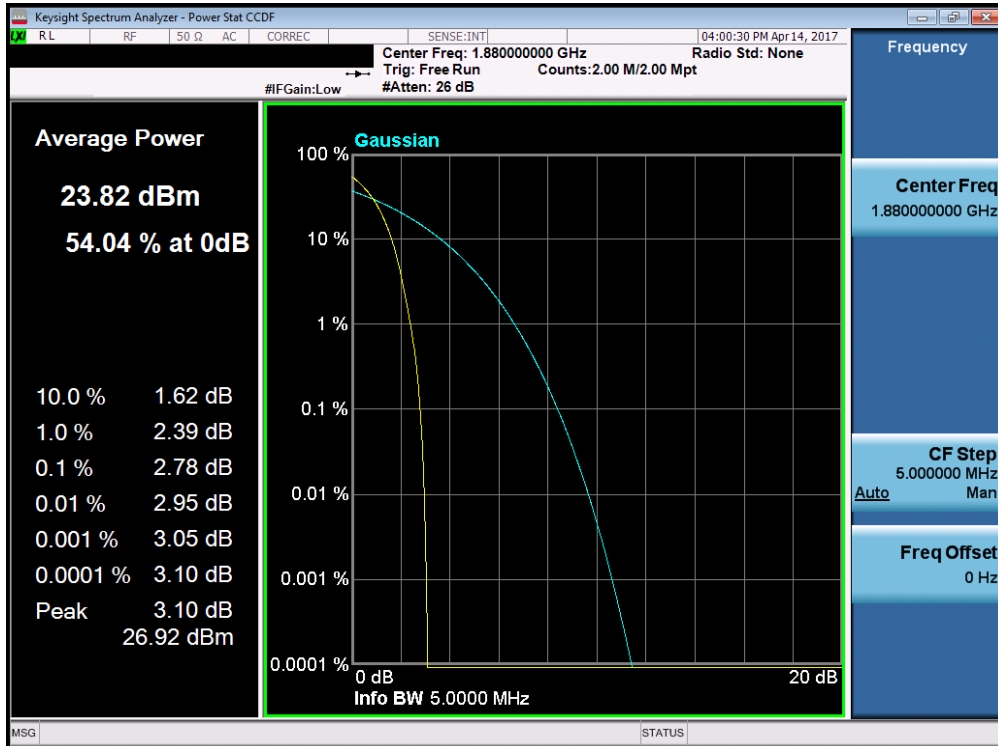


Plot 7-84. Peak-Average Ratio Plot (EDGE1900 Mode – Ch. 661)

FCC ID: ZNFM322	PCTEST ENGINEERING LABORATORY, INC.	FCC Pt. 22 & 24 GSM / GPRS / EDGE / CDMA / WCDMA MEASUREMENT REPORT (CERTIFICATION)		Approved by: Quality Manager
Test Report S/N: 1M1704100138-02.ZNF	Test Dates: 4/10-4/26/2017	EUT Type: Portable Handset		Page 58 of 89



Plot 7-85. Peak-Average Ratio Plot (PCS CDMA Mode – Ch. 600)



Plot 7-86. Peak-Average Ratio Plot (PCS WCDMA Mode – Ch. 9400)

FCC ID: ZNFM322	PCTEST ENGINEERING LABORATORY, INC.	FCC Pt. 22 & 24 GSM / GPRS / EDGE / CDMA / WCDMA MEASUREMENT REPORT (CERTIFICATION)		Approved by: Quality Manager
Test Report S/N: 1M1704100138-02.ZNF	Test Dates: 4/10-4/26/2017	EUT Type: Portable Handset		Page 59 of 89

7.6 Radiated Power (ERP/EIRP)

§22.913(a)(2) 24.232(c)

Test Overview

Effective Radiated Power (ERP) and Equivalent Isotropic Radiated Power (EIRP) measurements are performed using the substitution method described in ANSI/TIA-603-D-2010 with the EUT transmitting into an integral antenna. Measurements on signals operating below 1GHz are performed using vertically and horizontally polarized tuned dipole antennas. Measurements on signals operating above 1GHz are performed using vertically and horizontally polarized broadband horn antennas. All measurements are performed as RMS average measurements while the EUT is operating at maximum power, and at the appropriate frequencies.



Test Procedures Used

KDB 971168 D01 v02r02 – Section 5.2.1

ANSI/TIA-603-D-2010 – Section 2.2.17

Test Settings

1. Radiated power measurements are performed using the signal analyzer's "channel power" measurement capability for signals with continuous operation. For signals with burst transmission, the signal analyzer's "time domain power" measurement capability is used
2. RBW = 1 – 5% of the expected OBW, not to exceed 1MHz
3. VBW \geq 3 x RBW
4. Span = 1.5 times the OBW
5. No. of sweep points \geq 2 x span / RBW
6. Detector = RMS
7. Trigger is set to "free run" for signals with continuous operation with the sweep times set to "auto". Trigger is set to enable triggering only on full power bursts with the sweep time set less than or equal to the transmission burst duration
8. The integration bandwidth was roughly set equal to the measured OBW of the signal for signals with continuous operation. For signals with burst transmission, the "gating" function was enabled to ensure that measurements are performed during times in which the transmitter is operating at its maximum power
9. Trace mode = trace averaging (RMS) over 100 sweeps
10. The trace was allowed to stabilize

FCC ID: ZNFM322	 FCC Pt. 22 & 24 GSM / GPRS / EDGE / CDMA / WCDMA MEASUREMENT REPORT (CERTIFICATION)		Approved by: Quality Manager
Test Report S/N: 1M1704100138-02.ZNF	Test Dates: 4/10-4/26/2017	EUT Type: Portable Handset	Page 60 of 89

Test Setup

The EUT and measurement equipment were set up as shown in the diagram below.

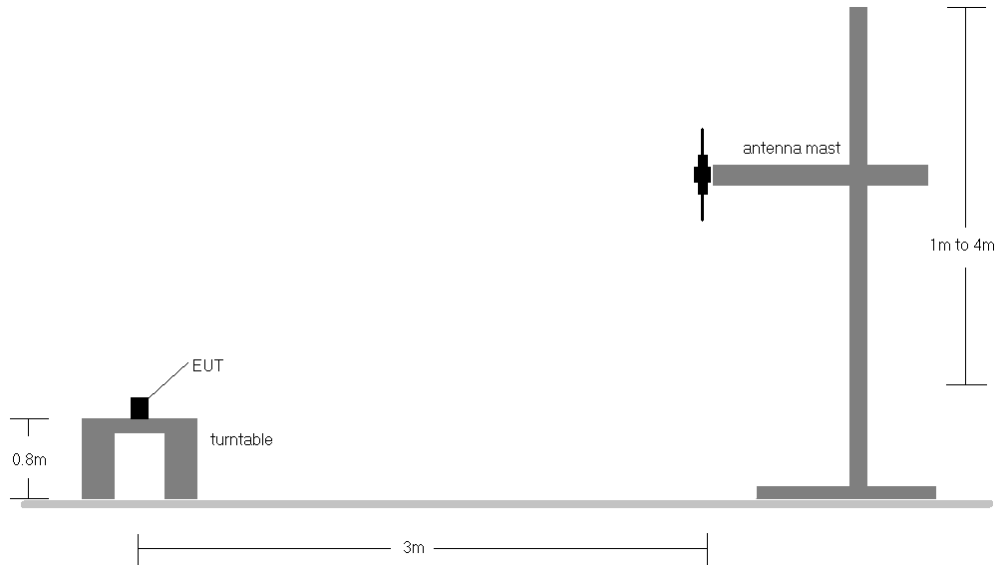


Figure 7-5. Radiated Test Setup <1GHz

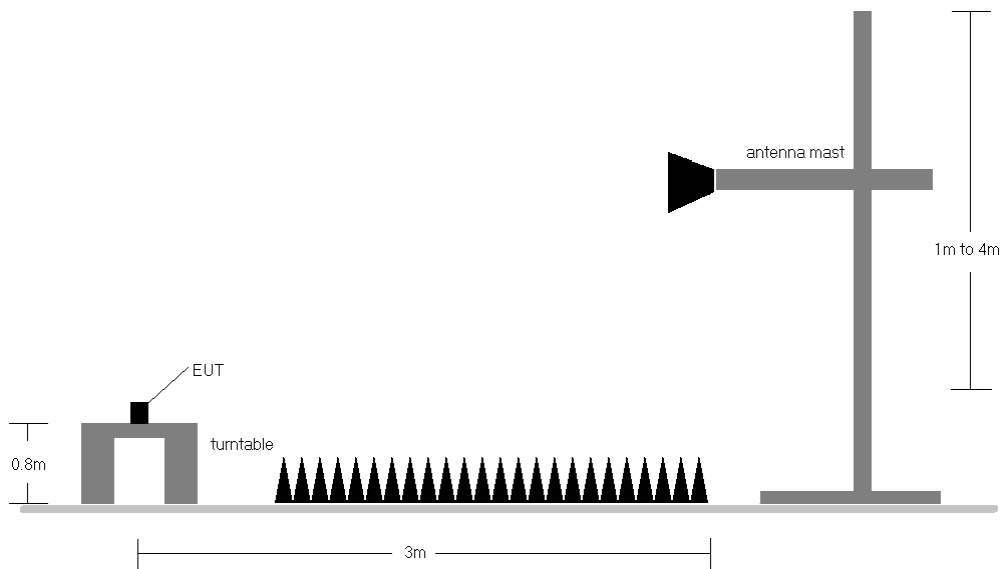






Figure 7-6. Radiated Test Setup >1GHz

FCC ID: ZNFM322	 PCTEST ENGINEERING LABORATORY, INC.	FCC Pt. 22 & 24 GSM / GPRS / EDGE / CDMA / WCDMA MEASUREMENT REPORT (CERTIFICATION)		Approved by: Quality Manager
Test Report S/N: 1M1704100138-02.ZNF	Test Dates: 4/10-4/26/2017	EUT Type: Portable Handset		Page 61 of 89

Test Notes

- 1) This device employs GSM, GPRS, and EDGE capabilities. The EUT was tested under all configurations and the highest power is reported in GPRS mode while transmitting with one slot active.
- 2) This device employs UMTS technology with WCDMA (AMR/RMC) and HSDPA capabilities. The EUT was tested under all configurations and the highest power is reported in WCDMA mode with HSDPA Inactive at 12.2 kbps RMC and TPC bits all set to "1."
- 3) This device employs CDMA/EvDO capabilities. This device was tested under all RC and SO combinations and the worst case is reported with RC3/SO55 with "All Up" power control bits.
- 4) This unit was tested with its standard battery.
- 5) The EUT was tested in three orthogonal planes and in all possible test configurations and positioning. The worst case setup is reported in the tables below.

FCC ID: ZNFM322	 FCC Pt. 22 & 24 GSM / GPRS / EDGE / CDMA / WCDMA MEASUREMENT REPORT (CERTIFICATION)			Approved by: Quality Manager
Test Report S/N: 1M1704100138-02.ZNF	Test Dates: 4/10-4/26/2017	EUT Type: Portable Handset	Page 62 of 89	

Frequency [MHz]	Mode	Ant. Pol. [H/V]	Antenna Height [cm]	Turntable Azimuth [degree]	Substitute Level [dBm]	Ant. Gain [dBd]	ERP [dBm]	ERP [Watts]	ERP Limit [dBm]	Margin [dB]
824.20	GPRS850	V	150	0	31.34	-0.65	30.68	1.170	38.45	-7.77
836.60	GPRS850	V	150	0	32.02	-0.65	31.37	1.370	38.45	-7.08
848.80	GPRS850	V	150	0	32.05	-0.65	31.40	1.380	38.45	-7.05
848.80	GPRS850	H	150	0	31.50	-0.65	30.85	1.215	38.45	-7.61
848.80	EDGE850	V	150	0	25.24	-0.65	24.59	0.288	38.45	-13.86

Table 7-2. ERP (Cellular GSM/GPRS)

Frequency [MHz]	Mode	Ant. Pol. [H/V]	Antenna Height [cm]	Turntable Azimuth [degree]	Substitute Level [dBm]	Ant. Gain [dBd]	ERP [dBm]	ERP [Watts]	ERP Limit [dBm]	Margin [dB]
824.70	CDMA850	H	150	0	21.39	-0.65	20.74	0.119	38.45	-17.71
836.52	CDMA850	H	150	0	21.87	-0.65	21.22	0.132	38.45	-17.23
848.31	CDMA850	H	150	0	21.96	-0.65	21.31	0.135	38.45	-17.14
848.31	CDMA850	V	150	250	21.93	-0.65	21.28	0.134	38.45	-17.17



Table 7-3. ERP (Cellular CDMA)

Frequency [MHz]	Mode	Ant. Pol. [H/V]	Antenna Height [cm]	Turntable Azimuth [degree]	Substitute Level [dBm]	Ant. Gain [dBd]	ERP [dBm]	ERP [Watts]	ERP Limit [dBm]	Margin [dB]
826.40	WCDMA850	H	150	0	21.06	-0.65	20.41	0.110	38.45	-18.04
836.60	WCDMA850	H	150	0	21.52	-0.65	20.87	0.122	38.45	-17.58
846.60	WCDMA850	H	150	0	21.51	-0.65	20.86	0.122	38.45	-17.59
836.60	WCDMA850	V	150	243	21.06	-0.65	20.41	0.110	38.45	-18.04

Table 7-4. ERP (Cellular WCDMA)

Frequency [MHz]	Mode	Ant. Pol. [H/V]	Antenna Height [cm]	Turntable Azimuth [degree]	Substitute Level [dBm]	Ant. Gain [dBi]	EIRP [dBm]	EIRP [Watts]	EIRP Limit [dBm]	Margin [dB]
1850.20	GPRS1900	H	150	326	23.91	4.82	28.73	0.747	33.01	-4.28
1880.00	GPRS1900	H	150	325	25.23	4.74	29.97	0.992	33.01	-3.05
1909.80	GPRS1900	H	150	329	26.28	4.68	30.96	1.247	33.01	-2.05
1909.80	GPRS1900	V	150	231	24.47	4.86	29.33	0.856	33.01	-3.68
1909.80	EDGE1900	H	150	329	21.23	4.74	25.97	0.395	33.01	-7.04

Table 7-5. EIRP (PCS GSM/GPRS)



FCC ID: ZNFM322	 FCC Pt. 22 & 24 GSM / GPRS / EDGE / CDMA / WCDMA MEASUREMENT REPORT (CERTIFICATION)		Approved by: Quality Manager
Test Report S/N: 1M1704100138-02.ZNF	Test Dates: 4/10-4/26/2017	EUT Type: Portable Handset	Page 63 of 89

Frequency [MHz]	Mode	Ant. Pol. [H/V]	Antenna Height [cm]	Turntable Azimuth [degree]	Substitute Level [dBm]	Ant. Gain [dBi]	EIRP [dBm]	EIRP [Watts]	EIRP Limit [dBm]	Margin [dB]
1851.25	CDMA1900	V	150	283	16.79	4.79	21.58	0.144	33.01	-11.43
1880.00	CDMA1900	V	150	266	18.59	4.84	23.44	0.221	33.01	-9.57
1908.75	CDMA1900	V	150	262	18.97	4.86	23.83	0.242	33.01	-9.18
1908.75	CDMA1900	H	150	0	18.00	4.86	22.86	0.193	33.01	-10.15

Table 7-6. EIRP (PCS CDMA)

Frequency [MHz]	Mode	Ant. Pol. [H/V]	Antenna Height [cm]	Turntable Azimuth [degree]	Substitute Level [dBm]	Ant. Gain [dBi]	EIRP [dBm]	EIRP [Watts]	EIRP Limit [dBm]	Margin [dB]
1852.40	WCDMA1900	H	150	88	17.02	4.81	21.83	0.153	33.01	-11.18
1880.00	WCDMA1900	H	150	99	17.99	4.74	22.73	0.188	33.01	-10.28
1907.60	WCDMA1900	H	150	89	18.34	4.68	23.02	0.201	33.01	-9.99
1907.60	WCDMA1900	V	150	278	15.12	4.87	19.99	0.100	33.01	-13.02

Table 7-7. EIRP (PCS WCDMA)

FCC ID: ZNFM322	 FCC Pt. 22 & 24 GSM / GPRS / EDGE / CDMA / WCDMA MEASUREMENT REPORT (CERTIFICATION)		Approved by: Quality Manager
Test Report S/N: 1M1704100138-02.ZNF	Test Dates: 4/10-4/26/2017	EUT Type: Portable Handset	Page 64 of 89

7.7 Radiated Spurious Emissions Measurements

§2.1053 §22.917(a) 24.238(a)

Test Overview

Radiated spurious emissions measurements are performed using the substitution method described in ANSI/TIA-603-D-2010 with the EUT transmitting into an integral antenna. Measurements on signals operating below 1GHz are performed using horizontally and vertically polarized tuned dipole antennas. Measurements on signals operating above 1GHz are performed using vertically and horizontally polarized broadband horn antennas. All measurements are performed as peak measurements while the EUT is operating at maximum power, and at the appropriate frequencies.



Test Procedures Used

KDB 971168 D01 v02r02 – Section 5.8

ANSI/TIA-603-D-2010 – Section 2.2.12

Test Settings

1. RBW = 100kHz for emissions below 1GHz and 1MHz for emissions above 1GHz
2. VBW $\geq 3 \times$ RBW
3. Span = 1.5 times the OBW
4. No. of sweep points $\geq 2 \times$ span / RBW
5. Detector = RMS
6. Trace mode = Average (Max Hold for pulsed emissions)
7. The trace was allowed to stabilize

FCC ID: ZNFM322	 FCC Pt. 22 & 24 GSM / GPRS / EDGE / CDMA / WCDMA MEASUREMENT REPORT (CERTIFICATION)		Approved by: Quality Manager
Test Report S/N: 1M1704100138-02.ZNF	Test Dates: 4/10-4/26/2017	EUT Type: Portable Handset	Page 65 of 89

Test Setup

The EUT and measurement equipment were set up as shown in the diagram below.

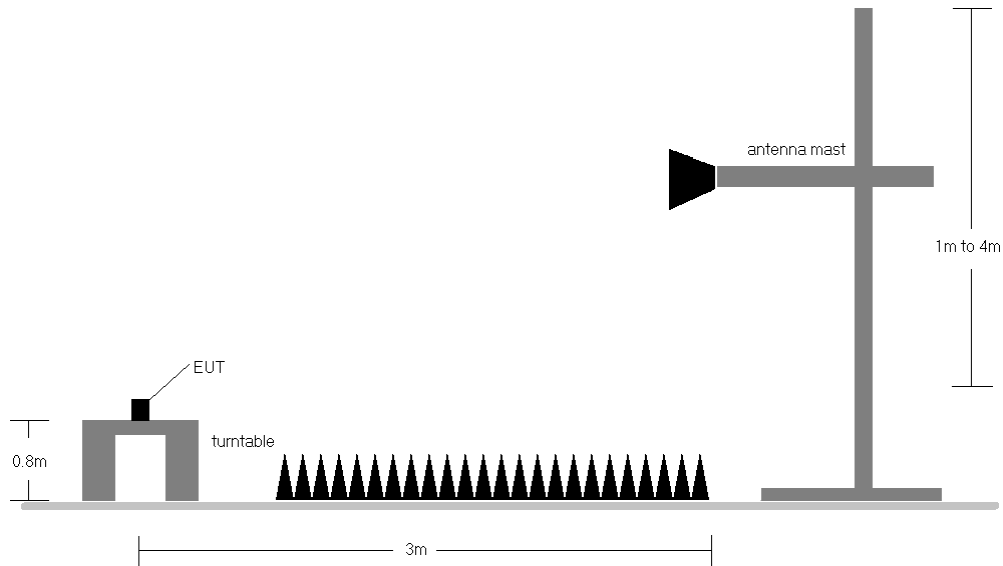


Figure 7-7. Test Instrument & Measurement Setup

Test Notes

- 1) This device employs GSM, GPRS, and EDGE capabilities. The EUT was tested under all configurations and the highest power is reported in GPRS mode while transmitting with one slot active.
- 2) This device employs UMTS technology with WCDMA (AMR/RMC) and HSDPA capabilities. The EUT was tested under all configurations and the highest power is reported in WCDMA mode with HSDPA Inactive at 12.2 kbps RMC and TPC bits all set to "1."
- 3) This device employs CDMA/EvDO capabilities. This device was tested under all RC and SO combinations and the worst case is reported with RC3/SO55 with "All Up" power control bits.
- 4) This unit was tested with its standard battery.
- 5) The EUT was tested in three orthogonal planes and in all possible test configurations and positioning. The worst case setup is reported in the tables below.
- 6) The spectrum is measured from 9kHz to the 10th harmonic of the fundamental frequency of the transmitter. The worst-case emissions are reported.
- 7) Emissions below 18GHz were measured at a 3 meter test distance while emissions above 18GHz were measured at a 1 meter test distance with the application of a distance correction factor.
- 8) The "-" shown in the following RSE tables are used to denote a noise floor measurement.

FCC ID: ZNFM322	PCTEST ENGINEERING LABORATORY, INC.	FCC Pt. 22 & 24 GSM / GPRS / EDGE / CDMA / WCDMA MEASUREMENT REPORT (CERTIFICATION)		Approved by: Quality Manager
Test Report S/N: 1M1704100138-02.ZNF	Test Dates: 4/10-4/26/2017	EUT Type: Portable Handset		Page 66 of 89

OPERATING FREQUENCY: 824.20 MHz
 CHANNEL: 128
 MEASURED OUTPUT POWER: 30.68 dBm = 1.170 W
 MODULATION SIGNAL: GPRS (GMSK)
 DISTANCE: 3 meters
 LIMIT: $43 + 10 \log_{10} (W) =$ 43.68 dBc



Frequency [MHz]	Ant. Pol. [H/V]	Antenna Height [cm]	Turntable Azimuth [degree]	Level at Antenna Terminals [dBm]	Substitute Antenna Gain [dBd]	Spurious Emission Level [dBm]	[dBc]
1648.40	H	115	195	-67.97	6.69	-61.27	92.0
2472.60	H	112	319	-63.12	7.51	-55.61	86.3
3296.80	H	-	-	-67.78	7.36	-60.42	91.1
4121.00	H	-	-	-67.68	8.07	-59.61	90.3

Table 7-8. Radiated Spurious Data (Cellular GPRS Mode – Ch. 128)

OPERATING FREQUENCY: 836.60 MHz
 CHANNEL: 190
 MEASURED OUTPUT POWER: 31.37 dBm = 1.370 W
 MODULATION SIGNAL: GPRS (GMSK)
 DISTANCE: 3 meters
 LIMIT: $43 + 10 \log_{10} (W) =$ 44.37 dBc

Frequency [MHz]	Ant. Pol. [H/V]	Antenna Height [cm]	Turntable Azimuth [degree]	Level at Antenna Terminals [dBm]	Substitute Antenna Gain [dBd]	Spurious Emission Level [dBm]	[dBc]
1673.20	H	112	312	-67.23	6.70	-60.54	91.9
2509.80	H	126	356	-59.92	7.63	-52.29	83.7
3346.40	H	-	-	-64.84	7.52	-57.33	88.7
4183.00	H	130	276	-60.16	8.23	-51.93	83.3
5019.60	H	-	-	-65.35	8.75	-56.60	88.0

Table 7-9. Radiated Spurious Data (Cellular GPRS Mode – Ch. 190)

FCC ID: ZNFM322	 FCC Pt. 22 & 24 GSM / GPRS / EDGE / CDMA / WCDMA MEASUREMENT REPORT (CERTIFICATION)		Approved by: Quality Manager
Test Report S/N: 1M1704100138-02.ZNF	Test Dates: 4/10-4/26/2017	EUT Type: Portable Handset	Page 67 of 89

OPERATING FREQUENCY: 848.80 MHz
 CHANNEL: 251
 MEASURED OUTPUT POWER: 31.40 dBm = 1.380 W
 MODULATION SIGNAL: GPRS (GMSK)
 DISTANCE: 3 meters
 LIMIT: $43 + 10 \log_{10} (W) =$ 44.40 dBc



Frequency [MHz]	Ant. Pol. [H/V]	Antenna Height [cm]	Turntable Azimuth [degree]	Level at Antenna Terminals [dBm]	Substitute Antenna Gain [dBd]	Spurious Emission Level [dBm]	[dBc]
1697.60	H	201	293	-56.08	6.70	-49.39	80.8
2546.40	H	129	23	-56.79	7.60	-49.19	80.6
3395.20	H	-	-	-64.32	7.68	-56.65	88.0
4244.00	H	130	292	-59.81	8.41	-51.40	82.8
5092.80	H	-	-	-65.44	8.62	-56.81	88.2

Table 7-10. Radiated Spurious Data (Cellular GPRS Mode – Ch. 251)

OPERATING FREQUENCY: 824.70 MHz
 CHANNEL: 1013
 MEASURED OUTPUT POWER: 20.74 dBm = 0.119 W
 MODULATION SIGNAL: CDMA
 DISTANCE: 3 meters
 LIMIT: $43 + 10 \log_{10} (W) =$ 33.74 dBc

Frequency [MHz]	Ant. Pol. [H/V]	Antenna Height [cm]	Turntable Azimuth [degree]	Level at Antenna Terminals [dBm]	Substitute Antenna Gain [dBd]	Spurious Emission Level [dBm]	[dBc]
1649.40	H	110	192	-72.44	6.30	-66.14	86.9
2474.10	H	-	-	-71.51	6.85	-64.66	85.4
3298.80	H	-	-	-68.47	7.12	-61.35	82.1

Table 7-11. Radiated Spurious Data (Cellular CDMA Mode – Ch. 1013)

FCC ID: ZNFM322	 FCC Pt. 22 & 24 GSM / GPRS / EDGE / CDMA / WCDMA MEASUREMENT REPORT (CERTIFICATION)		Approved by: Quality Manager
Test Report S/N: 1M1704100138-02.ZNF	Test Dates: 4/10-4/26/2017	EUT Type: Portable Handset	Page 68 of 89

OPERATING FREQUENCY: 836.52 MHz
 CHANNEL: 384
 MEASURED OUTPUT POWER: 21.22 dBm = 0.132 W
 MODULATION SIGNAL: CDMA
 DISTANCE: 3 meters
 LIMIT: $43 + 10 \log_{10} (W) =$ 34.22 dBc

Frequency [MHz]	Ant. Pol. [H/V]	Antenna Height [cm]	Turntable Azimuth [degree]	Level at Antenna Terminals [dBm]	Substitute Antenna Gain [dBd]	Spurious Emission Level [dBm]	[dBc]
1673.04	H	110	207	-70.99	6.21	-64.78	86.0
2509.56	H	-	-	-71.34	6.86	-64.48	85.7
3346.08	H	-	-	-68.67	7.26	-61.40	82.6

Table 7-12. Radiated Spurious Data (Cellular CDMA Mode – Ch. 384)

OPERATING FREQUENCY: 848.31 MHz
 CHANNEL: 777
 MEASURED OUTPUT POWER: 21.31 dBm = 0.135 W
 MODULATION SIGNAL: CDMA
 DISTANCE: 3 meters
 LIMIT: $43 + 10 \log_{10} (W) =$ 34.31 dBc

Frequency [MHz]	Ant. Pol. [H/V]	Antenna Height [cm]	Turntable Azimuth [degree]	Level at Antenna Terminals [dBm]	Substitute Antenna Gain [dBd]	Spurious Emission Level [dBm]	[dBc]
1696.62	H	181	294	-68.04	6.12	-61.91	83.2
2544.93	H	-	-	-71.29	6.96	-64.32	85.6
3393.24	H	-	-	-69.04	7.40	-61.64	82.9

Table 7-13. Radiated Spurious Data (Cellular CDMA Mode – Ch. 777)

OPERATING FREQUENCY: 826.40 MHz
 CHANNEL: 4132
 MEASURED OUTPUT POWER: 20.41 dBm = 0.110 W
 MODULATION SIGNAL: WCDMA
 DISTANCE: 3 meters
 LIMIT: $43 + 10 \log_{10}(W) =$ 33.41 dBc



Frequency [MHz]	Ant. Pol. [H/V]	Antenna Height [cm]	Turntable Azimuth [degree]	Level at Antenna Terminals [dBm]	Substitute Antenna Gain [dBd]	Spurious Emission Level [dBm]	[dBc]
1652.80	H	-	-	-76.30	6.70	-69.61	90.0
2479.20	H	-	-	-73.60	7.54	-66.06	86.5

Table 7-14. Radiated Spurious Data (Cellular WCDMA Mode – Ch. 4132)

OPERATING FREQUENCY: 836.60 MHz
 CHANNEL: 4183
 MEASURED OUTPUT POWER: 20.87 dBm = 0.122 W
 MODULATION SIGNAL: WCDMA
 DISTANCE: 3 meters
 LIMIT: $43 + 10 \log_{10}(W) =$ 33.87 dBc

Frequency [MHz]	Ant. Pol. [H/V]	Antenna Height [cm]	Turntable Azimuth [degree]	Level at Antenna Terminals [dBm]	Substitute Antenna Gain [dBd]	Spurious Emission Level [dBm]	[dBc]
1673.20	H	110	168	-75.14	6.70	-68.45	89.3
2509.80	H	-	-	-73.46	7.63	-65.83	86.7

Table 7-15. Radiated Spurious Data (Cellular WCDMA Mode – Ch. 4183)

FCC ID: ZNFM322	 FCC Pt. 22 & 24 GSM / GPRS / EDGE / CDMA / WCDMA MEASUREMENT REPORT (CERTIFICATION)		Approved by: Quality Manager
Test Report S/N: 1M1704100138-02.ZNF	Test Dates: 4/10-4/26/2017	EUT Type: Portable Handset	Page 70 of 89

OPERATING FREQUENCY: 846.60 MHz
 CHANNEL: 4233
 MEASURED OUTPUT POWER: 20.86 dBm = 0.122 W
 MODULATION SIGNAL: WCDMA
 DISTANCE: 3 meters
 LIMIT: $43 + 10 \log_{10} (W) =$ 33.86 dBc



Frequency [MHz]	Ant. Pol. [H/V]	Antenna Height [cm]	Turntable Azimuth [degree]	Level at Antenna Terminals [dBm]	Substitute Antenna Gain [dBd]	Spurious Emission Level [dBm]	[dBc]
1693.20	H	124	173	-74.13	6.70	-67.43	88.3
2539.80	H	-	-	-73.45	7.60	-65.85	86.7

Table 7-16. Radiated Spurious Data (Cellular WCDMA Mode – Ch. 4233)

OPERATING FREQUENCY: 1850.20 MHz
 CHANNEL: 512
 MEASURED OUTPUT POWER: 28.73 dBm = 0.747 W
 MODULATION SIGNAL: GPRS (GMSK)
 DISTANCE: 3 meters
 LIMIT: $43 + 10 \log_{10} (W) =$ 41.73 dBc

Frequency [MHz]	Ant. Pol. [H/V]	Antenna Height [cm]	Turntable Azimuth [degree]	Level at Antenna Terminals [dBm]	Substitute Antenna Gain [dBi]	Spurious Emission Level [dBm]	[dBc]
3700.40	H	115	327	-58.69	9.53	-49.16	77.9
5550.60	H	117	176	-61.38	11.01	-50.38	79.1
7400.80	H	-	-	-57.33	10.94	-46.39	75.1
9251.00	H	120	274	-51.06	11.52	-39.54	68.3
11101.20	H	127	289	-52.58	12.81	-39.77	68.5
12951.40	H	-	-	-55.85	13.37	-42.47	71.2

Table 7-17. Radiated Spurious Data (PCS GPRS Mode – Ch. 512)

FCC ID: ZNFM322	 FCC Pt. 22 & 24 GSM / GPRS / EDGE / CDMA / WCDMA MEASUREMENT REPORT (CERTIFICATION)		Approved by: Quality Manager
Test Report S/N: 1M1704100138-02.ZNF	Test Dates: 4/10-4/26/2017	EUT Type: Portable Handset	Page 71 of 89

OPERATING FREQUENCY: 1880.00 MHz
 CHANNEL: 661
 MEASURED OUTPUT POWER: 29.97 dBm = 0.992 W
 MODULATION SIGNAL: GPRS (GMSK)
 DISTANCE: 3 meters
 LIMIT: $43 + 10 \log_{10} (W) =$ 42.97 dBc



Frequency [MHz]	Ant. Pol. [H/V]	Antenna Height [cm]	Turntable Azimuth [degree]	Level at Antenna Terminals [dBm]	Substitute Antenna Gain [dBi]	Spurious Emission Level [dBm]	[dBc]
3760.00	H	110	170	-57.83	9.39	-48.45	78.4
5640.00	H	110	178	-63.29	11.22	-52.07	82.0
7520.00	H	135	334	-56.17	11.10	-45.06	75.0
9400.00	H	-	-	-56.07	11.54	-44.53	74.5
11280.00	H	151	303	-53.34	12.76	-40.58	70.5
13160.00	H	-	-	-53.61	13.05	-40.56	70.5

Table 7-18. Radiated Spurious Data (PCS GPRS Mode – Ch. 661)

OPERATING FREQUENCY: 1909.80 MHz
 CHANNEL: 810
 MEASURED OUTPUT POWER: 30.96 dBm = 1.247 W
 MODULATION SIGNAL: GPRS (GMSK)
 DISTANCE: 3 meters
 LIMIT: $43 + 10 \log_{10} (W) =$ 43.96 dBc

Frequency [MHz]	Ant. Pol. [H/V]	Antenna Height [cm]	Turntable Azimuth [degree]	Level at Antenna Terminals [dBm]	Substitute Antenna Gain [dBi]	Spurious Emission Level [dBm]	[dBc]
3819.60	H	127	340	-59.84	9.32	-50.51	81.5
5729.40	H	-	-	-65.24	11.37	-53.87	84.8
7639.20	H	147	159	-56.18	11.33	-44.85	75.8
9549.00	H	149	324	-54.24	11.78	-42.46	73.4
11458.80	H	147	304	-53.86	12.69	-41.17	72.1
13368.60	H	-	-	-52.55	12.64	-39.91	70.9

Table 7-19. Radiated Spurious Data (PCS GPRS Mode – Ch. 810)

FCC ID: ZNFM322	 PCTEST ENGINEERING LABORATORY, INC.	FCC Pt. 22 & 24 GSM / GPRS / EDGE / CDMA / WCDMA MEASUREMENT REPORT (CERTIFICATION)		Approved by: Quality Manager
Test Report S/N: 1M1704100138-02.ZNF	Test Dates: 4/10-4/26/2017	EUT Type: Portable Handset	Page 72 of 89	

OPERATING FREQUENCY: 1851.25 MHz
 CHANNEL: 25
 MEASURED OUTPUT POWER: 21.58 dBm = 0.144 W
 MODULATION SIGNAL: CDMA
 DISTANCE: 3 meters
 LIMIT: $43 + 10 \log_{10}(W) =$ 34.58 dBc



Frequency [MHz]	Ant. Pol. [H/V]	Antenna Height [cm]	Turntable Azimuth [degree]	Level at Antenna Terminals [dBm]	Substitute Antenna Gain [dBi]	Spurious Emission Level [dBm]	[dBc]
3702.50	H	-	-	-69.25	10.02	-59.22	80.8
5553.75	H	-	-	-67.62	11.19	-56.44	78.0
7405.00	H	-	-	-60.80	10.87	-49.93	71.5

Table 7-20. Radiated Spurious Data (PCS CDMA Mode – Ch. 25)

OPERATING FREQUENCY: 1880.00 MHz
 CHANNEL: 600
 MEASURED OUTPUT POWER: 23.44 dBm = 0.221 W
 MODULATION SIGNAL: CDMA
 DISTANCE: 3 meters
 LIMIT: $43 + 10 \log_{10}(W) =$ 36.44 dBc

Frequency [MHz]	Ant. Pol. [H/V]	Antenna Height [cm]	Turntable Azimuth [degree]	Level at Antenna Terminals [dBm]	Substitute Antenna Gain [dBi]	Spurious Emission Level [dBm]	[dBc]
3760.00	H	-	-	-69.00	9.79	-59.21	82.6
5640.00	H	146	21	-63.64	11.35	-52.29	75.7
7520.00	H	-	-	-61.65	11.22	-50.43	73.9

Table 7-21. Radiated Spurious Data (PCS CDMA Mode – Ch. 600)

FCC ID: ZNFM322	 FCC Pt. 22 & 24 GSM / GPRS / EDGE / CDMA / WCDMA MEASUREMENT REPORT (CERTIFICATION)		Approved by: Quality Manager
Test Report S/N: 1M1704100138-02.ZNF	Test Dates: 4/10-4/26/2017	EUT Type: Portable Handset	Page 73 of 89

OPERATING FREQUENCY: 1908.75 MHz
 CHANNEL: 1175
 MEASURED OUTPUT POWER: 23.83 dBm = 0.242 W
 MODULATION SIGNAL: CDMA
 DISTANCE: 3 meters
 LIMIT: $43 + 10 \log_{10} (W) =$ 36.83 dBc



Frequency [MHz]	Ant. Pol. [H/V]	Antenna Height [cm]	Turntable Azimuth [degree]	Level at Antenna Terminals [dBm]	Substitute Antenna Gain [dBi]	Spurious Emission Level [dBm]	[dBc]
3817.50	H	-	-	-67.93	9.56	-58.36	82.2
5726.25	H	-	-	-67.90	11.43	-56.47	80.3
7635.00	H	-	-	-61.31	11.50	-49.81	73.6

Table 7-22. Radiated Spurious Data (PCS CDMA Mode – Ch. 1175)

OPERATING FREQUENCY: 1852.40 MHz
 CHANNEL: 9262
 MEASURED OUTPUT POWER: 21.83 dBm = 0.153 W
 MODULATION SIGNAL: WCDMA
 DISTANCE: 3 meters
 LIMIT: $43 + 10 \log_{10} (W) =$ 34.83 dBc

Frequency [MHz]	Ant. Pol. [H/V]	Antenna Height [cm]	Turntable Azimuth [degree]	Level at Antenna Terminals [dBm]	Substitute Antenna Gain [dBi]	Spurious Emission Level [dBm]	[dBc]
3704.80	H	-	-	-68.90	9.52	-59.38	81.2
5557.20	H	-	-	-67.86	11.03	-56.83	78.7

Table 7-23. Radiated Spurious Data (PCS WCDMA Mode – Ch. 9262)

FCC ID: ZNFM322	 FCC Pt. 22 & 24 GSM / GPRS / EDGE / CDMA / WCDMA MEASUREMENT REPORT (CERTIFICATION)		Approved by: Quality Manager
Test Report S/N: 1M1704100138-02.ZNF	Test Dates: 4/10-4/26/2017	EUT Type: Portable Handset	Page 74 of 89

OPERATING FREQUENCY: 1880.00 MHz
 CHANNEL: 9400
 MEASURED OUTPUT POWER: 22.73 dBm = 0.188 W
 MODULATION SIGNAL: WCDMA
 DISTANCE: 3 meters
 LIMIT: $43 + 10 \log_{10} (W) =$ 35.73 dBc



Frequency [MHz]	Ant. Pol. [H/V]	Antenna Height [cm]	Turntable Azimuth [degree]	Level at Antenna Terminals [dBm]	Substitute Antenna Gain [dBi]	Spurious Emission Level [dBm]	[dBc]
3760.00	H	-	-	-68.00	9.39	-58.62	81.3
5640.00	H	-	-	-68.03	11.22	-56.81	79.5

Table 7-24. Radiated Spurious Data (PCS WCDMA Mode – Ch. 9400)

OPERATING FREQUENCY: 1907.60 MHz
 CHANNEL: 9538
 MEASURED OUTPUT POWER: 23.02 dBm = 0.201 W
 MODULATION SIGNAL: WCDMA
 DISTANCE: 3 meters
 LIMIT: $43 + 10 \log_{10} (W) =$ 36.02 dBc

Frequency [MHz]	Ant. Pol. [H/V]	Antenna Height [cm]	Turntable Azimuth [degree]	Level at Antenna Terminals [dBm]	Substitute Antenna Gain [dBi]	Spurious Emission Level [dBm]	[dBc]
3815.20	H	-	-	-67.38	9.32	-58.06	81.1
5722.80	H	-	-	-67.74	11.35	-56.39	79.4

Table 7-25. Radiated Spurious Data (PCS WCDMA Mode – Ch. 9538)

FCC ID: ZNFM322	 FCC Pt. 22 & 24 GSM / GPRS / EDGE / CDMA / WCDMA MEASUREMENT REPORT (CERTIFICATION)		Approved by: Quality Manager
Test Report S/N: 1M1704100138-02.ZNF	Test Dates: 4/10-4/26/2017	EUT Type: Portable Handset	Page 75 of 89

7.8 Frequency Stability / Temperature Variation

\$2.1055 \$22.355 \$24.235

Test Overview and Limit

Frequency stability testing is performed in accordance with the guidelines of ANSI/TIA-603-D-2010. The frequency stability of the transmitter is measured by:

- a.) **Temperature:** The temperature is varied from -30°C to +50°C in 10°C increments using an environmental chamber.
- b.) **Primary Supply Voltage:** The primary supply voltage is varied from 85% to 115% of the nominal value for non hand-carried battery and AC powered equipment. For hand-carried, battery-powered equipment, primary supply voltage is reduced to the battery operating end point which shall be specified by the manufacturer.

For Part 22, the frequency stability of the transmitter shall be maintained within $\pm 0.00025\%$ (± 2.5 ppm) of the center frequency. For Part 24 the frequency stability shall be sufficient to ensure that the fundamental emission stays within the authorized frequency block.

Test Procedure Used

ANSI/TIA-603-D-2010

Test Settings



1. The carrier frequency of the transmitter is measured at room temperature (20°C to provide a reference).
2. The equipment is turned on in a "standby" condition for fifteen minutes before applying power to the transmitter. Measurement of the carrier frequency of the transmitter is made within one minute after applying power to the transmitter.
3. Frequency measurements are made at 10°C intervals ranging from -30°C to +50°C. A period of at least one half-hour is provided to allow stabilization of the equipment at each temperature level.

Test Setup

The EUT was connected via an RF cable to a spectrum analyzer with the EUT placed inside an environmental chamber.

Test Notes

None

FCC ID: ZNFM322	 FCC Pt. 22 & 24 GSM / GPRS / EDGE / CDMA / WCDMA MEASUREMENT REPORT (CERTIFICATION)		Approved by: Quality Manager
Test Report S/N: 1M1704100138-02.ZNF	Test Dates: 4/10-4/26/2017	EUT Type: Portable Handset	Page 76 of 89



Frequency Stability / Temperature Variation

§2.1055 §22.355

OPERATING FREQUENCY:	836,600,000	Hz
CHANNEL:	190	
REFERENCE VOLTAGE:	3.85	VDC
DEVIATION LIMIT:	± 0.00025 % or 2.5 ppm	

VOLTAGE (%)	POWER (VDC)	TEMP (°C)	FREQUENCY (Hz)	Freq. Dev. (Hz)	Deviation (%)
100 %	3.85	+ 20 (Ref)	836,600,152	152	0.0000182
100 %		- 30	836,600,013	13	0.0000016
100 %		- 20	836,599,765	-235	-0.0000281
100 %		- 10	836,599,524	-476	-0.0000569
100 %		0	836,600,089	89	0.0000106
100 %		+ 10	836,600,337	337	0.0000403
100 %		+ 20	836,600,187	187	0.0000224
100 %		+ 30	836,599,816	-184	-0.0000220
100 %		+ 40	836,599,808	-192	-0.0000230
100 %		+ 50	836,599,915	-85	-0.0000102
BATT. ENDPOINT	3.45	+ 20	836,600,152	152	0.0000182

Table 7-26. Frequency Stability Data (Cellular GPRS Mode – Ch. 190)

FCC ID: ZNFM322	 PCTEST ENGINEERING LABORATORY, INC.	FCC Pt. 22 & 24 GSM / GPRS / EDGE / CDMA / WCDMA MEASUREMENT REPORT (CERTIFICATION)		Approved by: Quality Manager
Test Report S/N: 1M1704100138-02.ZNF	Test Dates: 4/10-4/26/2017	EUT Type: Portable Handset	Page 77 of 89	

Frequency Stability / Temperature Variation

§2.1055 §22.355

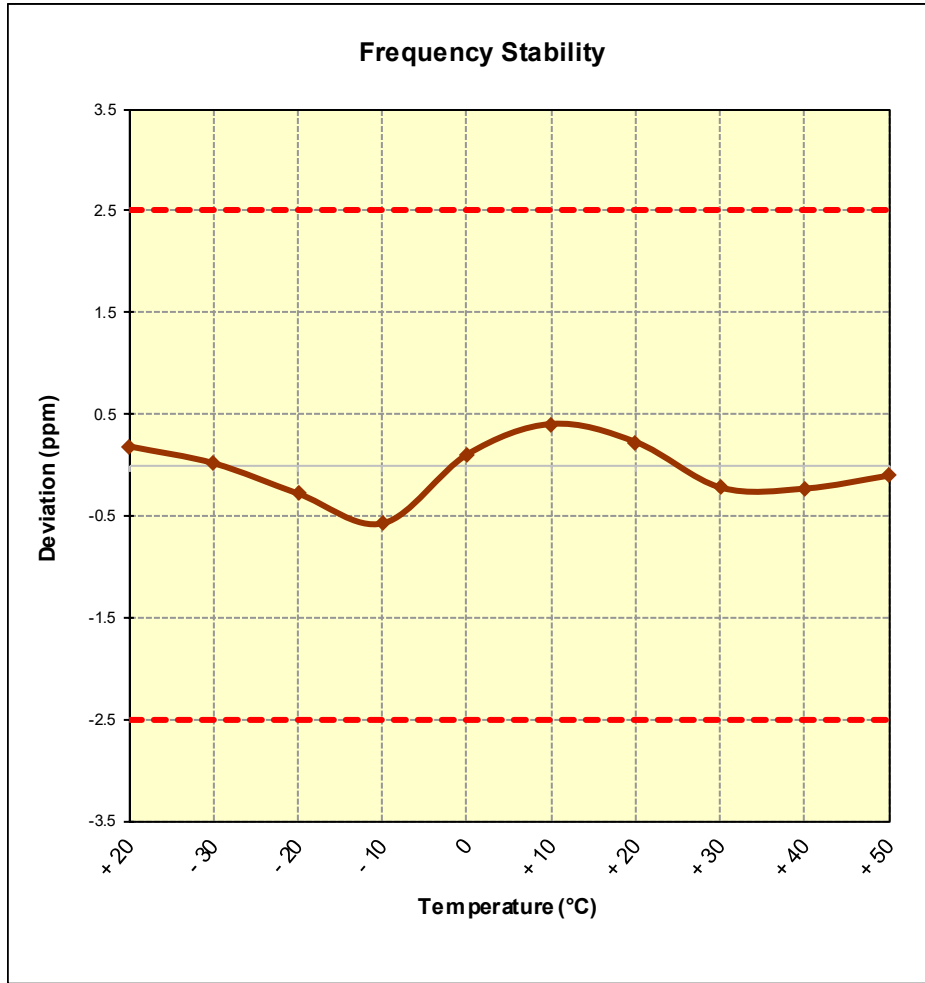


Figure 7-8. Frequency Stability Graph (Cellular GPRS Mode – Ch. 190)

FCC ID: ZNFM322	FCC Pt. 22 & 24 GSM / GPRS / EDGE / CDMA / WCDMA MEASUREMENT REPORT (CERTIFICATION)		Approved by: Quality Manager
Test Report S/N: 1M1704100138-02.ZNF	Test Dates: 4/10-4/26/2017	EUT Type: Portable Handset	Page 78 of 89



Frequency Stability / Temperature Variation

§2.1055 §22.355

OPERATING FREQUENCY: 836,520,000 Hz
 CHANNEL: 384
 REFERENCE VOLTAGE: 3.85 VDC
 DEVIATION LIMIT: ± 0.00025 % or 2.5 ppm

VOLTAGE (%)	POWER (VDC)	TEMP (°C)	FREQUENCY (Hz)	Freq. Dev. (Hz)	Deviation (%)
100 %	3.85	+ 20 (Ref)	836,519,969	-31	-0.000037
100 %		- 30	836,519,974	-26	-0.000031
100 %		- 20	836,520,160	160	0.0000191
100 %		- 10	836,520,039	39	0.0000047
100 %		0	836,520,042	42	0.0000050
100 %		+ 10	836,520,299	299	0.0000357
100 %		+ 20	836,519,859	-141	-0.0000169
100 %		+ 30	836,520,105	105	0.0000126
100 %		+ 40	836,519,992	-8	-0.0000010
100 %		+ 50	836,520,044	44	0.0000053
BATT. ENDPOINT		3.45	+ 20	836,520,202	202

Table 7-27. Frequency Stability Data (Cellular CDMA Mode – Ch. 384)

FCC ID: ZNFM322	 PCTEST ENGINEERING LABORATORY, INC.	FCC Pt. 22 & 24 GSM / GPRS / EDGE / CDMA / WCDMA MEASUREMENT REPORT (CERTIFICATION)		Approved by: Quality Manager
Test Report S/N: 1M1704100138-02.ZNF	Test Dates: 4/10-4/26/2017	EUT Type: Portable Handset	Page 79 of 89	

Frequency Stability / Temperature Variation
§2.1055 §22.355

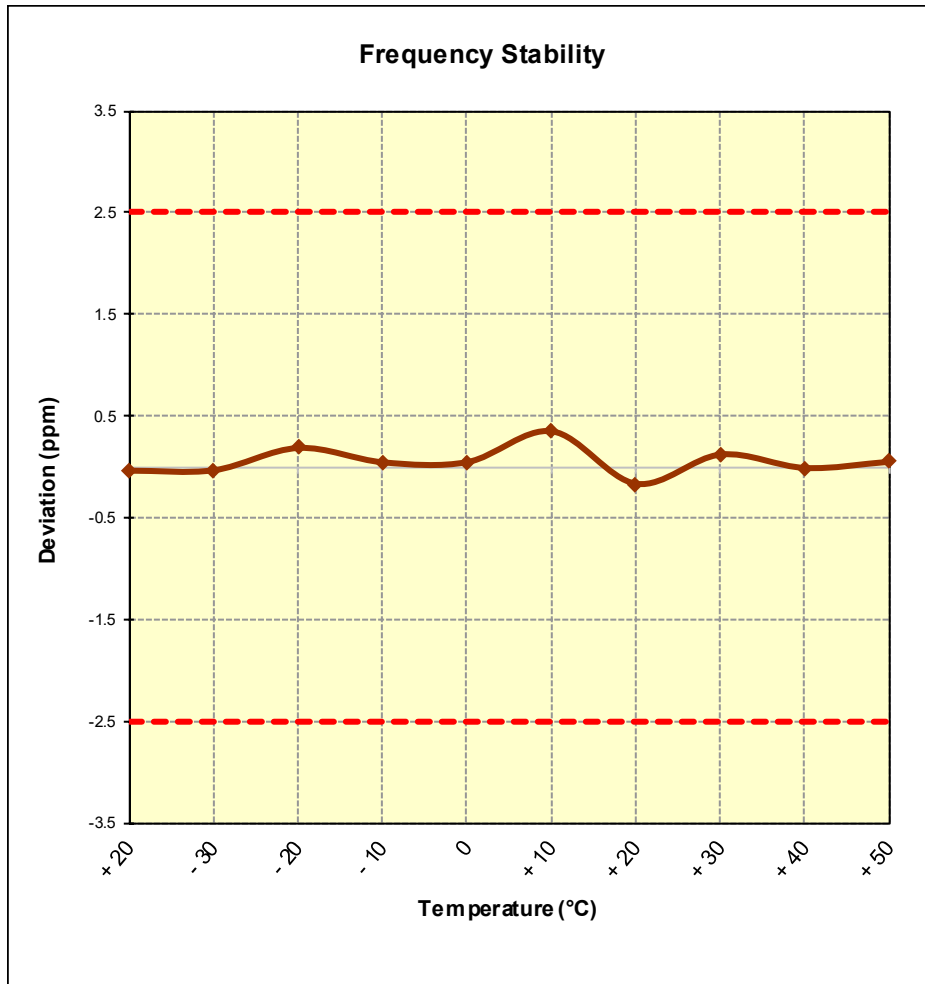


Figure 7-9. Frequency Stability Graph (Cellular CDMA Mode – Ch. 384)

FCC ID: ZNFM322	PCTEST ENGINEERING LABORATORY, INC.	FCC Pt. 22 & 24 GSM / GPRS / EDGE / CDMA / WCDMA MEASUREMENT REPORT (CERTIFICATION)		Approved by: Quality Manager
Test Report S/N: 1M1704100138-02.ZNF	Test Dates: 4/10-4/26/2017	EUT Type: Portable Handset		Page 80 of 89



Frequency Stability / Temperature Variation

§2.1055 §22.355

OPERATING FREQUENCY: 836,600,000 Hz
 CHANNEL: 4183
 REFERENCE VOLTAGE: 3.85 VDC
 DEVIATION LIMIT: ± 0.00025 % or 2.5 ppm

VOLTAGE (%)	POWER (VDC)	TEMP (°C)	FREQUENCY (Hz)	Freq. Dev. (Hz)	Deviation (%)
100 %	3.85	+ 20 (Ref)	836,600,360	360	0.0000430
100 %		- 30	836,599,967	-33	-0.0000039
100 %		- 20	836,599,990	-10	-0.0000012
100 %		- 10	836,600,028	28	0.0000033
100 %		0	836,599,852	-148	-0.0000177
100 %		+ 10	836,599,905	-95	-0.0000114
100 %		+ 20	836,599,935	-65	-0.0000078
100 %		+ 30	836,600,078	78	0.0000093
100 %		+ 40	836,600,313	313	0.0000374
100 %		+ 50	836,599,957	-43	-0.0000051
BATT. ENDPOINT		3.45	+ 20	836,600,197	197

Table 7-28. Frequency Stability Data (Cellular WCDMA Mode – Ch. 4183)

FCC ID: ZNFM322	 FCC Pt. 22 & 24 GSM / GPRS / EDGE / CDMA / WCDMA MEASUREMENT REPORT (CERTIFICATION)		Approved by: Quality Manager
Test Report S/N: 1M1704100138-02.ZNF	Test Dates: 4/10-4/26/2017	EUT Type: Portable Handset	Page 81 of 89

Frequency Stability / Temperature Variation

§2.1055 §22.355

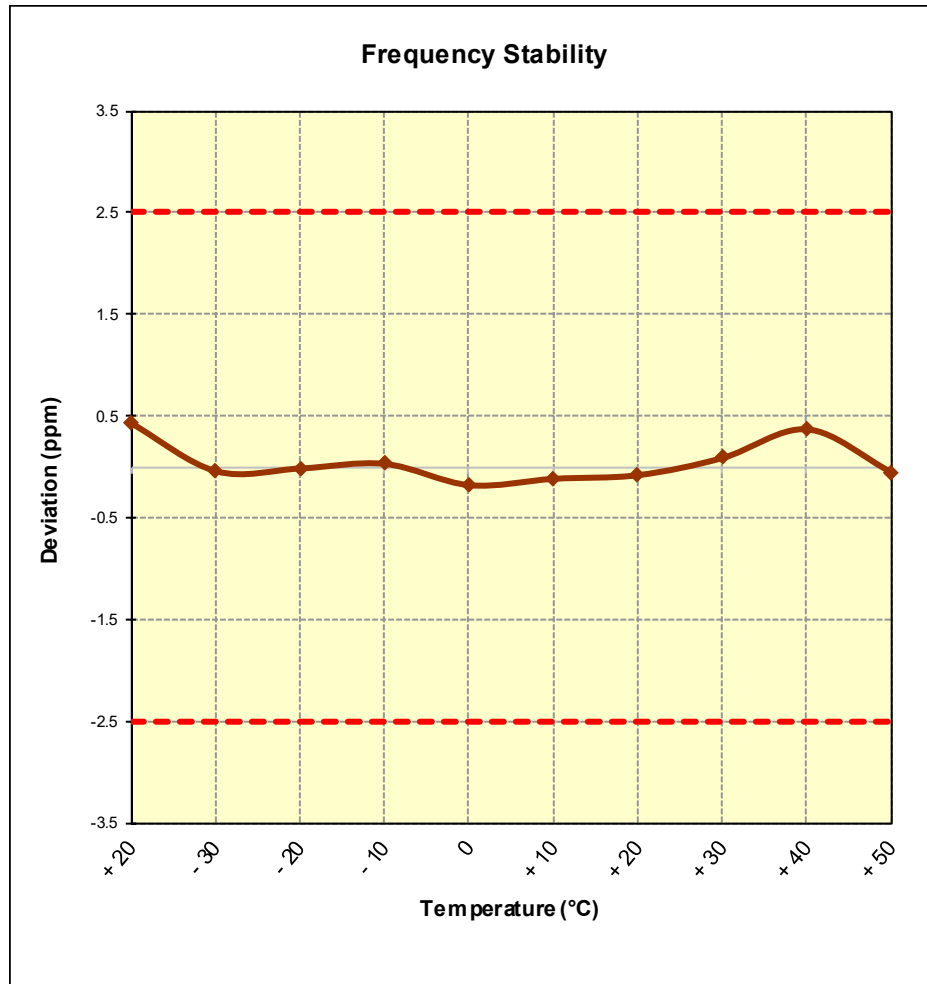


Figure 7-10. Frequency Stability Graph (Cellular WCDMA Mode – Ch. 4183)

FCC ID: ZNFM322	PCTEST ENGINEERING LABORATORY, INC.	FCC Pt. 22 & 24 GSM / GPRS / EDGE / CDMA / WCDMA MEASUREMENT REPORT (CERTIFICATION)	LG	Approved by: Quality Manager
Test Report S/N: 1M1704100138-02.ZNF	Test Dates: 4/10-4/26/2017	EUT Type: Portable Handset	Page 82 of 89	

Frequency Stability / Temperature Variation

§2.1055 §24.235



OPERATING FREQUENCY:	1,880,000,000	Hz
CHANNEL:	661	
REFERENCE VOLTAGE:	3.85	VDC

VOLTAGE (%)	POWER (VDC)	TEMP (°C)	FREQUENCY (Hz)	Freq. Dev. (Hz)	Deviation (%)
100 %	3.85	+ 20 (Ref)	1,880,000,018	18	0.000010
100 %		- 30	1,880,000,064	64	0.000034
100 %		- 20	1,880,000,315	315	0.000168
100 %		- 10	1,880,000,255	255	0.000136
100 %		0	1,880,000,209	209	0.000111
100 %		+ 10	1,880,000,280	280	0.000149
100 %		+ 20	1,879,999,985	-15	-0.000008
100 %		+ 30	1,880,000,151	151	0.000080
100 %		+ 40	1,879,999,860	-140	-0.000074
100 %		+ 50	1,880,000,210	210	0.000112
BATT. ENDPOINT		3.45	+ 20	1,880,000,040	40

Table 7-29. Frequency Stability Data (PCS GPRS Mode – Ch. 661)

Note:

Based on the results of the frequency stability test at the center channel the frequency deviation results measured are very small. As such it is determined that the channels at the band edge would remain in-band when the maximum measured frequency deviation noted during the frequency stability tests is applied. Therefore the device is determined to remain operating in band over the temperature and voltage range as tested.

FCC ID: ZNFM322		FCC Pt. 22 & 24 GSM / GPRS / EDGE / CDMA / WCDMA MEASUREMENT REPORT (CERTIFICATION)		Approved by: Quality Manager
Test Report S/N: 1M1704100138-02.ZNF	Test Dates: 4/10-4/26/2017	EUT Type: Portable Handset	Page 83 of 89	

Frequency Stability / Temperature Variation
§2.1055 §24.235

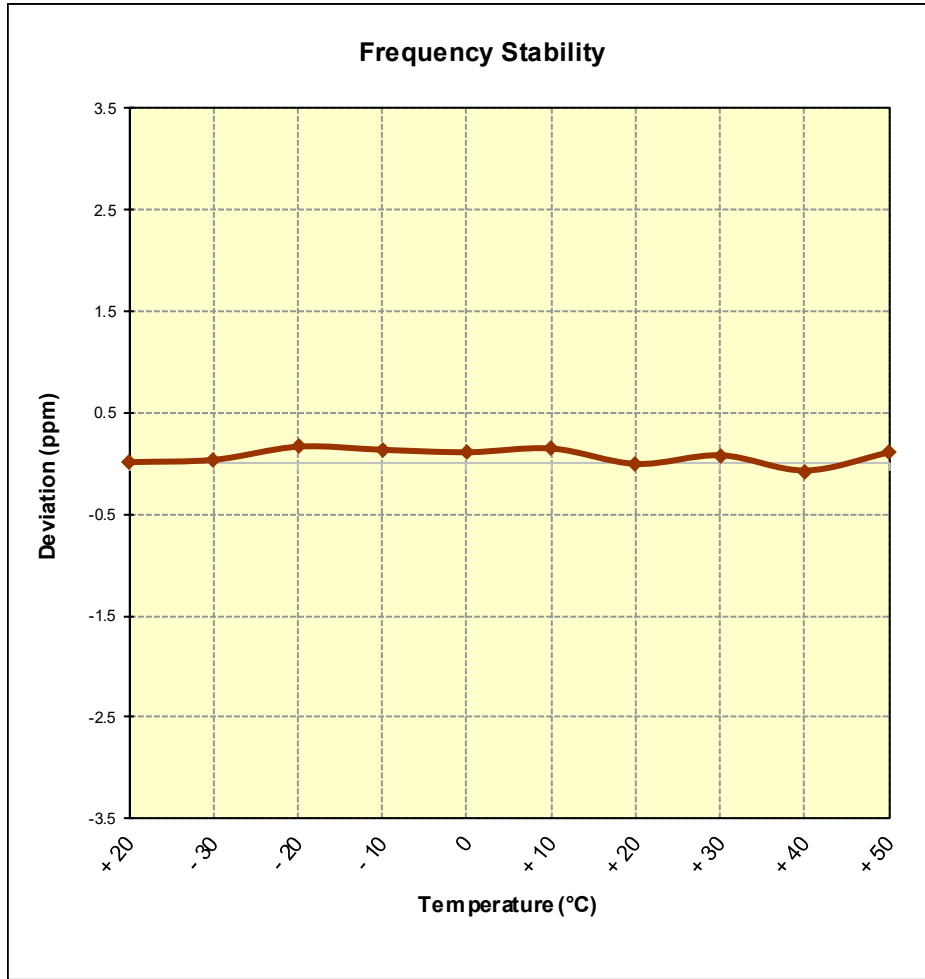


Figure 7-11. Frequency Stability Graph (PCS GPRS Mode – Ch. 661)

FCC ID: ZNFM322	PCTEST ENGINEERING LABORATORY, INC.	FCC Pt. 22 & 24 GSM / GPRS / EDGE / CDMA / WCDMA MEASUREMENT REPORT (CERTIFICATION)		Approved by: Quality Manager
Test Report S/N: 1M1704100138-02.ZNF	Test Dates: 4/10-4/26/2017	EUT Type: Portable Handset		Page 84 of 89

Frequency Stability / Temperature Variation

§2.1055 §24.235



OPERATING FREQUENCY:	1,880,000,000	Hz
CHANNEL:	600	
REFERENCE VOLTAGE:	3.85	VDC

VOLTAGE (%)	POWER (VDC)	TEMP (°C)	FREQUENCY (Hz)	Freq. Dev. (Hz)	Deviation (%)
100 %	3.85	+ 20 (Ref)	1,880,000,282	282	0.0000150
100 %		- 30	1,879,999,898	-102	-0.0000054
100 %		- 20	1,879,999,964	-36	-0.0000019
100 %		- 10	1,880,000,062	62	0.0000033
100 %		0	1,879,999,958	-42	-0.0000022
100 %		+ 10	1,879,999,733	-267	-0.0000142
100 %		+ 20	1,879,999,960	-40	-0.0000021
100 %		+ 30	1,880,000,033	33	0.0000018
100 %		+ 40	1,879,999,745	-255	-0.0000136
100 %		+ 50	1,880,000,212	212	0.0000113
BATT. ENDPOINT	3.45	+ 20	1,880,000,251	251	0.0000134

Table 7-30. Frequency Stability Data (PCS CDMA Mode – Ch. 600)

Note:

Based on the results of the frequency stability test at the center channel the frequency deviation results measured are very small. As such it is determined that the channels at the band edge would remain in-band when the maximum measured frequency deviation noted during the frequency stability tests is applied. Therefore the device is determined to remain operating in band over the temperature and voltage range as tested.

FCC ID: ZNFM322		FCC Pt. 22 & 24 GSM / GPRS / EDGE / CDMA / WCDMA MEASUREMENT REPORT (CERTIFICATION)		Approved by: Quality Manager
Test Report S/N: 1M1704100138-02.ZNF	Test Dates: 4/10-4/26/2017	EUT Type: Portable Handset	Page 85 of 89	

Frequency Stability / Temperature Variation
§2.1055 §24.235

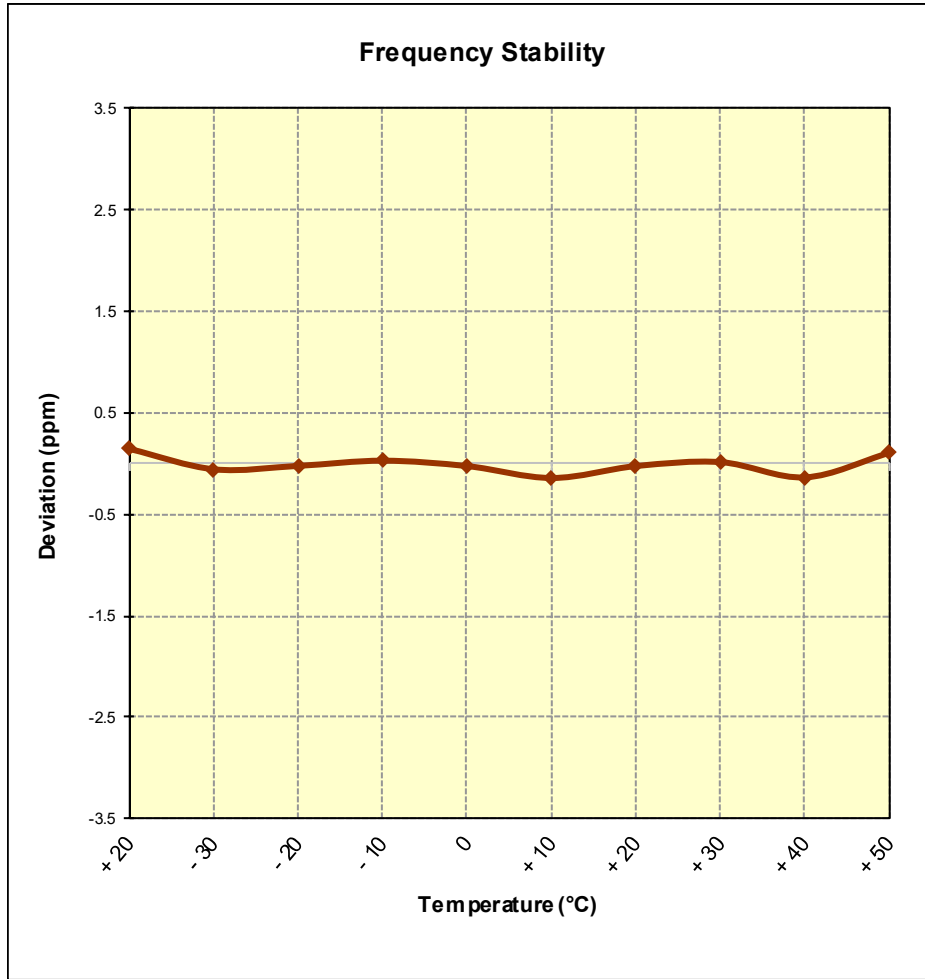


Figure 7-12. Frequency Stability Graph (PCS CDMA Mode – Ch. 600)

FCC ID: ZNFM322	PCTEST ENGINEERING LABORATORY, INC.	FCC Pt. 22 & 24 GSM / GPRS / EDGE / CDMA / WCDMA MEASUREMENT REPORT (CERTIFICATION)		Approved by: Quality Manager
Test Report S/N: 1M1704100138-02.ZNF	Test Dates: 4/10-4/26/2017	EUT Type: Portable Handset		Page 86 of 89

Frequency Stability / Temperature Variation

§2.1055 §24.235



OPERATING FREQUENCY:	1,880,000,000	Hz
CHANNEL:	9400	
REFERENCE VOLTAGE:	3.85	VDC

VOLTAGE (%)	POWER (VDC)	TEMP (°C)	FREQUENCY (Hz)	Freq. Dev. (Hz)	Deviation (%)
100 %	3.85	+ 20 (Ref)	1,879,999,650	-350	-0.0000186
100 %		- 30	1,880,000,207	207	0.0000110
100 %		- 20	1,879,999,561	-439	-0.0000234
100 %		- 10	1,880,000,013	13	0.0000007
100 %		0	1,880,000,014	14	0.0000007
100 %		+ 10	1,879,999,852	-148	-0.0000079
100 %		+ 20	1,880,000,070	70	0.0000037
100 %		+ 30	1,880,000,277	277	0.0000147
100 %		+ 40	1,879,999,900	-100	-0.0000053
100 %		+ 50	1,879,999,838	-162	-0.0000086
BATT. ENDPOINT	3.45	+ 20	1,879,999,607	-393	-0.0000209

Table 7-31. Frequency Stability Data (PCS WCDMA Mode – Ch. 9400)

Note:

Based on the results of the frequency stability test at the center channel the frequency deviation results measured are very small. As such it is determined that the channels at the band edge would remain in-band when the maximum measured frequency deviation noted during the frequency stability tests is applied. Therefore the device is determined to remain operating in band over the temperature and voltage range as tested.

FCC ID: ZNFM322	 PCTEST ENGINEERING LABORATORY, INC.	FCC Pt. 22 & 24 GSM / GPRS / EDGE / CDMA / WCDMA MEASUREMENT REPORT (CERTIFICATION)		Approved by: Quality Manager
Test Report S/N: 1M1704100138-02.ZNF	Test Dates: 4/10-4/26/2017	EUT Type: Portable Handset	Page 87 of 89	

Frequency Stability / Temperature Variation

§2.1055 §24.235

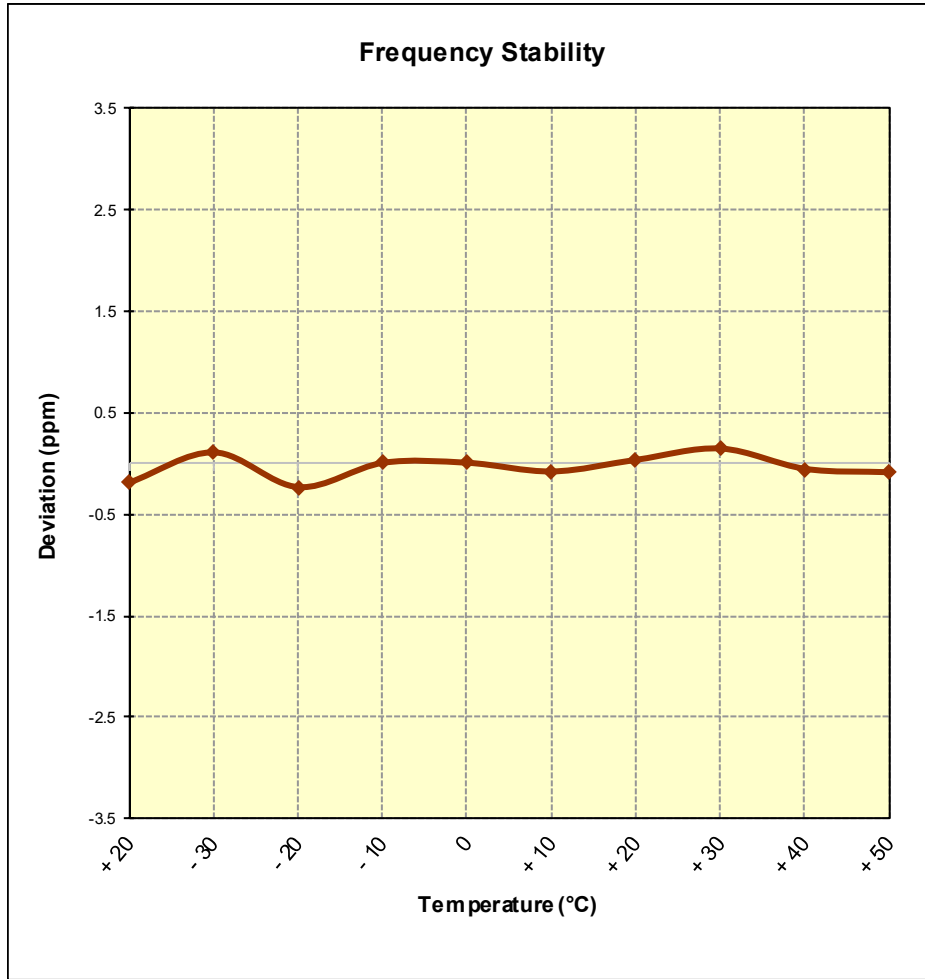




Figure 7-13. Frequency Stability Graph (PCS WCDMA Mode – Ch. 9400)

FCC ID: ZNFM322	PCTEST ENGINEERING LABORATORY, INC.	FCC Pt. 22 & 24 GSM / GPRS / EDGE / CDMA / WCDMA MEASUREMENT REPORT (CERTIFICATION)		Approved by: Quality Manager
Test Report S/N: 1M1704100138-02.ZNF	Test Dates: 4/10-4/26/2017	EUT Type: Portable Handset		Page 88 of 89

8.0 CONCLUSION

The data collected relate only to the item(s) tested and show that the **LG Portable Handset FCC ID: ZNFM322** complies with all the requirements of Parts 22 & 24 of the FCC rules.

FCC ID: ZNFM322		FCC Pt. 22 & 24 GSM / GPRS / EDGE / CDMA / WCDMA MEASUREMENT REPORT (CERTIFICATION)		Approved by: Quality Manager
Test Report S/N: 1M1704100138-02.ZNF	Test Dates: 4/10-4/26/2017	EUT Type: Portable Handset	Page 89 of 89	