

BAND 5. Upper Band Edge Plot (1.4M BW Ch.20643 QPSK_RB1_Offset 5)



BAND 5. Upper Band Edge Plot (1.4M BW Ch.20643 QPSK_RB6_Offset 0)



BAND 5. Upper Extended Band Edge Plot (1.4M BW Ch.20643 QPSK_RB6_0)



BAND 5. Upper Band Edge Plot (3M BW Ch.20635 QPSK_RB1_Offset 14)



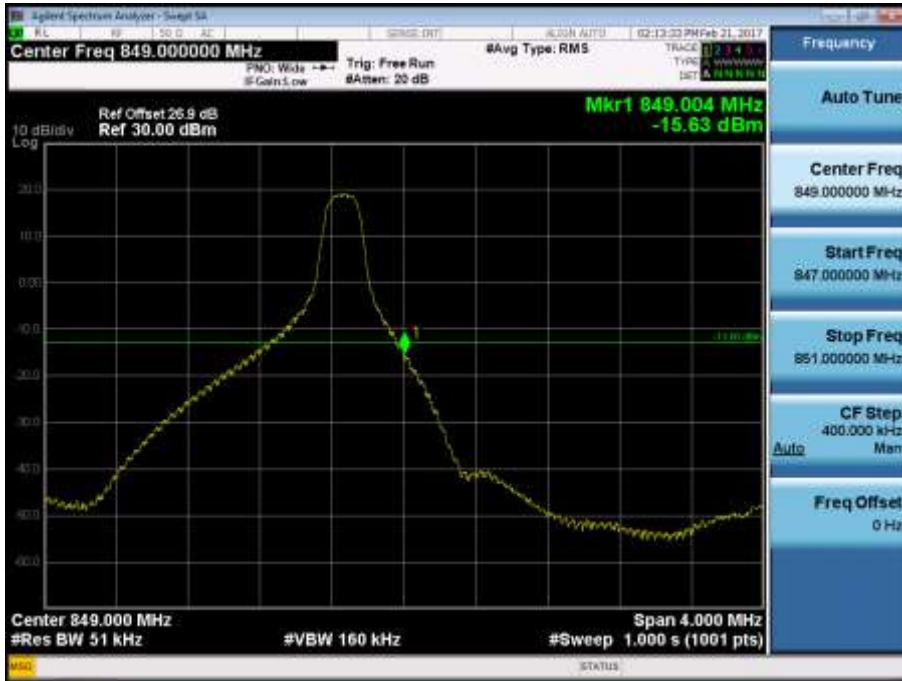
BAND 5. Upper Band Edge Plot (3M BW Ch.20635 QPSK_RB15_Offset 0)



BAND 5. Upper Extended Band Edge Plot (3M BW Ch.20635 QPSK_RB15_0)



BAND 5. Upper Band Edge Plot (5M BW Ch.20625 QPSK_RB1_Offset 24)



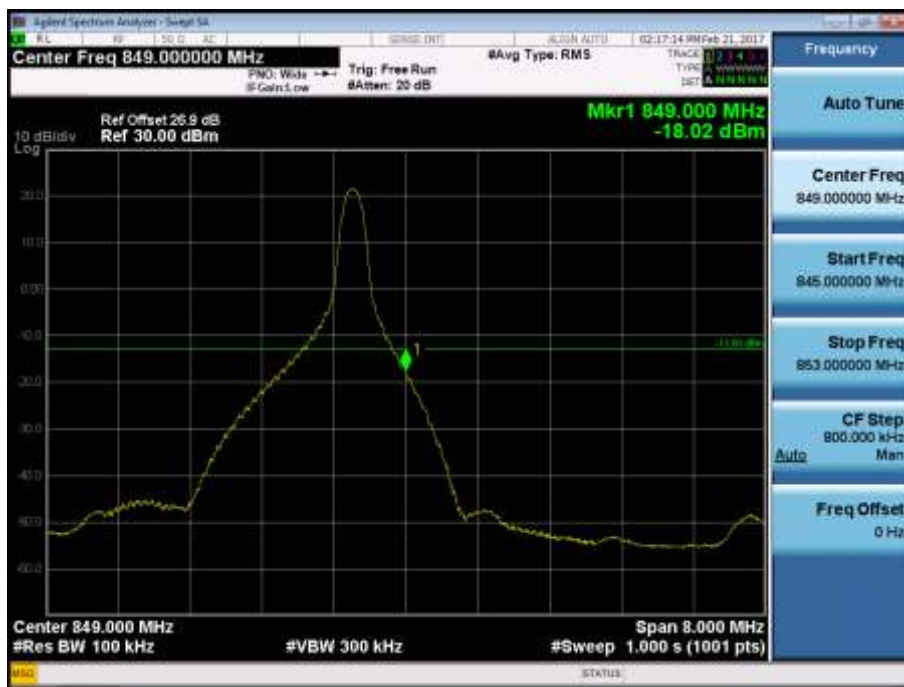
BAND 5. Upper Band Edge Plot (5M BW Ch.20625 QPSK_RB25_Offset 0)



BAND 5. Upper Extended Band Edge Plot (5M BW Ch.20625 QPSK_RB25_0)



BAND 5. Upper Band Edge Plot (10M BW Ch.20600 QPSK_RB1_Offset 49)



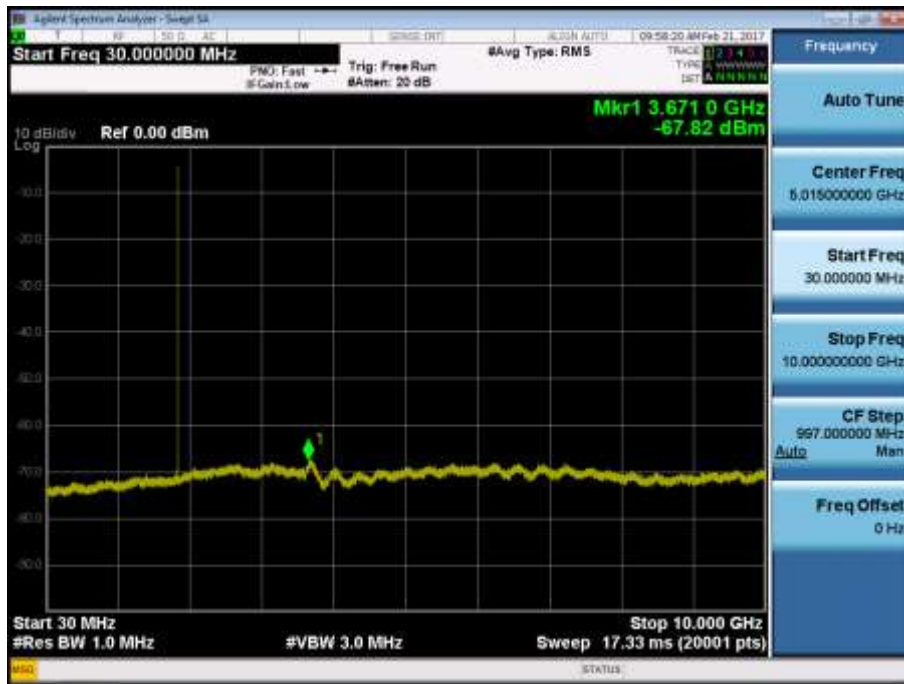
BAND 5. Upper Band Edge Plot (10M BW Ch.20600 QPSK_RB50_Offset 0)



BAND 5. Upper Extended Band Edge Plot (10M BW Ch.20600 QPSK_RB50_0)



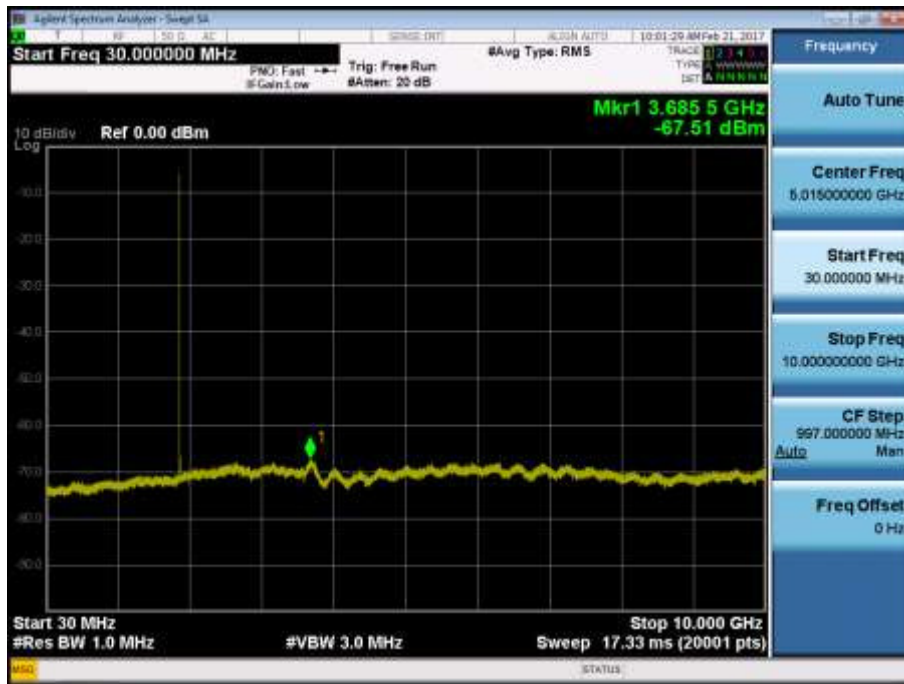
BAND 2. Conducted Spurious_1 (18607ch_1.4MHz_QPSK_RB 1_0)



BAND 2. Conducted Spurious_2 (18607ch_1.4MHz_QPSK_RB 1_0)



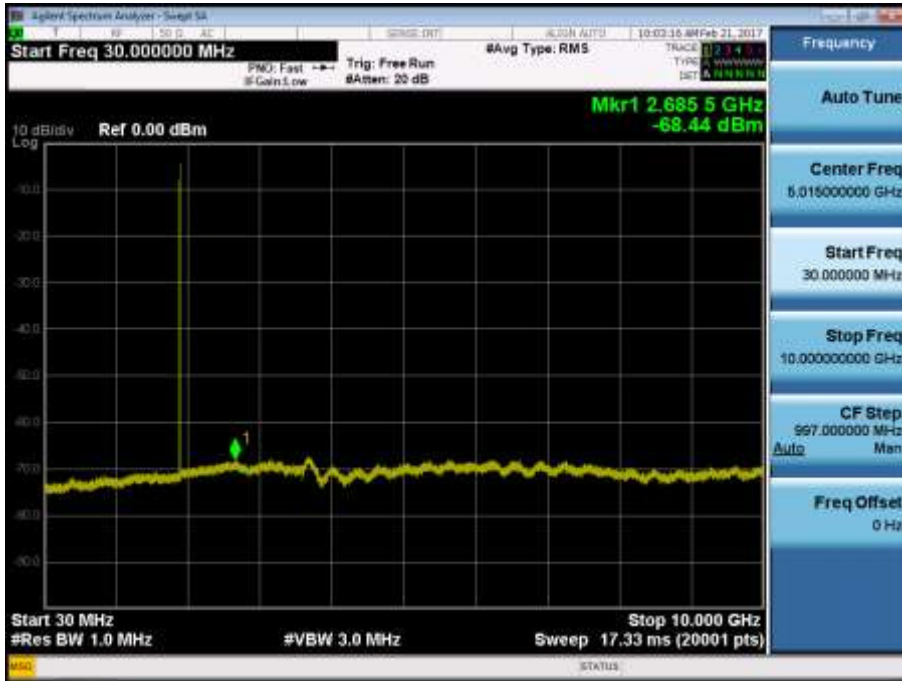
BAND 2. Conducted Spurious_1 (18900ch_1.4MHz_QPSK_RB 1_0)



BAND 2. Conducted Spurious_2 (18900ch_1.4MHz_QPSK_RB 1_0)



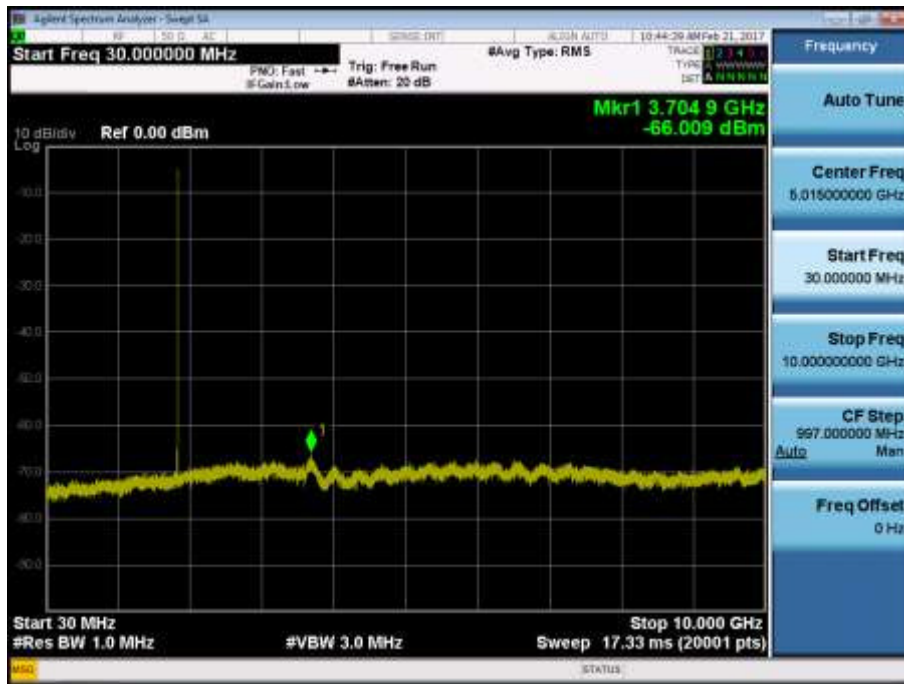
BAND 2. Conducted Spurious_1 (19193ch_1.4MHz_QPSK_RB 1_0)



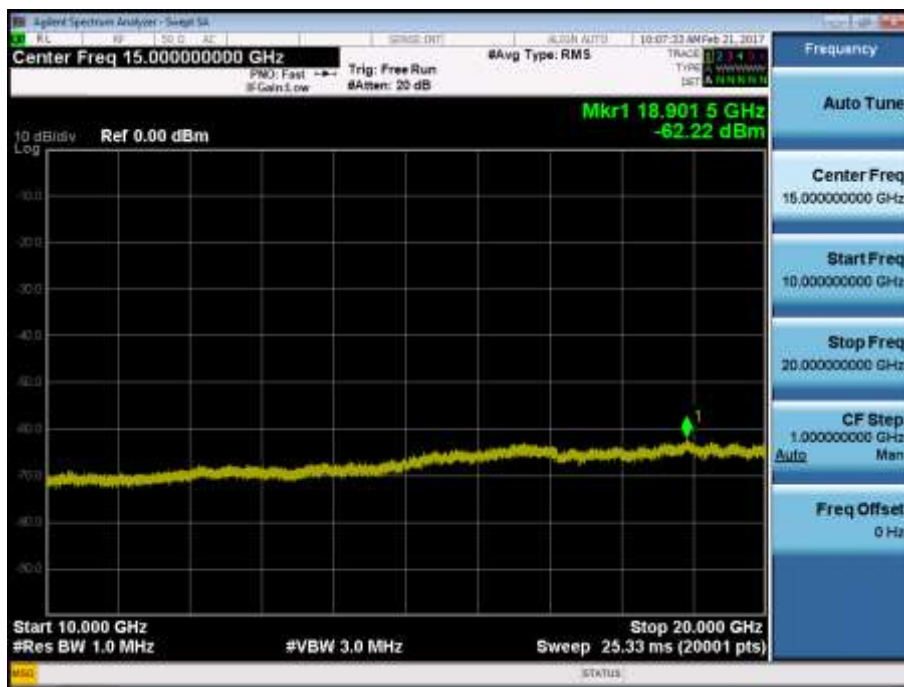
BAND 2. Conducted Spurious_2 (19193ch_1.4MHz_QPSK_RB 1_0)



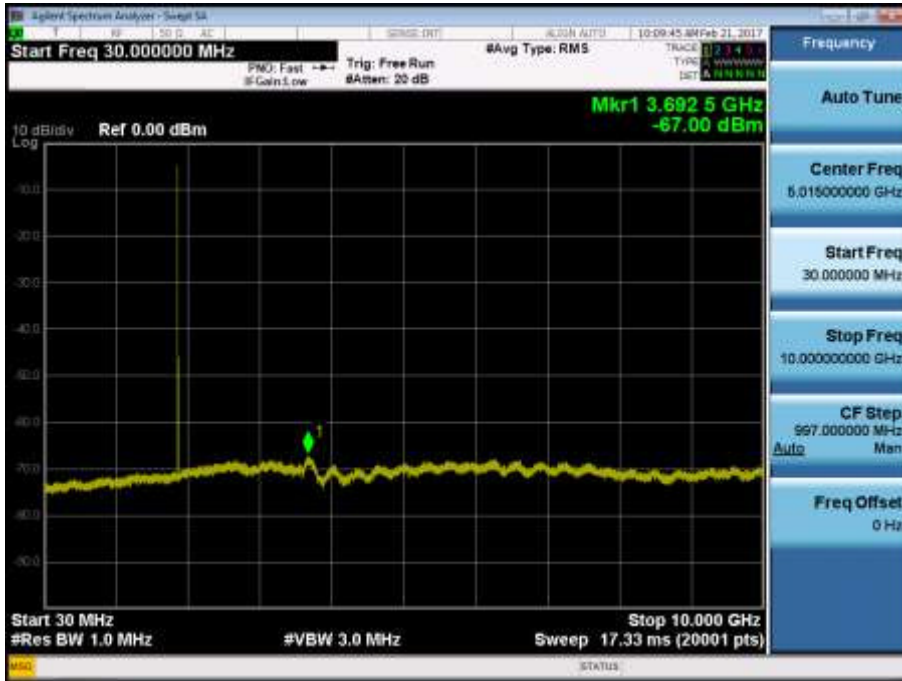
BAND 2. Conducted Spurious_1 (18615ch_3MHz_QPSK_RB 1_0)



BAND 2. Conducted Spurious_2 (18615ch_3MHz_QPSK_RB 1_0)



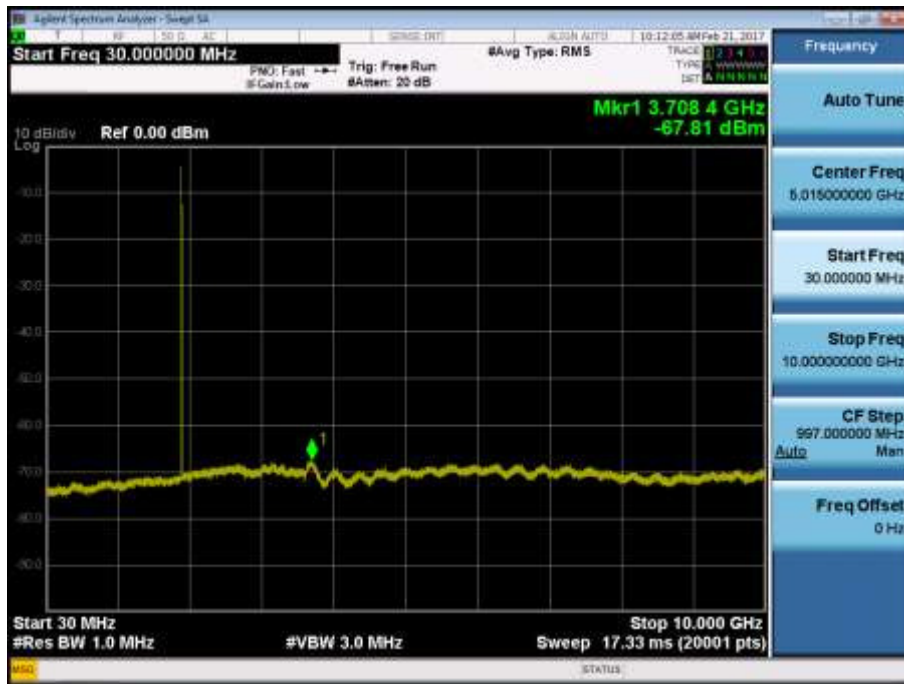
BAND 2. Conducted Spurious_1 (18900ch_3MHz_QPSK_RB 1_0)



BAND 2. Conducted Spurious_2 (18900ch_3MHz_QPSK_RB 1_0)



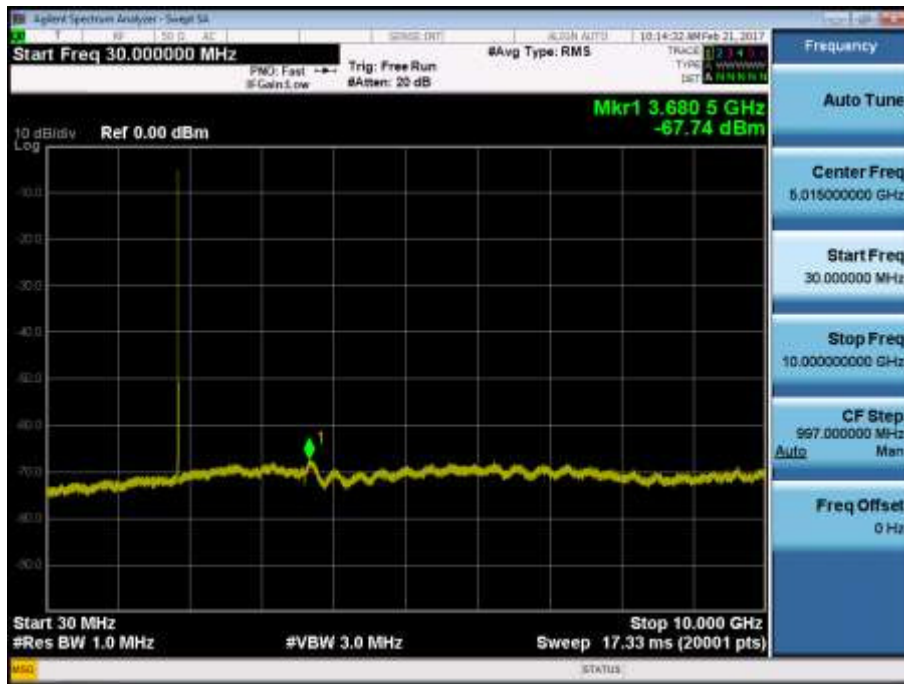
BAND 2. Conducted Spurious_1 (19185ch_3MHz_QPSK_RB 1_0)



BAND 2. Conducted Spurious_2 (19185ch_3MHz_QPSK_RB 1_0)



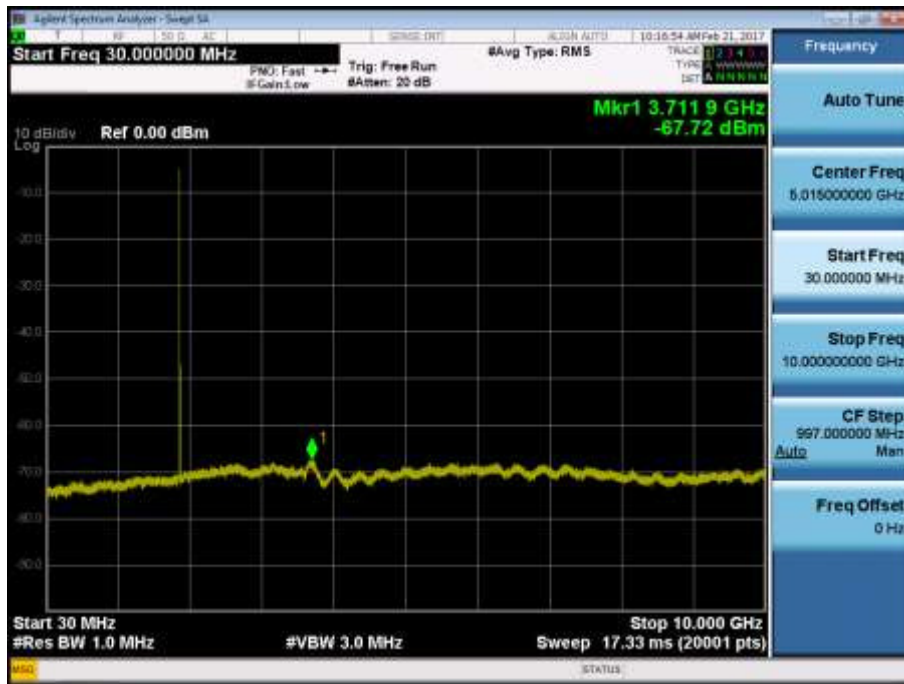
BAND 2. Conducted Spurious_1 (18625ch_5MHz_QPSK_RB 1_0)



BAND 2. Conducted Spurious_2 (18625ch_5MHz_QPSK_RB 1_0)



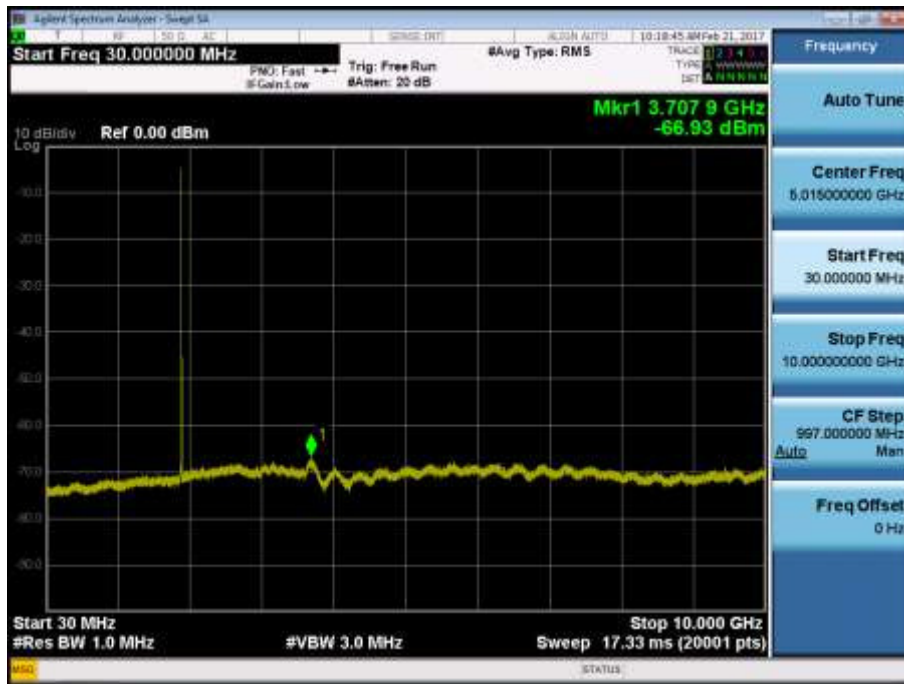
BAND 2. Conducted Spurious_1 (18900ch_5MHz_QPSK_RB 1_0)



BAND 2. Conducted Spurious_2 (18900ch_5MHz_QPSK_RB 1_0)



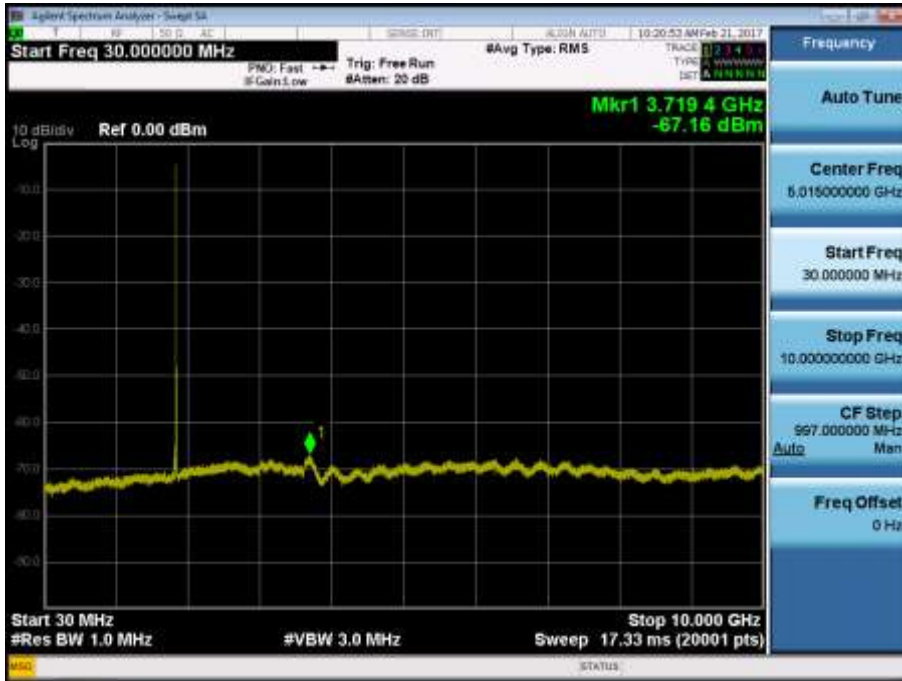
BAND 2. Conducted Spurious_1 (19175ch_5MHz_QPSK_RB 1_0)



BAND 2. Conducted Spurious_2 (19175ch_5MHz_QPSK_RB 1_0)



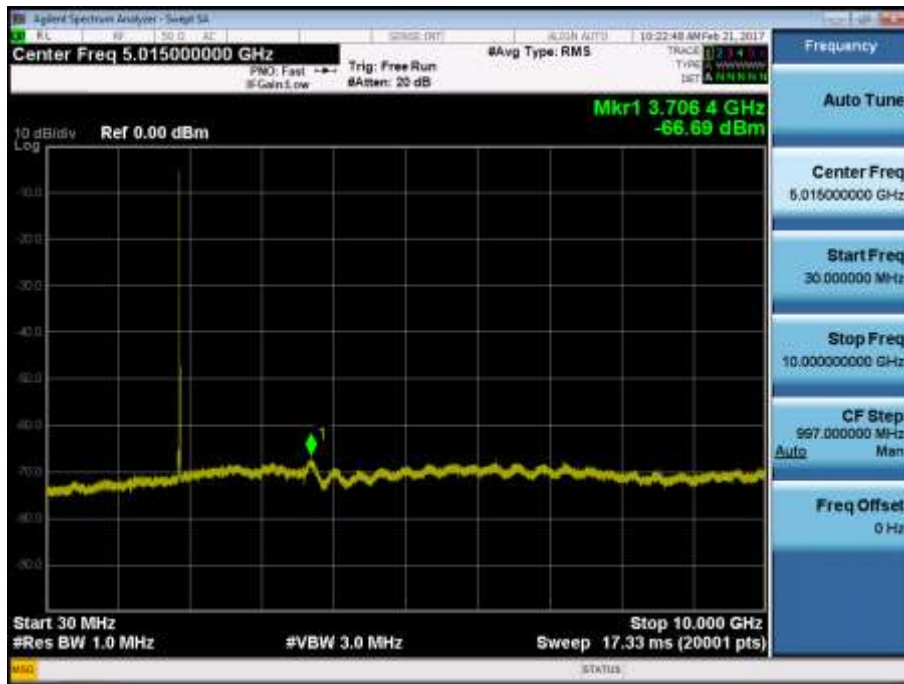
BAND 2. Conducted Spurious_1 (18650ch_10MHz_QPSK_RB 1_0)



BAND 2. Conducted Spurious_2 (18650ch_10MHz_QPSK_RB 1_0)



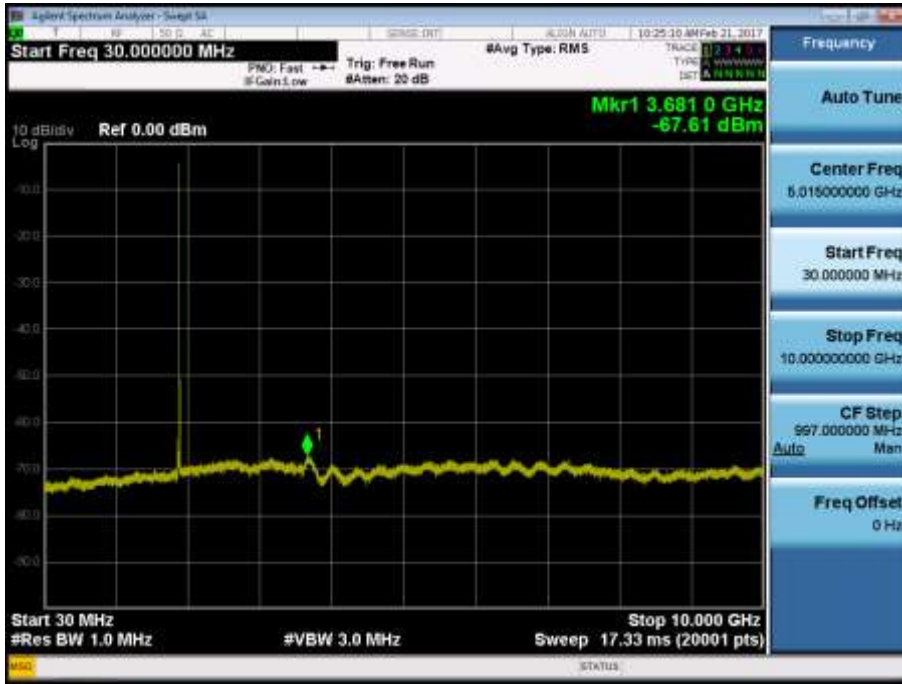
BAND 2. Conducted Spurious_1 (18900ch_10MHz_QPSK_RB 1_0)



BAND 2. Conducted Spurious_2 (18900ch_10MHz_QPSK_RB 1_0)



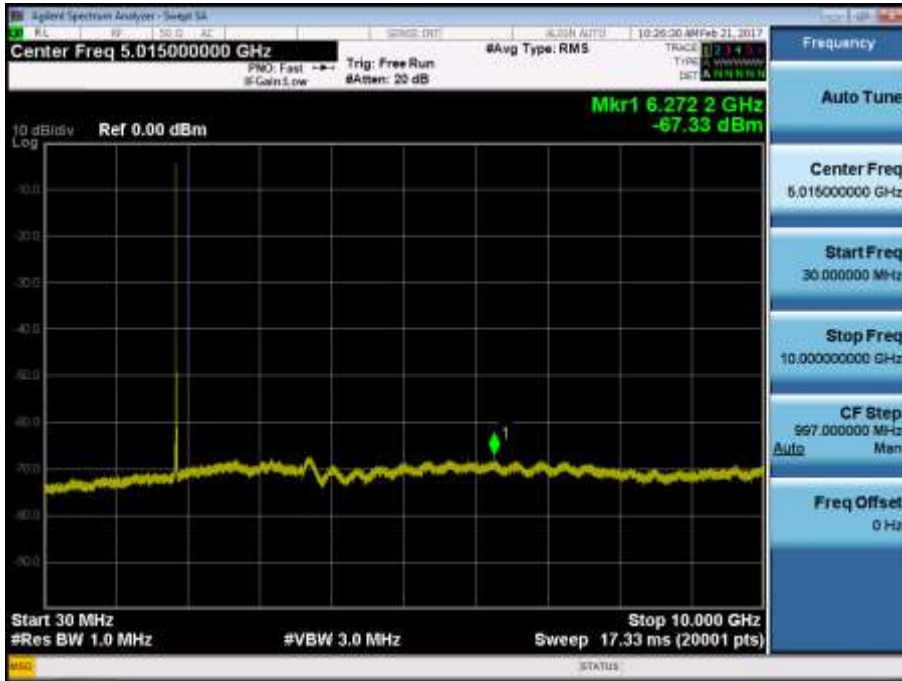
BAND 2. Conducted Spurious_1 (19150ch_10MHz_QPSK_RB 1_0)



BAND 2. Conducted Spurious_2 (19150ch_10MHz_QPSK_RB 1_0)



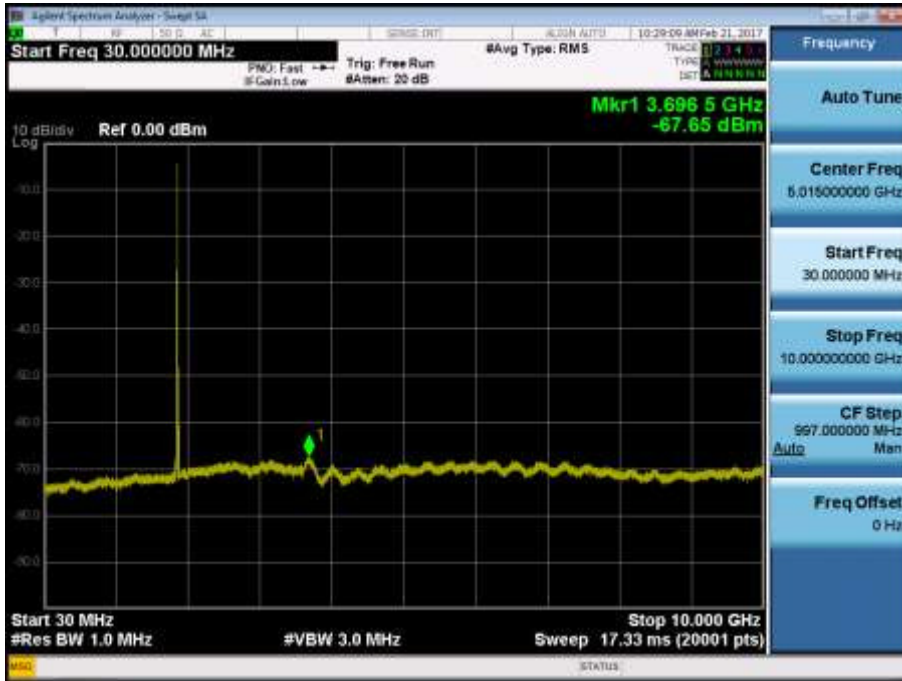
BAND 2. Conducted Spurious_1 (18675ch_15MHz_QPSK_RB 1_0)



BAND 2. Conducted Spurious_2 (18675ch_15MHz_QPSK_RB 1_0)



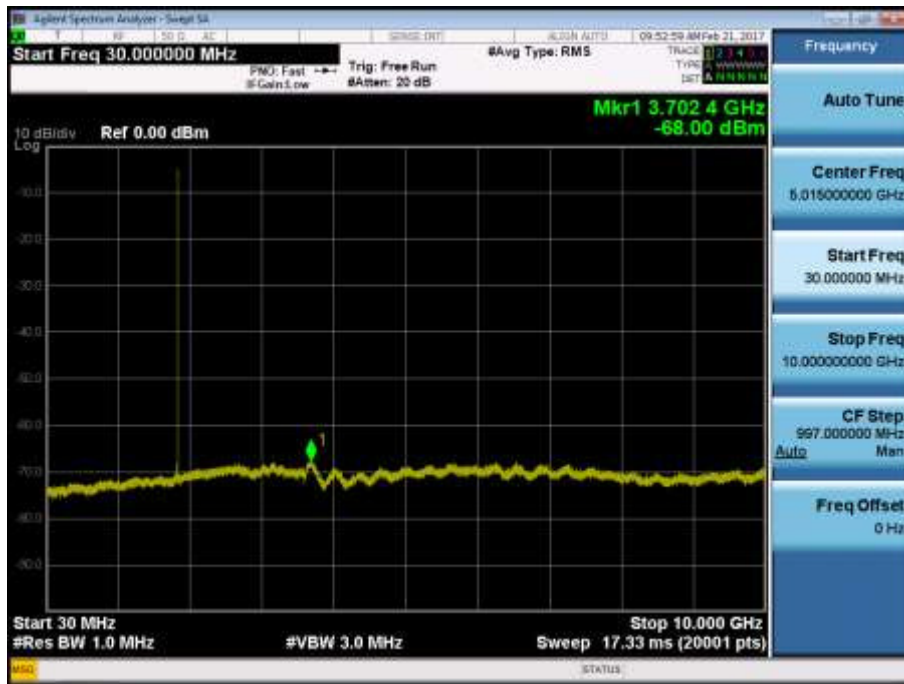
BAND 2. Conducted Spurious_1 (18900ch_15MHz_QPSK_RB 1_0)



BAND 2. Conducted Spurious_2 (18900ch_15MHz_QPSK_RB 1_0)



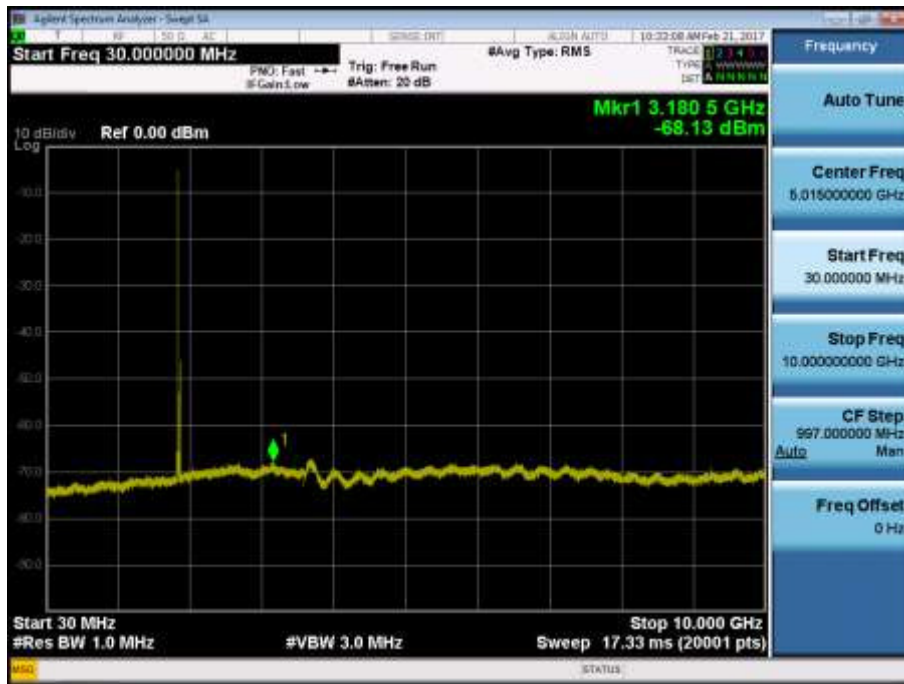
BAND 2. Conducted Spurious_1 (19125ch_15MHz_QPSK_RB 1_0)



BAND 2. Conducted Spurious_2 (19125ch_15MHz_QPSK_RB 1_0)



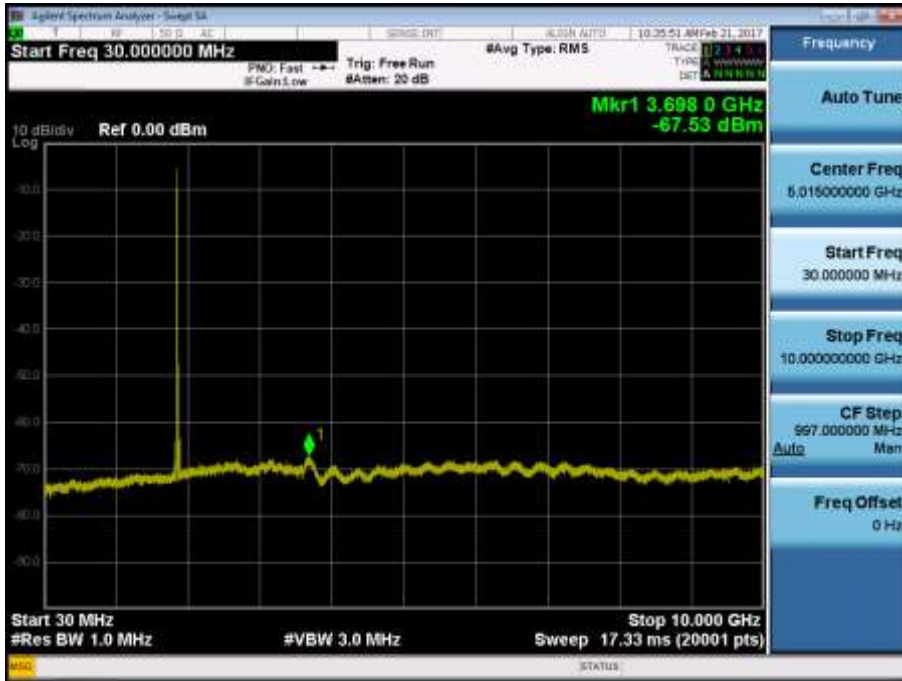
BAND 2. Conducted Spurious_1 (18700ch_20MHz_QPSK_RB 1_0)



BAND 2. Conducted Spurious_2 (18700ch_20MHz_QPSK_RB 1_0)



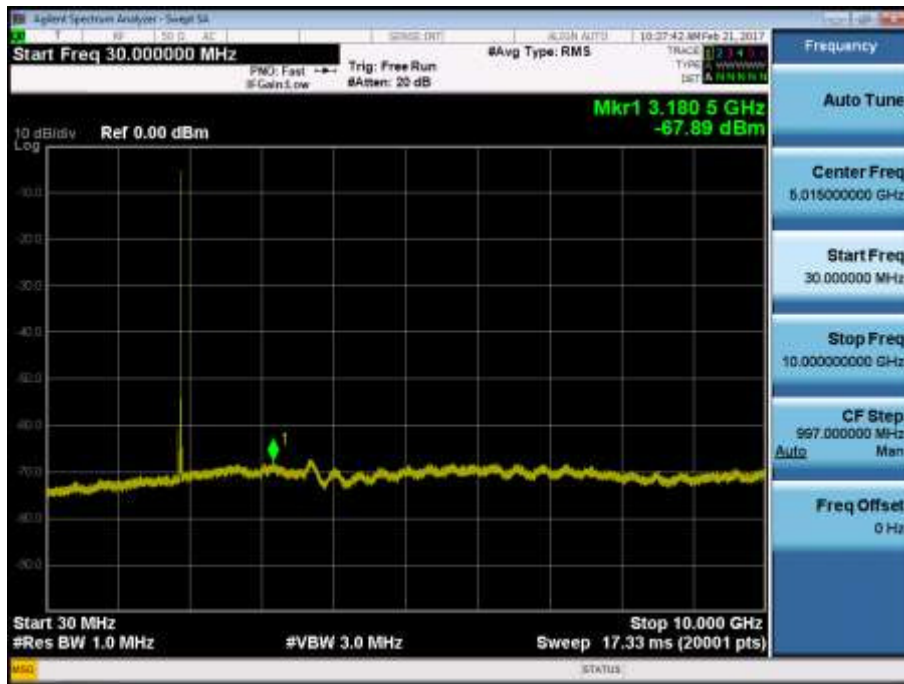
BAND 2. Conducted Spurious_1 (18900ch_20MHz_QPSK_RB 1_0)



BAND 2. Conducted Spurious_2 (18900ch_20MHz_QPSK_RB 1_0)



BAND 2. Conducted Spurious_1 (19100ch_20MHz_QPSK_RB 1_0)



BAND 2. Conducted Spurious_2 (19100ch_20MHz_QPSK_RB 1_0)



BAND 5. Conducted Spurious Plot _1 (20407ch_1.4MHz_QPSK_RB 1_0)



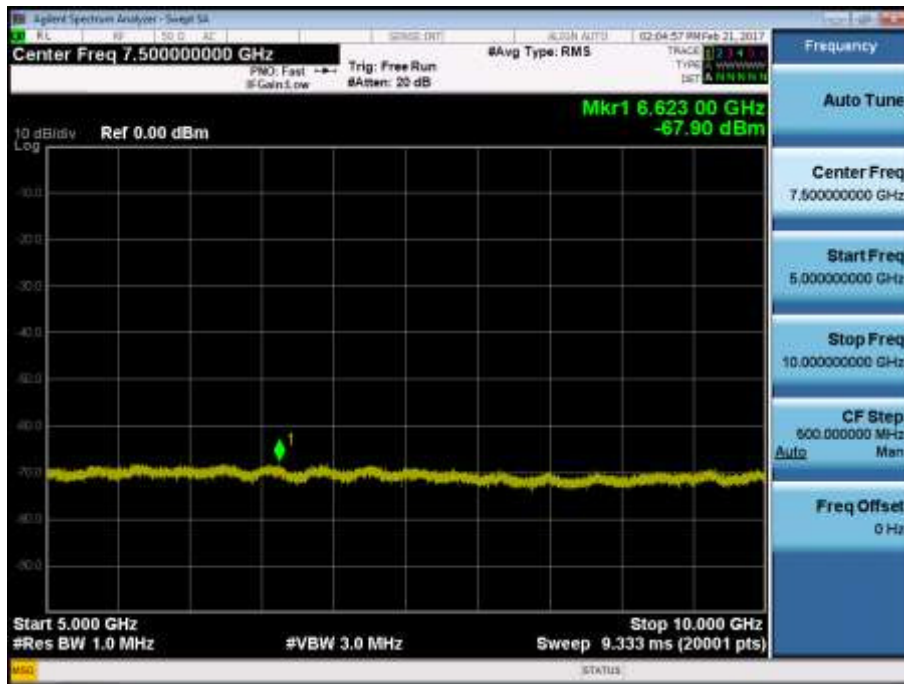
BAND 5. Conducted Spurious Plot _2 (20407ch_1.4MHz_QPSK_RB 1_0)



BAND 5. Conducted Spurious Plot _1 (20525ch_1.4MHz_QPSK_RB 1_0)



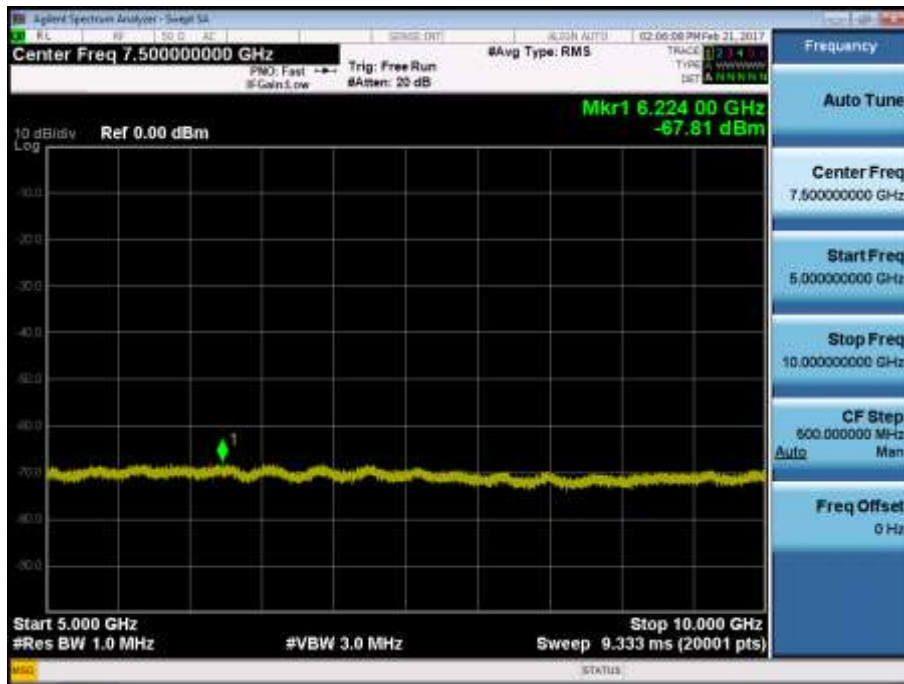
BAND 5. Conducted Spurious Plot _2 (20525ch_1.4MHz_QPSK_RB 1_0)



BAND 5. Conducted Spurious Plot _1 (20643ch_1.4MHz_QPSK_RB 1_0)



BAND 5. Conducted Spurious Plot _2 (20643ch_1.4MHz_QPSK_RB 1_0)



BAND 5. Conducted Spurious Plot _1 (20415ch_3MHz_QPSK_RB 1_0)



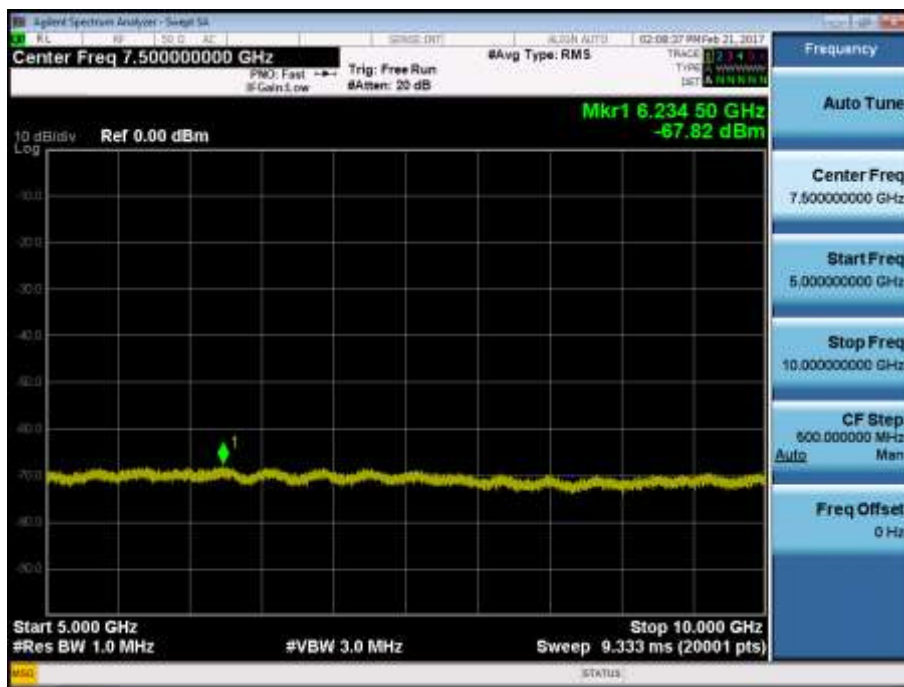
BAND 5. Conducted Spurious Plot _2 (20415ch_3MHz_QPSK_RB 1_0)



BAND 5. Conducted Spurious Plot _1 (20525ch_3MHz_QPSK_RB 1_0)



BAND 5. Conducted Spurious Plot _2 (20525ch_3MHz_QPSK_RB 1_0)



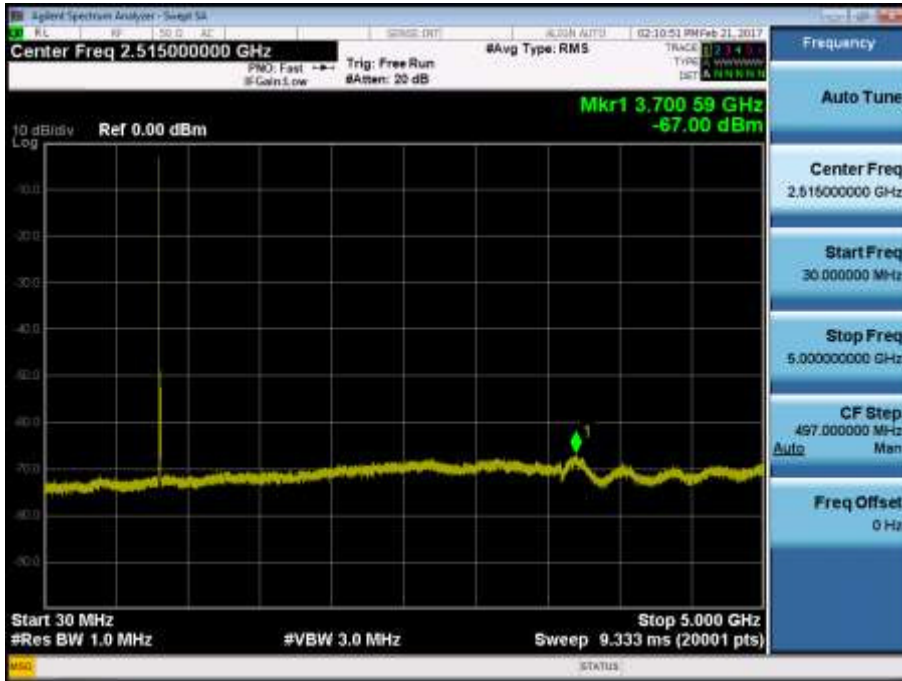
BAND 5. Conducted Spurious Plot _1 (20635ch_3MHz_QPSK_RB 1_0)



BAND 5. Conducted Spurious Plot _2 (20635ch_3MHz_QPSK_RB 1_0)



BAND 5. Conducted Spurious Plot _1 (20425ch_5MHz_QPSK_RB 1_0)



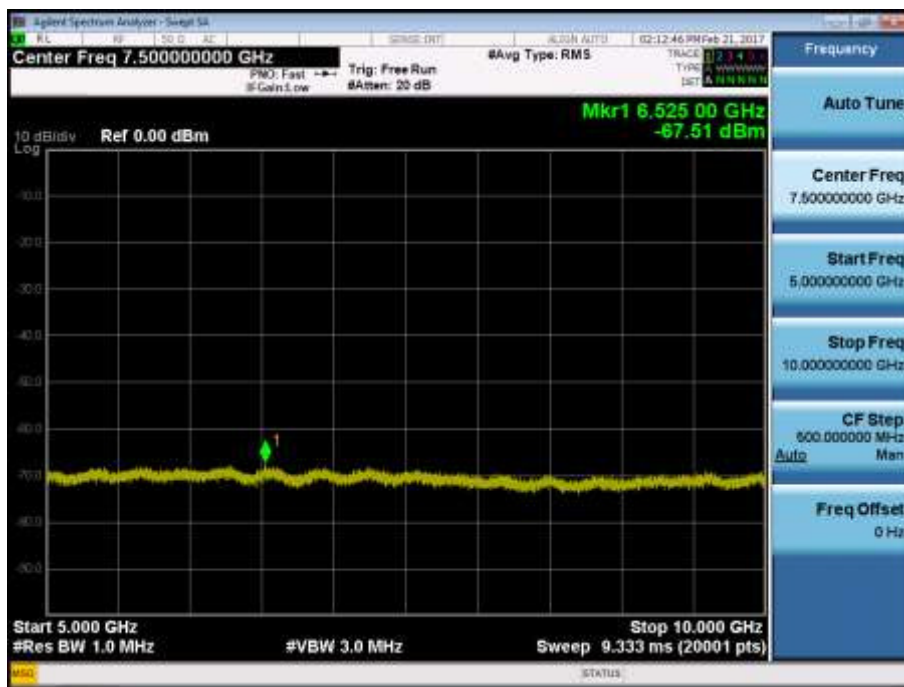
BAND 5. Conducted Spurious Plot _2 (20425ch_5MHz_QPSK_RB 1_0)



BAND 5. Conducted Spurious Plot _1 (20525ch_5MHz_QPSK_RB 1_0)



BAND 5. Conducted Spurious Plot _2 (20525ch_5MHz_QPSK_RB 1_0)



BAND 5. Conducted Spurious Plot _1 (20625ch_5MHz_QPSK_RB 1_0)



BAND 5. Conducted Spurious Plot _2 (20625ch_5MHz_QPSK_RB 1_0)



BAND 5. Conducted Spurious Plot _1 (20450ch_10MHz_QPSK_RB 1_0)



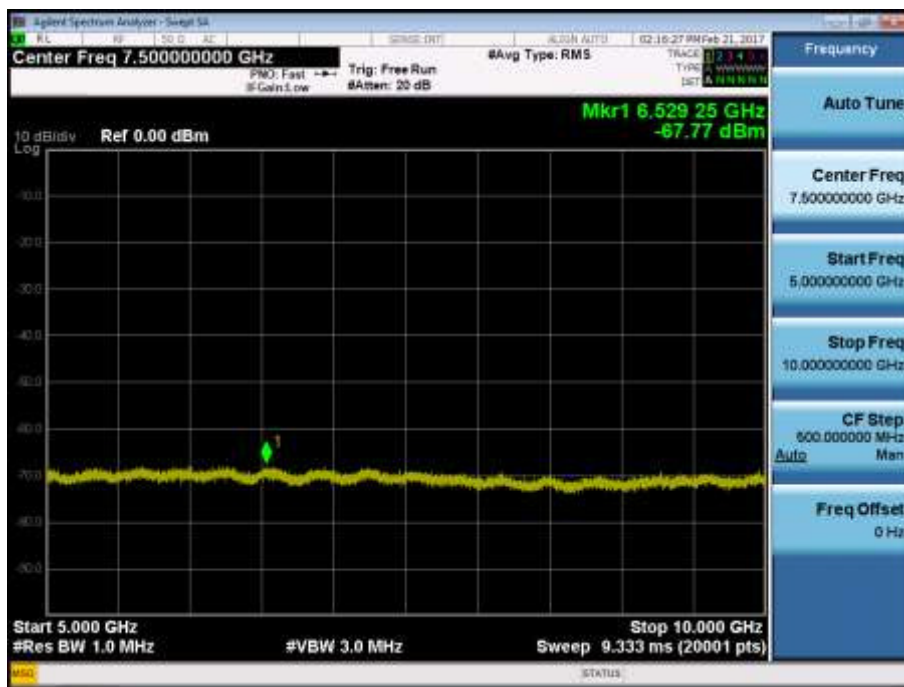
BAND 5. Conducted Spurious Plot _2 (20450ch_10MHz_QPSK_RB 1_0)



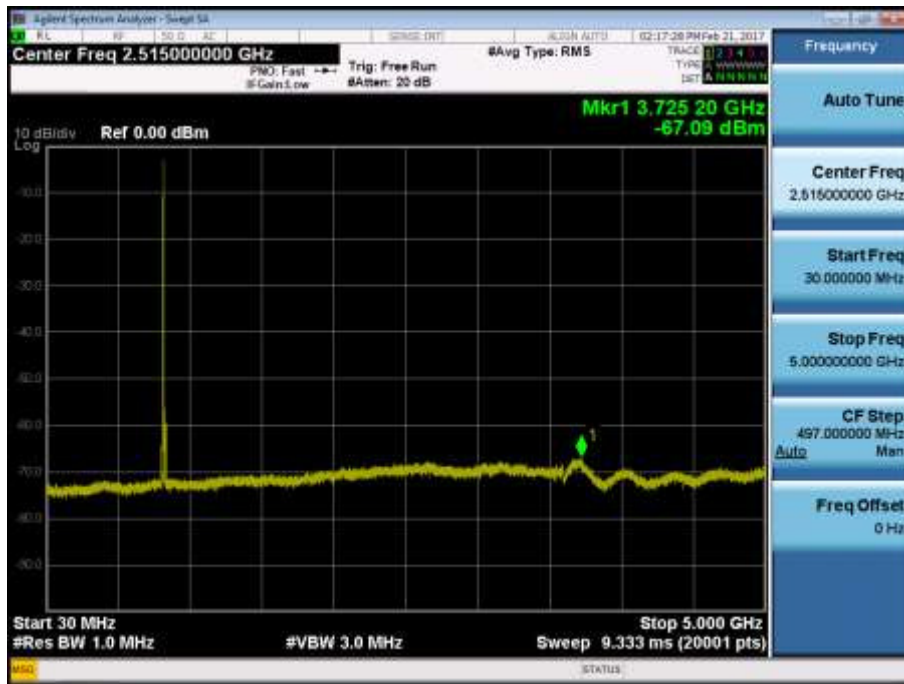
BAND 5. Conducted Spurious Plot _1 (20525ch_10MHz_QPSK_RB 1_0)



BAND 5. Conducted Spurious Plot _2 (20525ch_10MHz_QPSK_RB 1_0)



BAND 5. Conducted Spurious Plot _1 (20600ch_10MHz_QPSK_RB 1_0)



BAND 5. Conducted Spurious Plot _2 (20600ch_10MHz_QPSK_RB 1_0)

