

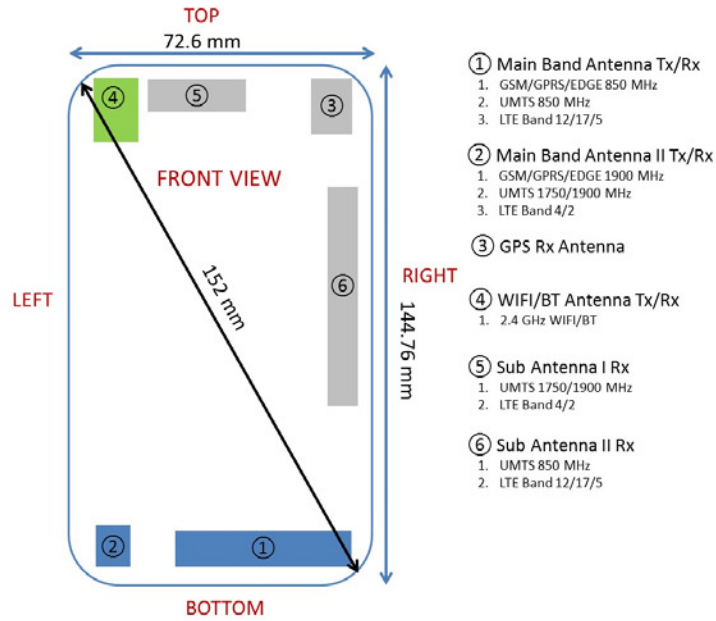




APPENDIX F: DUT ANTENNA DIAGRAM & SAR TEST SETUP PHOTOGRAPHS

FCC ID ZNFM150	 PCTEST PRODUCTION LABORATORY, INC.	SAR EVALUATION REPORT	 LG	Reviewed by: Quality Manager
Test Dates: 11/07/16 - 11/14/16	DUT Type: Portable Handset			APPENDIX F: Page 1 of 8



Note: Exact antenna dimensions and separation distances are shown in the Technical Descriptions in the FCC Filing.

Figure F-1
DUT Antenna Locations



FCC ID ZNFM150	 PCTEST PRODUCTION LABORATORY, INC.	SAR EVALUATION REPORT		Reviewed by: Quality Manager
Test Dates: 11/07/16 - 11/14/16	DUT Type: Portable Handset			APPENDIX F: Page 2 of 8




SAR Test Setup Photo 1: Right Cheek



SAR Test Setup Photo 2: Right Tilt



FCC ID ZNFM150	 <small>PRODUCTION LABORATORY, INC.</small>	SAR EVALUATION REPORT		Reviewed by: Quality Manager
Test Dates: 11/07/16 - 11/14/16	DUT Type: Portable Handset			APPENDIX F: Page 3 of 8




SAR Test Setup Photo 3: Left Cheek




SAR Test Setup Photo 4: Left Tilt



FCC ID ZNFM150		SAR EVALUATION REPORT		Reviewed by: Quality Manager
Test Dates: 11/07/16 - 11/14/16	DUT Type: Portable Handset			APPENDIX F: Page 4 of 8



SAR Test Setup Photo 5: Back Side at 10 mm



SAR Test Setup Photo 6: Front Side at 10 mm



FCC ID ZNFM150		SAR EVALUATION REPORT		Reviewed by: Quality Manager
Test Dates: 11/07/16 - 11/14/16	DUT Type: Portable Handset			APPENDIX F: Page 5 of 8




SAR Test Setup Photo 7: Top Edge at 10 mm




SAR Test Setup Photo 8: Bottom Edge at 10 mm



FCC ID ZNFM150		SAR EVALUATION REPORT		Reviewed by: Quality Manager
Test Dates: 11/07/16 - 11/14/16	DUT Type: Portable Handset			APPENDIX F: Page 6 of 8

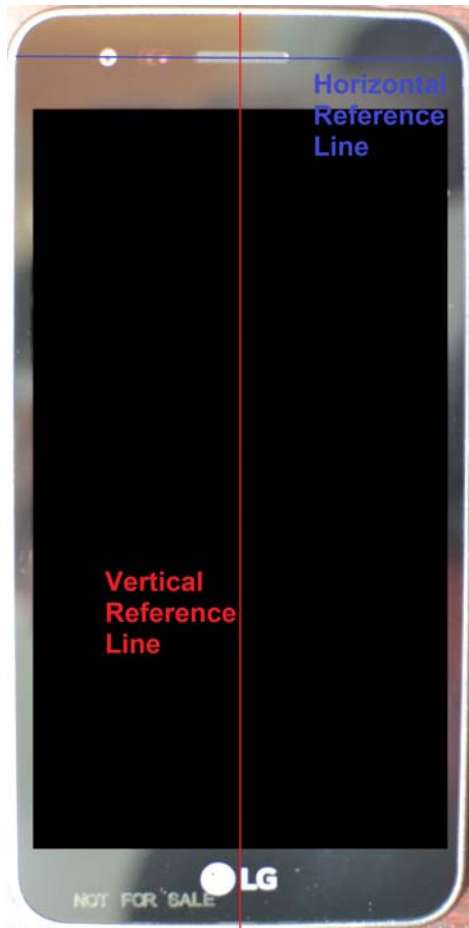


SAR Test Setup Photo 9: Right Edge at 10 mm





SAR Test Setup Photo 10: Left Edge at 10 mm

FCC ID ZNFM150		SAR EVALUATION REPORT		Reviewed by: Quality Manager
Test Dates: 11/07/16 - 11/14/16	DUT Type: Portable Handset			APPENDIX F: Page 7 of 8



SAR Test Setup Photo 11: Horizontal and Vertical Reference Lines

FCC ID ZNFM150		SAR EVALUATION REPORT		Reviewed by: Quality Manager
Test Dates: 11/07/16 - 11/14/16	DUT Type: Portable Handset			APPENDIX F: Page 8 of 8