

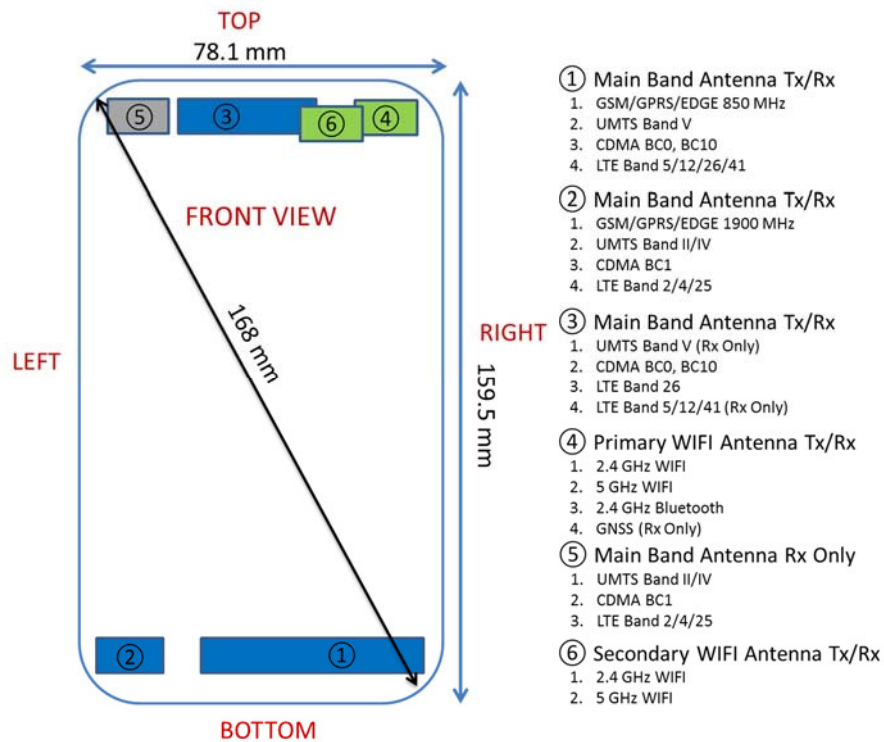


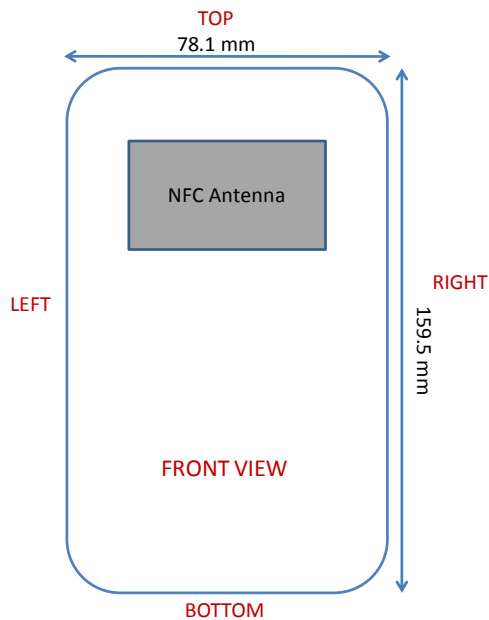
## APPENDIX F: DUT ANTENNA DIAGRAM & SAR TEST SETUP PHOTOGRAPHS

<b>FCC ID:</b> ZNFLS997		<b>SAR EVALUATION REPORT</b>		<b>Reviewed by:</b> Quality Manager
<b>Test Dates:</b> 08/08/16 - 08/22/16	<b>DUT Type:</b> Portable Handset	APPENDIX F: Page 1 of 10		






Note: Exact antenna dimensions and separation distances are shown in the Technical Descriptions in the FCC Filing.

**Figure F-1**  
**DUT Antenna Locations**




**Figure F-2**  
**NFC Antenna Locations**



FCC ID: ZNFLS997		SAR EVALUATION REPORT		Reviewed by: Quality Manager
Test Dates: 08/08/16 - 08/22/16	DUT Type: Portable Handset			APPENDIX F: Page 2 of 10




**SAR Test Setup Photo 1: Right Cheek**




**SAR Test Setup Photo 2: Right Tilt**



<b>FCC ID:</b> ZNFLS997	 <b>PCTEST</b> ENGINEERING LABORATORY, INC.	<b>SAR EVALUATION REPORT</b>	 <b>LG</b>	<b>Reviewed by:</b> Quality Manager
<b>Test Dates:</b> 08/08/16 - 08/22/16	<b>DUT Type:</b> Portable Handset			<b>APPENDIX F:</b> Page 3 of 10




**SAR Test Setup Photo 3: Left Cheek**



**SAR Test Setup Photo 4: Left Tilt**



<b>FCC ID:</b> ZNFLS997		<b>SAR EVALUATION REPORT</b>		<b>Reviewed by:</b> Quality Manager
<b>Test Dates:</b> 08/08/16 - 08/22/16	<b>DUT Type:</b> Portable Handset			<b>APPENDIX F:</b> Page 4 of 10



**SAR Test Setup Photo 5: Back Side at 10 mm**



**SAR Test Setup Photo 6: Back Side at 0 mm**



FCC ID: ZNFLS997		SAR EVALUATION REPORT		Reviewed by: Quality Manager
Test Dates: 08/08/16 - 08/22/16	DUT Type: Portable Handset			APPENDIX F: Page 5 of 10




**SAR Test Setup Photo 7: Front Side at 10 mm**




**SAR Test Setup Photo 8: Front Side at 0 mm**

FCC ID: ZNFLS997		SAR EVALUATION REPORT		Reviewed by: Quality Manager
Test Dates: 08/08/16 - 08/22/16	DUT Type: Portable Handset			APPENDIX F: Page 6 of 10








**SAR Test Setup Photo 9: Top Edge at 10 mm**




**SAR Test Setup Photo 10: Top Edge at 0 mm**



<b>FCC ID:</b> ZNFLS997	 <b>PCTEST</b> ENGINEERING LABORATORY, INC.	<b>SAR EVALUATION REPORT</b>	 <b>LG</b>	<b>Reviewed by:</b> Quality Manager
<b>Test Dates:</b> 08/08/16 - 08/22/16	<b>DUT Type:</b> Portable Handset			<b>APPENDIX F:</b> Page 7 of 10




**SAR Test Setup Photo 11: Bottom Edge at 10 mm**




**SAR Test Setup Photo 12: Right Edge at 10 mm**

FCC ID: ZNFLS997		SAR EVALUATION REPORT		Reviewed by: Quality Manager
Test Dates: 08/08/16 - 08/22/16	DUT Type: Portable Handset			APPENDIX F: Page 8 of 10








**SAR Test Setup Photo 13: Right Edge at 0 mm**





**SAR Test Setup Photo 14: Left Edge at 10 mm**

<b>FCC ID:</b> ZNFLS997		<b>SAR EVALUATION REPORT</b>		<b>Reviewed by:</b> Quality Manager
<b>Test Dates:</b> 08/08/16 - 08/22/16	<b>DUT Type:</b> Portable Handset			<b>APPENDIX F:</b> Page 9 of 10



**SAR Test Setup Photo 15: Horizontal and Vertical Reference Lines**

<b>FCC ID:</b> ZNFLS997		<b>SAR EVALUATION REPORT</b>		<b>Reviewed by:</b> Quality Manager
<b>Test Dates:</b> 08/08/16 - 08/22/16	<b>DUT Type:</b> Portable Handset	APPENDIX F: Page 10 of 10		