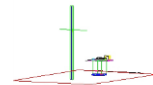


# PCTEST ENGINEERING LABORATORY, INC.

7185 Oakland Mills Road, Columbia, MD 21046 USA

Tel. 410.290.6652 / Fax 410.290.6654

http://www.pctestlab.com



## MEASUREMENT REPORT FCC Part 15.407 UNII 802.11a/n/ac

**Applicant Name:**

LG Electronics MobileComm U.S.A  
1000 Sylvan Avenue  
Englewood Cliffs, NJ 07632  
United States

**Date of Testing:**

7/6-7/20/2016

**Test Site/Location:**

PCTEST Lab, Columbia, MD, USA

**Test Report Serial No.:**

0Y1607051207-R4.ZNF

**FCC ID:** ZNFLS997

**APPLICANT:** LG Electronics MobileComm U.S.A

**Application Type:**

Certification

**Model(s):**

LG-LS997, LGLS997, LS997

**EUT Type:**

Portable Handset

**FCC Classification:**

Unlicensed National Information Infrastructure (UNII)

**FCC Rule Part(s):**

Part 15.407

**Test Procedure(s):**

KDB 789033 D02 v01r02, KDB 662911 D01 v02r01

UNII Band	Channel Bandwidth (MHz)	Tx Frequency (MHz)	Primary Ant.		Secondary Ant.		MIMO/CDD	
			Max. Power (mW)	Max. Power (dBm)	Max. Power (mW)	Max. Power (dBm)	Max. Power (mW)	Max. Power (dBm)
1	20	5180 - 5240	28.510	14.55	N/A for SISO		51.404	17.11
2A		5260 - 5320	30.761	14.88			53.333	17.27
2C		5500 - 5720	27.669	14.42			50.234	17.01
3		5745 - 5825	28.576	14.56			51.761	17.14
1	40	5190 - 5230	23.388	13.69			40.528	16.08
2A		5270 - 5310	21.827	13.39			40.448	16.07
2C		5510 - 5710	25.003	13.98			43.495	16.38
3		5755 - 5795	24.210	13.84			42.917	16.33
1	80	5210	13.243	11.22			22.597	13.54
2A		5290	12.764	11.06			22.425	13.51
2C		5530 - 5690	18.707	12.72			32.996	15.18
3		5775	18.365	12.64			34.033	15.32

This equipment has been shown to be capable of compliance with the applicable technical standards as indicated in the measurement report and was tested in accordance with the measurement procedures specified in KDB 789033 D02 v01r02. Test results reported herein relate only to the item(s) tested.

This revised Test Report (S/N: 0Y1607051207-R4.ZNF) supersedes and replaces the previously issued test report (S/N: 0Y1607051207-R3.ZNF) on the same subject device for the same type of testing as indicated. Please discard or destroy the previously issued test report(s) and dispose of it accordingly.

I attest to the accuracy of data. All measurements reported herein were performed by me or were made under my supervision and are correct to the best of my knowledge and belief. I assume full responsibility for the completeness of these measurements and vouch for the qualifications of all persons taking them.



Randy Ortaez  
President

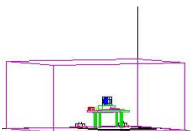


<b>FCC ID:</b> ZNFLS997		<b>FCC Pt. 15.407 802.11a/n/ac UNII MEASUREMENT REPORT (CERTIFICATION)</b>		<b>Reviewed by:</b> Quality Manager
<b>Test Report S/N:</b> 0Y1607051207-R4.ZNF	<b>Test Dates:</b> 7/6-7/20/2016	<b>EUT Type:</b> Portable Handset		Page 1 of 196

# TABLE OF CONTENTS


FCC PART 15.407 MEASUREMENT REPORT .....	3
1.0 INTRODUCTION .....	4
1.1 Scope .....	4
1.2 PCTEST Test Location .....	4
2.0 PRODUCT INFORMATION .....	5
2.1 Equipment Description .....	5
2.2 Device Capabilities .....	5
2.3 Test Configuration .....	6
2.4 EMI Suppression Device(s)/Modifications .....	6
3.0 DESCRIPTION OF TESTS .....	7
3.1 Evaluation Procedure .....	7
3.2 AC Line Conducted Emissions .....	7
3.3 Radiated Emissions .....	8
3.4 Environmental Conditions .....	8
4.0 ANTENNA REQUIREMENTS .....	9
5.0 MEASUREMENT UNCERTAINTY .....	10
6.0 TEST EQUIPMENT CALIBRATION DATA .....	11
7.0 TEST RESULTS .....	12
7.1 Summary .....	12
7.2 26dB Bandwidth Measurement – 802.11a/n/ac .....	13
7.3 6dB Bandwidth Measurement – 802.11a/n/ac .....	46
7.4 UNII Output Power Measurement – 802.11a/n/ac .....	57
7.5 Maximum Power Spectral Density – 802.11a/n/ac .....	65
7.6 Frequency Stability .....	109
7.7 Radiated Spurious Emission Measurements – Above 1GHz .....	113
7.7.1 Primary Antenna Radiated Spurious Emission Measurements .....	116
7.7.2 Secondary Antenna Radiated Spurious Emission Measurements .....	127
7.7.3 Primary Antenna Radiated Band Edge Measurements (20MHz BW) .....	138
7.7.4 Primary Antenna Radiated Band Edge Measurements (40MHz BW) .....	142
7.7.5 Primary Antenna Radiated Band Edge Measurements (80MHz BW) .....	146
7.7.6 Secondary Antenna Radiated Band Edge Measurements (20MHz BW) .....	150
7.7.7 Secondary Antenna Radiated Band Edge Measurements (40MHz BW) .....	154
7.7.8 Secondary Antenna Radiated Band Edge Measurements (80MHz BW) .....	158
7.7.9 MIMO Radiated Band Edge Measurements (20MHz BW) .....	162
7.7.10 MIMO Radiated Band Edge Measurements (40MHz BW) .....	166
7.7.11 MIMO Radiated Band Edge Measurements (80MHz BW) .....	170
7.8 Radiated Spurious Emissions Measurements – Below 1GHz .....	174
7.9 Line-Conducted Test Data .....	179
8.0 CONCLUSION .....	189
Appendix A. 802.11a Dual Tx .....	190
A.3 Power Spectral Density .....	192
A.4 Dual Tx Radiated Restricted Band Edge Measurements .....	193

<b>FCC ID:</b> ZNFLS997		<b>FCC Pt. 15.407 802.11a/n/ac UNII MEASUREMENT REPORT (CERTIFICATION)</b>		<b>Reviewed by:</b> Quality Manager
<b>Test Report S/N:</b> 0Y1607051207-R4.ZNF	<b>Test Dates:</b> 7/6-7/20/2016	<b>EUT Type:</b> Portable Handset	Page 2 of 196	



# MEASUREMENT REPORT

## FCC Part 15.407



### § 2.1033 General Information

**APPLICANT:** LG Electronics MobileComm U.S.A

**APPLICANT ADDRESS:** 1000 Sylvan Avenue  
Englewood Cliffs, NJ 07632, United States

**TEST SITE:** PCTEST ENGINEERING LABORATORY, INC.

**TEST SITE ADDRESS:** 7185 Oakland Mills Road, Columbia, MD 21046 USA

**FCC RULE PART(S):** Part 15.407

**BASE MODEL:** LG-LS997

**FCC ID:** ZNFLS997

**FCC CLASSIFICATION:** Unlicensed National Information Infrastructure (UNII)


**Test Device Serial No.:** 00339, 00362, 00354 ☐ Production ☒ Pre-Production ☐ Engineering

**DATE(S) OF TEST:** 7/6-7/20/2016


**TEST REPORT S/N:** 0Y1607051207-R4.ZNF



### Test Facility / Accreditations

Measurements were performed at PCTEST Engineering Lab located in Columbia, MD 21046, U.S.A.



- PCTEST facility is an FCC registered (PCTEST Reg. No. 159966) test facility with the site description report on file and has met all the requirements specified in Section 2.948 of the FCC Rules and Industry Canada (2451B-1).
- PCTEST Lab is accredited to ISO 17025 by U.S. National Institute of Standards and Technology (NIST) under the National Voluntary Laboratory Accreditation Program (NVLAP Lab code: 100431-0) in EMC, FCC and Telecommunications.
- PCTEST Lab is accredited to ISO 17025-2005 by the American Association for Laboratory Accreditation (A2LA) in Specific Absorption Rate (SAR) testing, Hearing Aid Compatibility (HAC) testing, CTIA Test Plans, and wireless testing for FCC and Industry Canada Rules.
- PCTEST Lab is a recognized U.S. Conformity Assessment Body (CAB) in EMC and R&TTE (n.b. 0982) under the U.S.-EU Mutual Recognition Agreement (MRA).
- PCTEST TCB is a Telecommunication Certification Body (TCB) accredited to ISO/IEC Guide 65 by the American National Standards Institute (ANSI) in all scopes of FCC Rules and Industry Canada Standards (RSS).
- PCTEST facility is an IC registered (2451B-1) test laboratory with the site description on file at Industry Canada.
- PCTEST is a CTIA Authorized Test Laboratory (CATL) for AMPS, CDMA, and EvDO wireless devices and for Over-the-Air (OTA) Antenna Performance testing for AMPS, CDMA, GSM, GPRS, EGPRS, UMTS (W-CDMA), CDMA 1xEVDO, and CDMA 1xRTT.



<b>FCC ID:</b> ZNFLS997		<b>FCC Pt. 15.407 802.11a/n/ac UNII MEASUREMENT REPORT (CERTIFICATION)</b>		<b>Reviewed by:</b> Quality Manager
<b>Test Report S/N:</b> 0Y1607051207-R4.ZNF	<b>Test Dates:</b> 7/6-7/20/2016	<b>EUT Type:</b> Portable Handset		Page 3 of 196

## 1.0 INTRODUCTION

### 1.1 Scope

Measurement and determination of electromagnetic emissions (EMC) of radio frequency devices including intentional and/or unintentional radiators for compliance with the technical rules and regulations of the Federal Communications Commission and the Industry Canada Certification and Engineering Bureau.

### 1.2 PCTEST Test Location

The map below shows the location of the PCTEST LABORATORY, its proximity to the FCC Laboratory, the Columbia vicinity, the Baltimore-Washington Intern'l (BWI) airport, the city of Baltimore and the Washington, DC area. (See Figure 1-1).

These measurement tests were conducted at the PCTEST Engineering Laboratory, Inc. facility located at 7185 Oakland Mills Road, Columbia, MD 21046. The site coordinates are 39° 10'23" N latitude and 76° 49'50" W longitude. The facility is 0.4 miles North of the FCC laboratory, and the ambient signal and ambient signal strength are approximately equal to those of the FCC laboratory. The detailed description of the measurement facility was found to be in compliance with the requirements of § 2.948 according to ANSI C63.4-2014 on January 22, 2015.

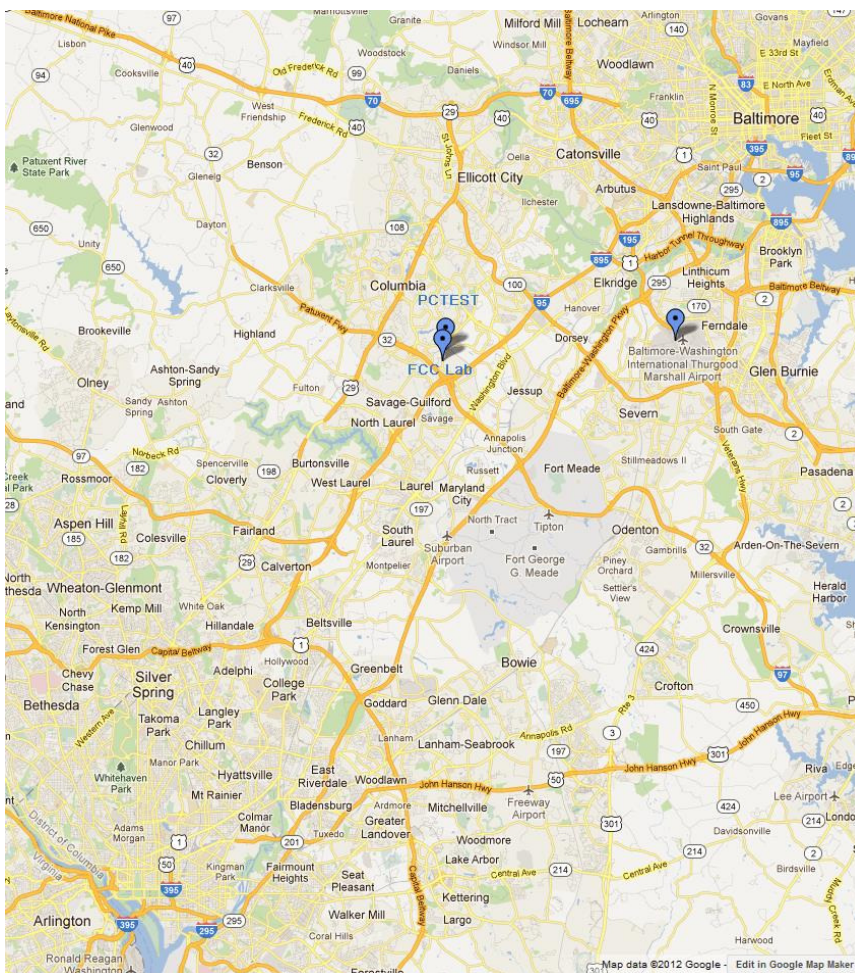


Figure 1-1. Map of the Greater Baltimore and Metropolitan Washington, D.C. area

FCC ID: ZNFLS997	<b>PCTEST</b> ENGINEERING LABORATORY, INC.	FCC Pt. 15.407 802.11a/n/ac UNII MEASUREMENT REPORT (CERTIFICATION)	<b>LG</b>	Reviewed by: Quality Manager
Test Report S/N: 0Y1607051207-R4.ZNF	Test Dates: 7/6-7/20/2016	EUT Type: Portable Handset		Page 4 of 196

## 2.0 PRODUCT INFORMATION

### 2.1 Equipment Description

The Equipment Under Test (EUT) is the **LG Portable Handset FCC ID: ZNFLS997**. The test data contained in this report pertains only to the emissions due to the EUT's UNII transmitter.

### 2.2 Device Capabilities

This device contains the following capabilities:

850/1900 CDMA/EvDO Rev0/A, 1x Advanced (BC0, BC1, BC10), 850/1900 GSM/GPRS/EDGE, 850/1700/1900 WCDMA/HSPA, Multi-band LTE, 802.11b/g/n/ac WLAN, 802.11a/n/ac UNII, Bluetooth (1x, EDR, LE), NFC

Band 1		Band 2A		Band 2C		Band 3	
Ch.	Frequency (MHz)	Ch.	Frequency (MHz)	Ch.	Frequency (MHz)	Ch.	Frequency (MHz)
36	5180	52	5260	100	5500	149	5745
:	:	:	:	:	:	:	:
42	5210	56	5280	116	5580	157	5785
:	:	:	:	:	:	:	:
48	5240	64	5320	144	5720	165	5825



Table 2-1. 802.11a / 802.11n / 802.11ac (20MHz) Frequency / Channel Operations

Ch.	Frequency (MHz)	Ch.	Frequency (MHz)	Ch.	Frequency (MHz)	Ch.	Frequency (MHz)
38	5190	54	5270	102	5510	151	5755
:	:	:	:	:	:	:	:
46	5230	62	5310	118	5590	159	5795
				:	:		
				142	5710		

Table 2-2. 802.11n / 802.11ac (40MHz BW) Frequency / Channel Operations

Band 1		Band 2A		Band 2C		Band 3	
Ch.	Frequency (MHz)	Ch.	Frequency (MHz)	Ch.	Frequency (MHz)	Ch.	Frequency (MHz)
42	5210	58	5290	106	5530	155	5775
				:	:		
				138	5690		

Table 2-3. 802.11ac (80MHz BW) Frequency / Channel Operations

FCC ID: ZNFLS997		FCC Pt. 15.407 802.11a/n/ac UNII MEASUREMENT REPORT (CERTIFICATION)				Reviewed by: Quality Manager
Test Report S/N: 0Y1607051207-R4.ZNF	Test Dates: 7/6-7/20/2016	EUT Type: Portable Handset				Page 5 of 196



## Notes:

- 5GHz NII operation is possible in 20MHz, and 40MHz, and 80MHz channel bandwidths. The maximum achievable duty cycles for all modes were determined based on measurements performed on a spectrum analyzer in zero-span mode with RBW = 8MHz, VBW = 50MHz, and detector = peak per the guidance of Section B)2)b) of KDB 789033 D02 v01r02. The RBW and VBW were both greater than 50/T, where T is the minimum transmission duration, and the number of sweep points across T was greater than 100. The duty cycles are as follows:

Maximum Achievable Duty Cycles				
802.11 Mode/Band		Duty Cycle [%]		
		Primary Antenna	Secondary Antenna	MIMO
5GHz	a	99.4	99.4	N/A
	n (HT20)	99.3	99.3	99.3
	ac (HT20)	99.3	99.3	99.3
	n (HT40)	99.3	99.3	99.2
	ac (HT40)	99.3	99.3	99.2
	ac (HT80)	98.4	98.4	98.5

- The device employs MIMO technology. Below are the possible configurations.

WiFi Configurations		SISO		SDM		CDD	
		Primary Antenna	Secondary Antenna	Primary Antenna	Secondary Antenna	Primary Antenna	Secondary Antenna
5GHz	11a	✓	✗	✗	✗	✓	✓
	11n/ac	✓	✗	✓	✓	✓	✓

**Table 2-4. Frequency / Channel Operations**

✓ = Support ; ✗ = NOT Support

**SISO** = Single Input Single Output

**SDM** = Spatial Diversity Multiplexing – MIMO function

**CDD** – Cyclic Delay Diversity – 2Tx Function

Data Rate(s) Tested: 6, 9, 12, 18, 24, 36, 48, 54Mbps (802.11a)

6.5/7.2, 13/14.4, 19.5/21.7, 26/28.9, 39/43.3, 52/57.8, 58.5/65, 65/72.2 (n – 20MHz)

13.5/15, 27/30, 40.5/45, 54/60, 81/90, 108/120, 121.5/135, 135/150 (n – 40MHz BW)

29.3/32.5, 58.5/65, 87.8/97.5, 117/130, 175.5/195, 234/260, 263.3/292.5, 292.5/325,


351/390, 390/433.3 (ac – 80MHz BW)

## 2.3 Test Configuration

The LG Portable Handset FCC ID: ZNFLS997 was tested per the guidance of KDB 789033 D02 v01r02. ANSI C63.10-2013 was used to reference the appropriate EUT setup for radiated spurious emissions testing and AC line conducted testing. See Sections 3.2 for AC line conducted emissions test setups, 3.3 for radiated emissions test setups, and 7.2, 7.3, 7.4, and 7.5 for antenna port conducted emissions test setups.

## 2.4 EMI Suppression Device(s)/Modifications

No EMI suppression device(s) were added and/or no modifications were made during testing.

FCC ID: ZNFLS997		FCC Pt. 15.407 802.11a/n/ac UNII MEASUREMENT REPORT (CERTIFICATION)		Reviewed by: Quality Manager
Test Report S/N: 0Y1607051207-R4.ZNF	Test Dates: 7/6-7/20/2016	EUT Type: Portable Handset	Page 6 of 196	

## 3.0 DESCRIPTION OF TESTS

### 3.1 Evaluation Procedure

The measurement procedures described in the American National Standard of Procedures for Compliance Testing of Unlicensed Wireless Devices (ANSI C63.10-2013) and the guidance provided in KDB 789033 D02 v01r02 were used in the measurement of **LG Portable Handset FCC ID: ZNFLS997**.

Deviation from measurement procedure.....None



### 3.2 AC Line Conducted Emissions

The line-conducted facility is located inside a 10'x16'x9' shielded enclosure. The shielded enclosure is manufactured by ETS Lindgren RF Enclosures. The shielding effectiveness of the shielded room is in accordance with MIL-Std-285 or NSA 65-5. A 1m x 1.5m wooden table 80cm high is placed 40cm away from the vertical wall and 80cm away from the sidewall of the shielded room. Two 10kHz-30MHz, 50Ω/50μH Line-Impedance Stabilization Networks (LISNs) are bonded to the shielded room floor. Power to the LISNs is filtered by external high-current high-insertion loss power line filters. The external power line filter is an ETS Lindgren Model LPRX-4X30 (100dB Attenuation, 14kHz-18GHz) and the two EMI/RFI filters are ETS Lindgren Model LRW-2030-S1 (100dB Minimum Insertion Loss, 14kHz – 10GHz). These filters attenuate ambient signal noise from entering the measurement lines. These filters are also bonded to the shielded enclosure.

The EUT is powered from one LISN and the support equipment is powered from the second LISN. If the EUT is a DC-powered device, power will be derived from the source power supply it normally will be powered from and this supply line(s) will be connected to the second LISN. All interconnecting cables more than 1 meter were shortened to a 1 meter length by non-inductive bundling (serpentine fashion) and draped over the back edge of the test table. All cables were at least 40cm above the horizontal reference groundplane. Power cables for support equipment were routed down to the second LISN while ensuring that that cables were not draped over the second LISN.

Sufficient time for the EUT, support equipment, and test equipment was allowed in order for them to warm up to their normal operating condition. The RF output of the LISN was connected to the spectrum analyzer and exploratory measurements were made to determine the frequencies producing the maximum emission from the EUT. The spectrum was scanned from 150kHz to 30MHz with a spectrum analyzer. The detector function was set to peak mode for exploratory measurements while the bandwidth of the analyzer was set to 10kHz. The EUT, support equipment, and interconnecting cables were arranged and manipulated to maximize each emission. Once the worst case emissions have been identified, the one EUT cable configuration/arrangement and mode of operation that produced these emissions is used for final measurements on the same test site. The analyzer is set to CISPR quasi-peak and average detectors with a 9kHz resolution bandwidth for final measurements.

Line conducted emissions test results are shown in Section 7.9. The EMI Receiver mode of the Agilent MXE was used to perform AC line conducted emissions testing.

FCC ID: ZNFLS997		FCC Pt. 15.407 802.11a/n/ac UNII MEASUREMENT REPORT (CERTIFICATION)		Reviewed by: Quality Manager
Test Report S/N: 0Y1607051207-R4.ZNF	Test Dates: 7/6-7/20/2016	EUT Type: Portable Handset		Page 7 of 196

### 3.3 Radiated Emissions



The radiated test facilities consisted of an indoor 3 meter semi-anechoic chamber used for final measurements and exploratory measurements, when necessary. The measurement area is contained within the semi-anechoic chamber which is shielded from any ambient interference. The test site inside the chamber is a 6m x 5.2m elliptical, obstruction-free area in accordance with Figure 5.7 of Clause 5 in ANSI C63.4-2014. A raised turntable is used for radiated measurement. It is a continuously rotatable, remote-controlled, metallic turntable and 2 meters (6.56 ft.) in diameter. The turn table is flush with the raised floor of the chamber in order to maintain its function as a ground plane. Absorbers are arranged on the floor between the turn table and the antenna mast in such a way so as to maximize the reduction of reflections for measurements above 1GHz. A 72.4cm high PVC support structure is placed on top of the turntable. A 3" (~7.6cm) sheet of high density polystyrene is used as the table top and is placed on top of the PVC supports to bring the total height of the table to 80cm. For measurements above 1GHz, a high density expanded polystyrene block is placed on top of the test table to bring the total table height to 1.5m.

For all measurements, the spectrum was scanned through all EUT azimuths and from 1 to 4 meter receive antenna height using a broadband antenna from 30MHz up to the upper frequency shown in 15.33(b)(1) depending on the highest frequency generated or used in the device or on which the device operates or tunes. For frequencies above 1GHz, linearly polarized double ridge horn antennas were used. For frequencies below 30MHz, a calibrated loop antenna was used. When exploratory measurements were necessary, they were performed at 1 meter test distance inside the semi-anechoic chamber using broadband antennas, broadband amplifiers, and spectrum analyzers to determine the frequencies and modes producing the maximum emissions. Sufficient time for the EUT, support equipment, and test equipment was allowed in order for them to warm up to their normal operating condition. The test set-up was placed on top of the 1 x 1.5 meter table. The EUT, support equipment, and interconnecting cables were arranged and manipulated to maximize each emission. Appropriate precaution was taken to ensure that all emissions from the EUT were maximized and investigated. The system configuration, mode of operation, turntable azimuth, and receive antenna height was noted for each frequency found.

Final measurements were made in the semi-anechoic chamber using calibrated, linearly polarized broadband and horn antennas. The test setup was configured to the setup that produced the worst case emissions. The spectrum analyzer was set to investigate all frequencies required for testing to compare the highest radiated disturbances with respect to the specified limits. The turntable containing the EUT was rotated through 360 degrees and the height of the receive antenna was varied 1 to 4 meters and stopped at the azimuth and height producing the maximum emission. Each emission was maximized by changing the orientation of the EUT through three orthogonal planes and changing the polarity of the receive antenna, whichever produced the worst-case emissions.

### 3.4 Environmental Conditions

The temperature is controlled within range of 15°C to 35°C. The relative humidity is controlled within range of 10% to 75%. The atmospheric pressure is monitored within the range 86-106kPa (860-1060mbar).

<b>FCC ID:</b> ZNFLS997		<b>FCC Pt. 15.407 802.11a/n/ac UNII MEASUREMENT REPORT (CERTIFICATION)</b>		<b>Reviewed by:</b> Quality Manager
<b>Test Report S/N:</b> 0Y1607051207-R4.ZNF	<b>Test Dates:</b> 7/6-7/20/2016	<b>EUT Type:</b> Portable Handset	Page 8 of 196	



## 4.0 ANTENNA REQUIREMENTS



### Excerpt from §15.203 of the FCC Rules/Regulations:

"An intentional radiator antenna shall be designed to ensure that no antenna other than that furnished by the responsible party can be used with the device. The use of a permanently attached antenna or of an antenna that uses a unique coupling to the intentional radiator shall be considered sufficient to comply with the provisions of this section."

- The antennas of the Portable Handset are **permanently attached**.
- There are no provisions for connection to an external antenna.

### Conclusion:



The **LG Portable Handset FCC ID: ZNFLS997** unit complies with the requirement of §15.203.

<b>FCC ID:</b> ZNFLS997		<b>FCC Pt. 15.407 802.11a/n/ac UNII MEASUREMENT REPORT (CERTIFICATION)</b>		<b>Reviewed by:</b> Quality Manager
<b>Test Report S/N:</b> 0Y1607051207-R4.ZNF	<b>Test Dates:</b> 7/6-7/20/2016	<b>EUT Type:</b> Portable Handset		Page 9 of 196

## 5.0 MEASUREMENT UNCERTAINTY

The measurement uncertainties shown below were calculated in accordance with the requirements of ANSI C63.4-2014. All measurement uncertainty values are shown with a coverage factor of  $k = 2$  to indicate a 95% level of confidence. The measurement data shown herein meets or exceeds the  $U_{\text{CISPR}}$  measurement uncertainty values specified in CISPR 16-4-2 and, thus, can be compared directly to specified limits to determine compliance.

Contribution	Expanded Uncertainty ( $\pm$ dB)
Conducted Bench Top Measurements	1.13
Line Conducted Disturbance	3.09
Radiated Disturbance (<1GHz)	4.98
Radiated Disturbance (>1GHz)	5.07
Radiated Disturbance (>18GHz)	5.09

FCC ID: ZNFLS997		FCC Pt. 15.407 802.11a/n/ac UNII MEASUREMENT REPORT (CERTIFICATION)		Reviewed by: Quality Manager
Test Report S/N: 0Y1607051207-R4.ZNF	Test Dates: 7/6-7/20/2016	EUT Type: Portable Handset		Page 10 of 196

## 6.0 TEST EQUIPMENT CALIBRATION DATA


Test Equipment Calibration is traceable to the National Institute of Standards and Technology (NIST). The receive antennas were calibrated according to C63.5.

Manufacturer	Model	Description	Cal Date	Cal Interval	Cal Due	Serial Number
-	WL25-1	Conducted Cable Set (25GHz)	10/8/2015	Annual	10/8/2016	WL25-1
-	RE1	Radiated Emissions Cable Set (UHF/EHF)	7/11/2016	Annual	7/11/2017	RE1
Agilent	E4448A	PSA (3Hz-50GHz) Spectrum Analyzer	3/1/2016	Annual	3/1/2017	US42510244
Agilent	N9020A	MXA Signal Analyzer	11/5/2015	Annual	11/5/2016	US46470561
Agilent	N9038A	MXE EMI Receiver	4/21/2016	Annual	4/21/2017	MY51210133
Emco	3116	Horn Antenna (18 - 40GHz)	3/27/2015	Triennial	3/27/2018	9203-2178
ETS Lindgren	3117	1-18 GHz DRG Horn (Medium)	4/26/2016	Biennial	4/26/2018	125518
Pasternack	NMLC-1	Line Conducted Emissions Cable (NM)	4/28/2015	Biennial	4/28/2017	NMLC-1
PCTEST	-	EMC Switch System	7/6/2016	Annual	7/6/2017	NM2
Rohde & Schwarz	ESU40	EMI Test Receiver (40GHz)	7/17/2015	Annual	7/17/2016	100348
Rohde & Schwarz	ESU40	EMI Test Receiver (40GHz)	7/15/2016	Annual	7/15/2017	100348
Rohde & Schwarz	FSW67	Signal / Spectrum Analyzer	8/2/2015	Annual	8/2/2016	103200
Rohde & Schwarz	TS-PR26	18-26.5 GHz Pre-Amplifier	3/7/2016	Annual	3/7/2017	100040
Seekonk	NC-100	Torque Wrench 5/16", 8" lbs	3/2/2016	Biennial	3/2/2018	N/A
Solar Electronics	8012-50-R-24-BNC	Line Impedance Stabilization Network	7/30/2015	Biennial	7/30/2017	310233
Sunol	JB5	Bi-Log Antenna (30M - 5GHz)	3/14/2016	Biennial	3/14/2018	A051107

**Table 6-1. Annual Test Equipment Calibration Schedule**

**Note:**

For equipment listed above that has a calibration date or calibration due date that falls within the test date range, care was taken to ensure that this equipment was used after the calibration date and before the calibration due date.

FCC ID: ZNFLS997		FCC Pt. 15.407 802.11a/n/ac UNII MEASUREMENT REPORT (CERTIFICATION)		Reviewed by: Quality Manager
Test Report S/N: 0Y1607051207-R4.ZNF	Test Dates: 7/6-7/20/2016	EUT Type: Portable Handset		Page 11 of 196

## 7.0 TEST RESULTS

### 7.1 Summary



Company Name: LG Electronics MobileComm U.S.A  
 FCC ID: ZNFLS997  
 Method/System: Unlicensed National Information Infrastructure (UNII)

FCC Part Section(s)	Test Description	Test Limit	Test Condition	Test Result	Reference
<b>TRANSMITTER MODE (TX)</b>					
N/A	26dB Bandwidth	N/A	CONDUCTED	PASS	Section 7.2
15.407(e)	6dB Bandwidth	>500kHz(5725-5850MHz)		PASS	Section 7.3
15.407 (a.1)	Maximum Conducted Output Power	< 250mW (23.98dBm) (5150-5250MHz) < 11 + 10log10(B) dBm (5250-5350MHz) < 11 + 10log10(B) dBm (5470-5725MHz) < 1W (30dBm) (5725-5850MHz)		PASS	Section 7.4
15.407 (a.1), (5)	Maximum Power Spectral Density	< 11 dBm/MHz (5150-5250MHz, 5250-5350MHz, 5470-5725MHz) < 30 dBm/500kHz (5725-5850MHz)		PASS	Section 7.5
15.407(g)	Frequency Stability	N/A		PASS	Section 7.6
15.407(h)	Dynamic Frequency Selection	See DFS Test Report		PASS	See DFS Test Report
15.407(b.1), (2),(3)	Undesirable Emissions	< -27 dBm/MHz EIRP (outside 5150-5350MHz, 5470-5725MHz, 5715-5860MHz) < -17 dBm/MHz EIRP (within 5715-5725MHz and 5850-5860MHz)	RADIATED	PASS	Section 7.7
15.205, 15.407(b.1), (5), (6)	General Field Strength Limits (Restricted Bands and Radiated Emission Limits)	Emissions in restricted bands must meet the radiated limits detailed in 15.209		PASS	Section 7.7, 7.8
15.407	AC Conducted Emissions 150kHz – 30MHz	< FCC 15.207 limits	LINE CONDUCTED	PASS	Section 7.9

**Table 7-1. Summary of Test Results**

#### Notes:

- 1) All channels, modes, and modulations/data rates were investigated among all UNII bands. The test results shown in the following sections represent the worst case emissions.
- 2) The analyzer plots shown in this section were all taken with a correction table loaded into the analyzer. The correction table was used to account for the losses of the cables and attenuators used as part of the system to connect the EUT to the analyzer at all frequencies of interest.
- 3) All antenna port conducted emissions testing was performed on a test bench with the antenna port of the EUT connected to the spectrum analyzer through calibrated cables and attenuators.
- 4) For conducted spurious emissions, automated test software was used to measure emissions and capture the corresponding plots necessary to show compliance. The measurement software utilized is PCTEST "UNII Automation," Version 4.2.
- 5) For radiated band edge, automated test software was used to measure emissions and capture the corresponding plots necessary to show compliance. The measurement software utilized is PCTEST "Chamber Automation," Version 1.1.2.
- 6) Additional testing was performed on the secondary antenna.

FCC ID: ZNFLS997		FCC Pt. 15.407 802.11a/n/ac UNII MEASUREMENT REPORT (CERTIFICATION)		Reviewed by: Quality Manager
Test Report S/N: 0Y1607051207-R4.ZNF	Test Dates: 7/6-7/20/2016	EUT Type: Portable Handset	Page 12 of 196	

## 7.2 26dB Bandwidth Measurement – 802.11a/n/ac

### Test Overview and Limit

The bandwidth at 26dB down from the highest in-band spectral density is measured with a spectrum analyzer connected to the antenna terminal while the EUT is operating at its maximum duty cycle, at its maximum power control level, as defined in KDB 789033 D02 v01r02, and at the appropriate frequencies. The spectrum analyzer's bandwidth measurement function is configured to measure the 26dB bandwidth.

*The 26dB bandwidth is used to determine the conducted power limits.*

### Test Procedure Used


KDB 789033 D02 v01r02 – Section C

### Test Settings

1. The signal analyzers' automatic bandwidth measurement capability was used to perform the 26dB bandwidth measurement. The "X" dB bandwidth parameter was set to  $X = 26$ . The automatic bandwidth measurement function also has the capability of simultaneously measuring the 99% occupied bandwidth. The bandwidth measurement was not influenced by any intermediate power nulls in the fundamental emission.
2. RBW = approximately 1% of the emission bandwidth
3.  $VBW \geq 3 \times RBW$
4. Detector = Peak
5. Trace mode = max hold

### Test Setup

The EUT and measurement equipment were set up as shown in the diagram below.



**Figure 7-1. Test Instrument & Measurement Setup**

### Test Notes

None.

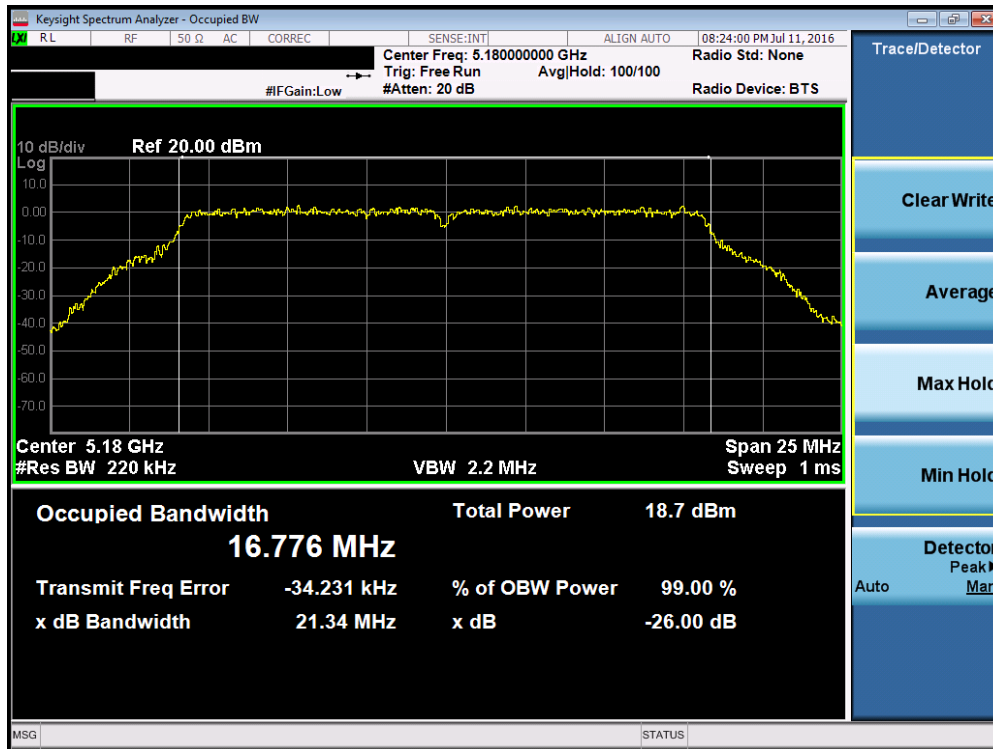
<b>FCC ID:</b> ZNFLS997	<b>PCTEST</b> ENGINEERING LABORATORY, INC.	<b>FCC Pt. 15.407 802.11a/n/ac UNII MEASUREMENT REPORT (CERTIFICATION)</b>	<b>LG</b>	<b>Reviewed by:</b> Quality Manager
<b>Test Report S/N:</b> 0Y1607051207-R4.ZNF	<b>Test Dates:</b> 7/6-7/20/2016	<b>EUT Type:</b> Portable Handset		Page 13 of 196



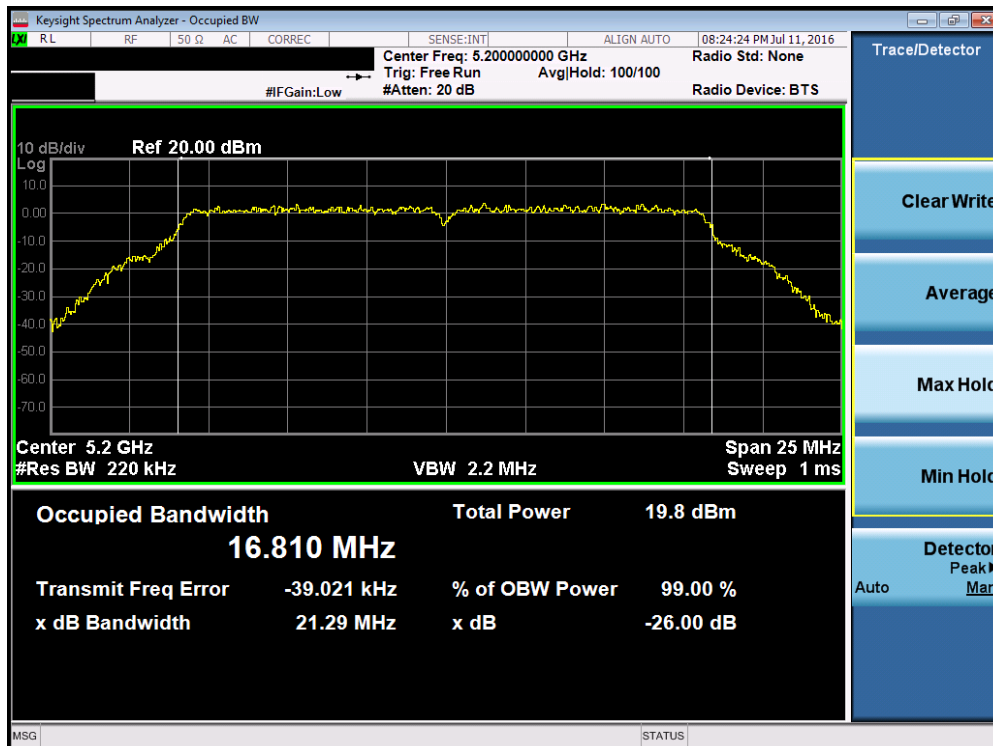
## Primary Antenna 26 dB Bandwidth Measurements

	Frequency [MHz]	Channel No.	802.11 Mode	Data Rate [Mbps]	Measured 26dB Bandwidth [MHz]
Band 1	5180	36	a	6	21.34
	5200	40	a	6	21.29
	5240	48	a	6	18.35
	5180	36	n (20MHz)	6.5/7.2 (MCS0)	21.67
	5200	40	n (20MHz)	6.5/7.2 (MCS0)	21.73
	5240	48	n (20MHz)	6.5/7.2 (MCS0)	18.71
	5190	38	n (40MHz)	13.5/15 (MCS0)	41.22
	5230	46	n (40MHz)	13.5/15 (MCS0)	39.88
	5210	42	ac (80MHz)	29.3/32.5 (MCS0)	83.25
Band 2A	5260	52	a	6	18.40
	5280	56	a	6	21.35
	5320	64	a	6	21.38
	5260	52	n (20MHz)	6.5/7.2 (MCS0)	18.87
	5280	56	n (20MHz)	6.5/7.2 (MCS0)	21.64
	5320	64	n (20MHz)	6.5/7.2 (MCS0)	21.41
	5270	54	n (40MHz)	13.5/15 (MCS0)	39.70
	5310	62	n (40MHz)	13.5/15 (MCS0)	41.73
	5290	58	ac (80MHz)	29.3/32.5 (MCS0)	83.34
Band 2C	5500	100	a	6	21.32
	5580	116	a	6	18.40
	5720	144	a	6	21.64
	5500	100	n (20MHz)	6.5/7.2 (MCS0)	22.07
	5580	116	n (20MHz)	6.5/7.2 (MCS0)	18.78
	5720	144	n (20MHz)	6.5/7.2 (MCS0)	21.62
	5510	102	n (40MHz)	13.5/15 (MCS0)	41.48
	5550	110	n (40MHz)	13.5/15 (MCS0)	39.92
	5710	142	n (40MHz)	13.5/15 (MCS0)	39.99
	5530	106	ac (80MHz)	29.3/32.5 (MCS0)	83.51
	5690	138	ac (80MHz)	29.3/32.5 (MCS0)	81.40

**Table 7-2. Conducted Bandwidth Measurements**

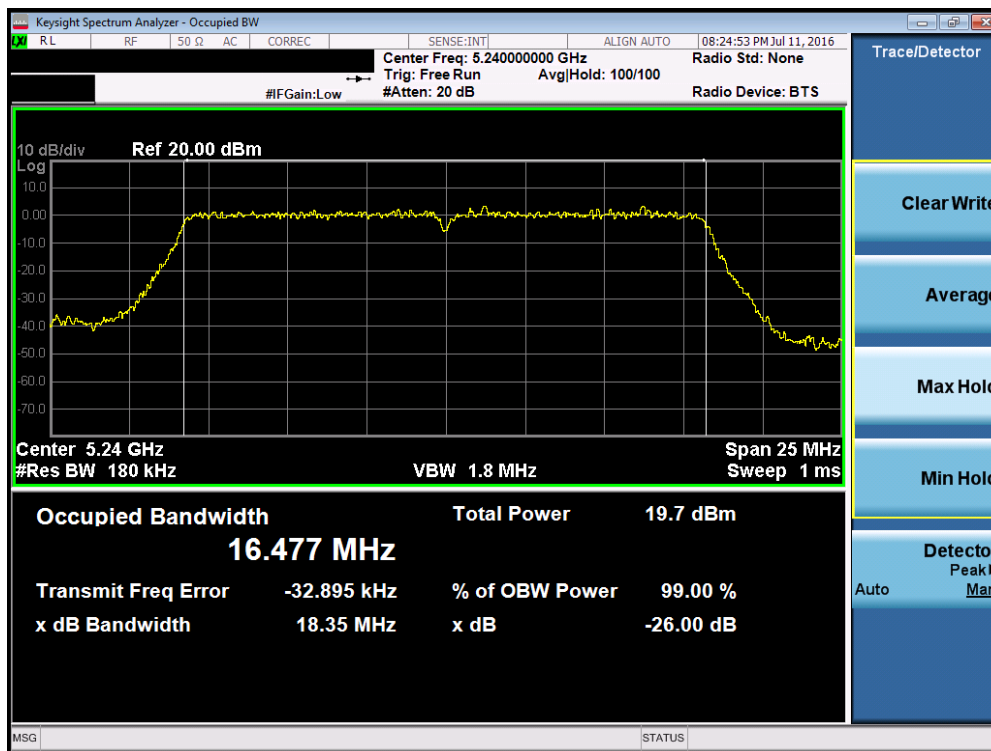


Plot 7-1. 26dB Bandwidth Plot (802.11a (UNII Band 1) – Ch. 36)

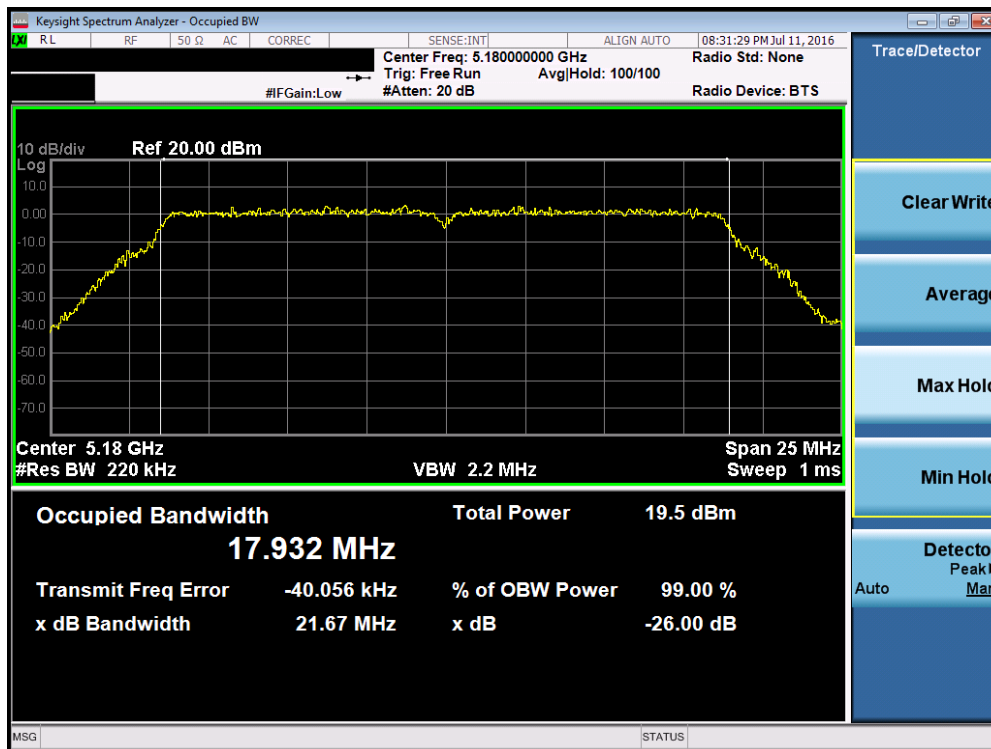


Plot 7-2. 26dB Bandwidth Plot (802.11a (UNII Band 1) – Ch. 40)

FCC ID: ZNFLS997	<b>PCTEST</b> ENGINEERING LABORATORY, INC.	FCC Pt. 15.407 802.11a/n/ac UNII MEASUREMENT REPORT (CERTIFICATION)	LG	Reviewed by: Quality Manager
Test Report S/N: 0Y1607051207-R4.ZNF	Test Dates: 7/6-7/20/2016	EUT Type: Portable Handset		Page 15 of 196

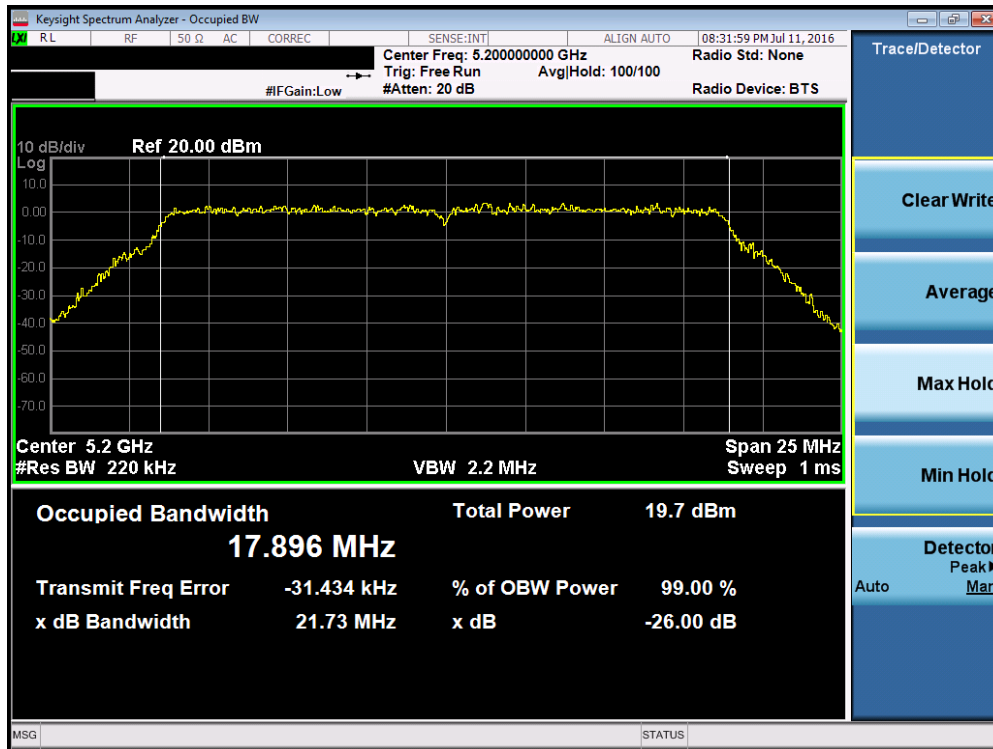


Plot 7-3. 26dB Bandwidth Plot (802.11a (UNII Band 1) – Ch. 48)

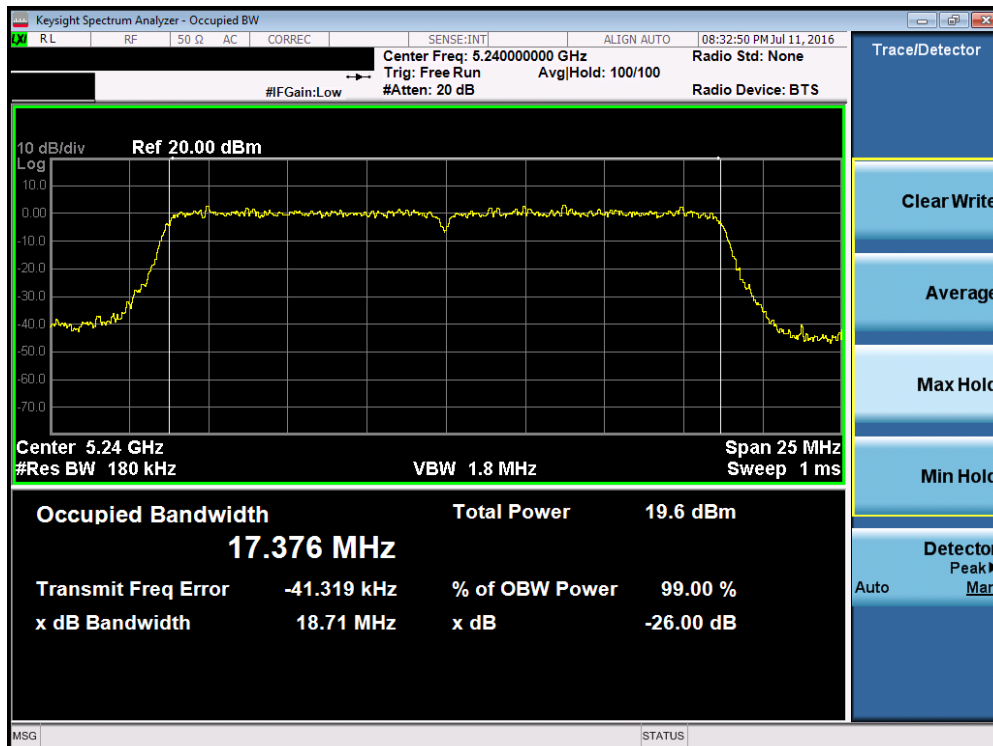


Plot 7-4. 26dB Bandwidth Plot (20MHz BW 802.11n (UNII Band 1) – Ch. 36)

FCC ID: ZNFLS997	<b>PCTEST</b> ENGINEERING LABORATORY, INC.	FCC Pt. 15.407 802.11a/n/ac UNII MEASUREMENT REPORT (CERTIFICATION)	LG	Reviewed by: Quality Manager
Test Report S/N: 0Y1607051207-R4.ZNF	Test Dates: 7/6-7/20/2016	EUT Type: Portable Handset		Page 16 of 196

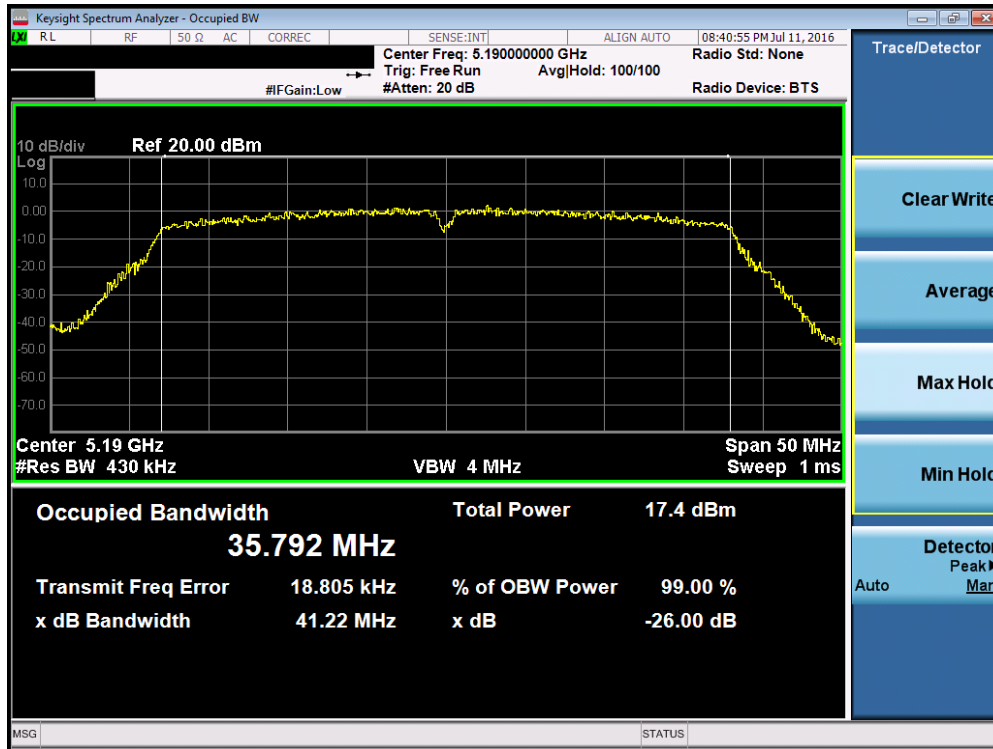


Plot 7-5. 26dB Bandwidth Plot (20MHz BW 802.11n (UNII Band 1) – Ch. 40)

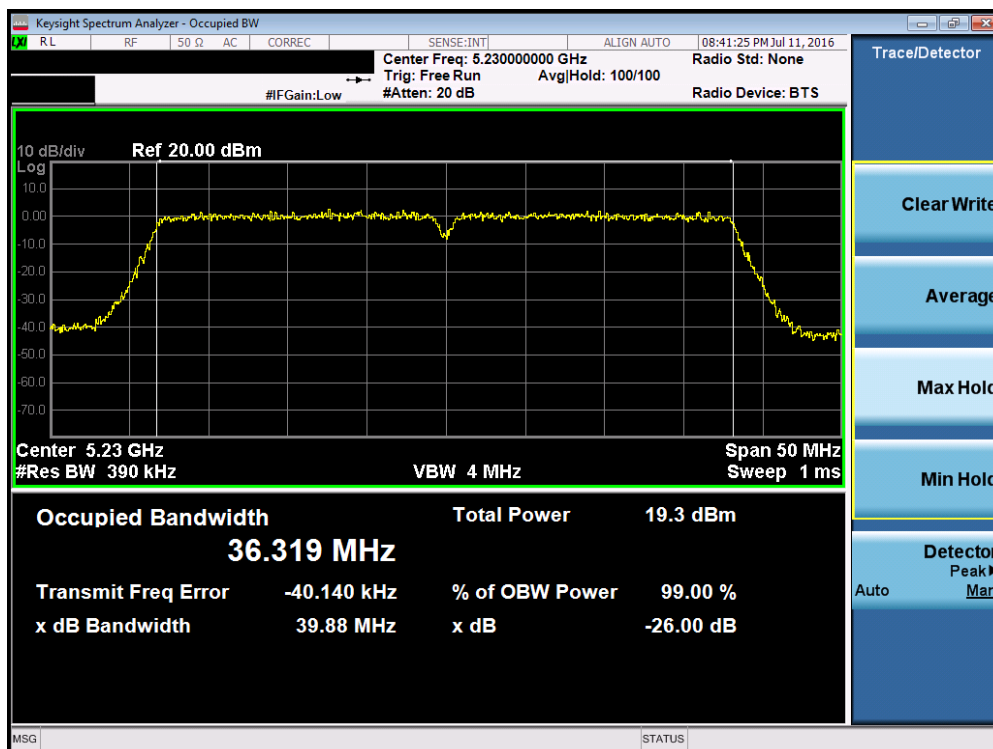


Plot 7-6. 26dB Bandwidth Plot (20MHz BW 802.11n (UNII Band 1) – Ch. 48)

FCC ID: ZNFLS997	<b>PCTEST</b> ENGINEERING LABORATORY, INC.	FCC Pt. 15.407 802.11a/n/ac UNII MEASUREMENT REPORT (CERTIFICATION)	LG	Reviewed by: Quality Manager
Test Report S/N: 0Y1607051207-R4.ZNF	Test Dates: 7/6-7/20/2016	EUT Type: Portable Handset		Page 17 of 196



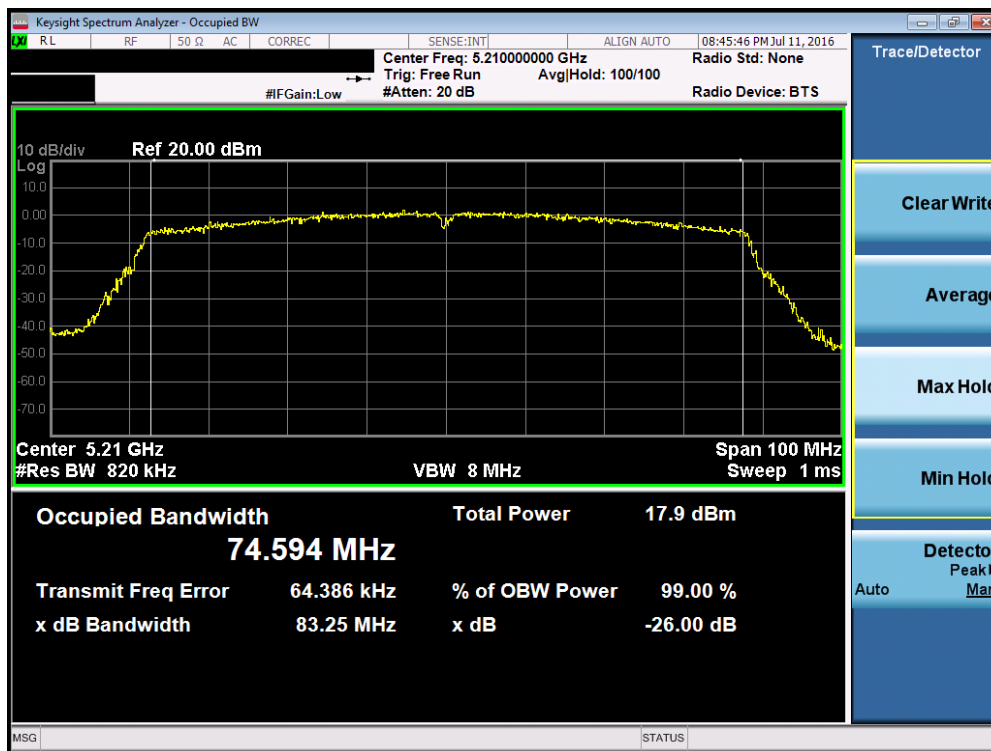
Plot 7-7. 26dB Bandwidth Plot (40MHz BW 802.11n (UNII Band 1) – Ch. 38)



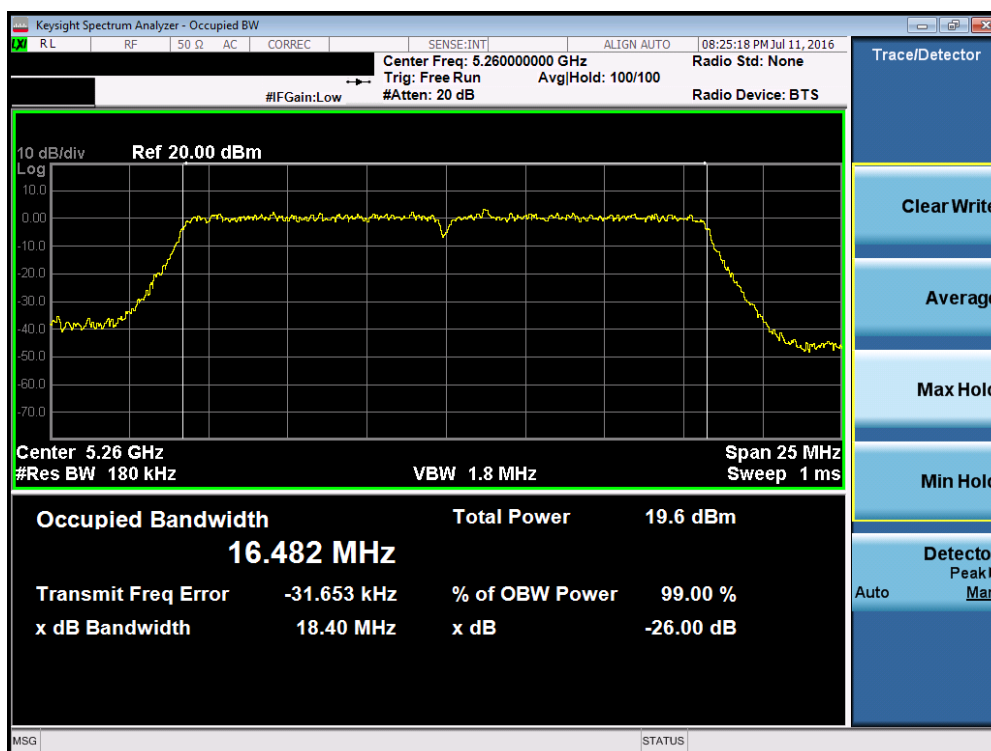
Plot 7-8. 26dB Bandwidth Plot (40MHz BW 802.11n (UNII Band 1) – Ch. 46)

FCC ID: ZNFLS997	<b>PCTEST</b> ENGINEERING LABORATORY, INC.	FCC Pt. 15.407 802.11a/n/ac UNII MEASUREMENT REPORT (CERTIFICATION)	<b>LG</b>	Reviewed by: Quality Manager
Test Report S/N: 0Y1607051207-R4.ZNF	Test Dates: 7/6-7/20/2016	EUT Type: Portable Handset		Page 18 of 196



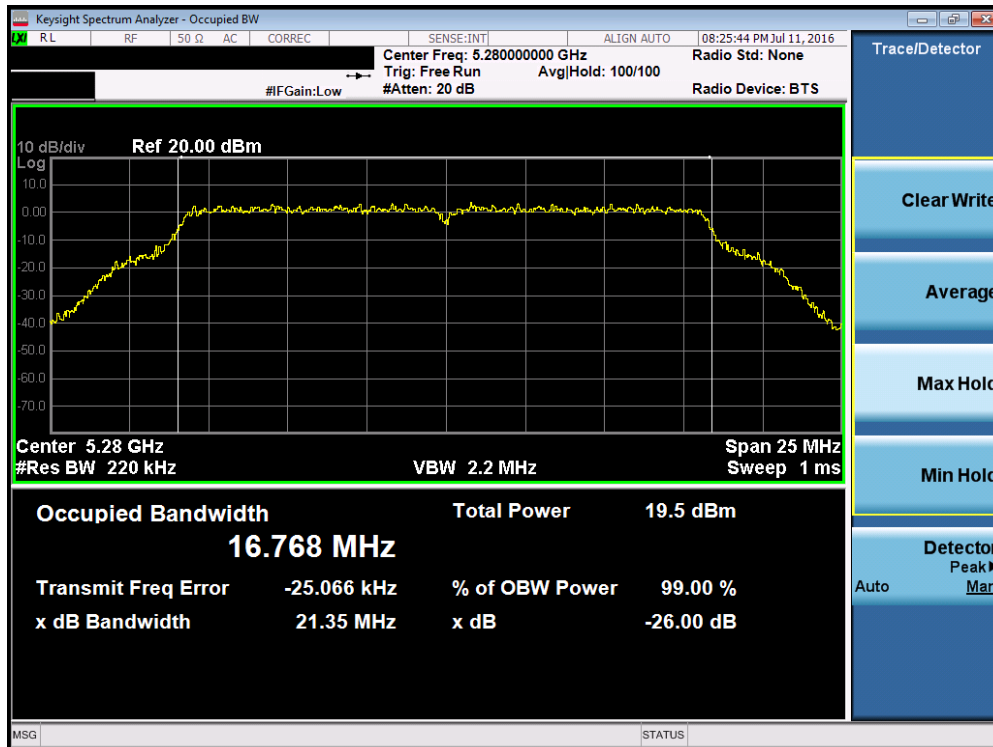


Plot 7-9. 26dB Bandwidth Plot (80MHz BW 802.11ac (UNII Band 1) – Ch. 42)

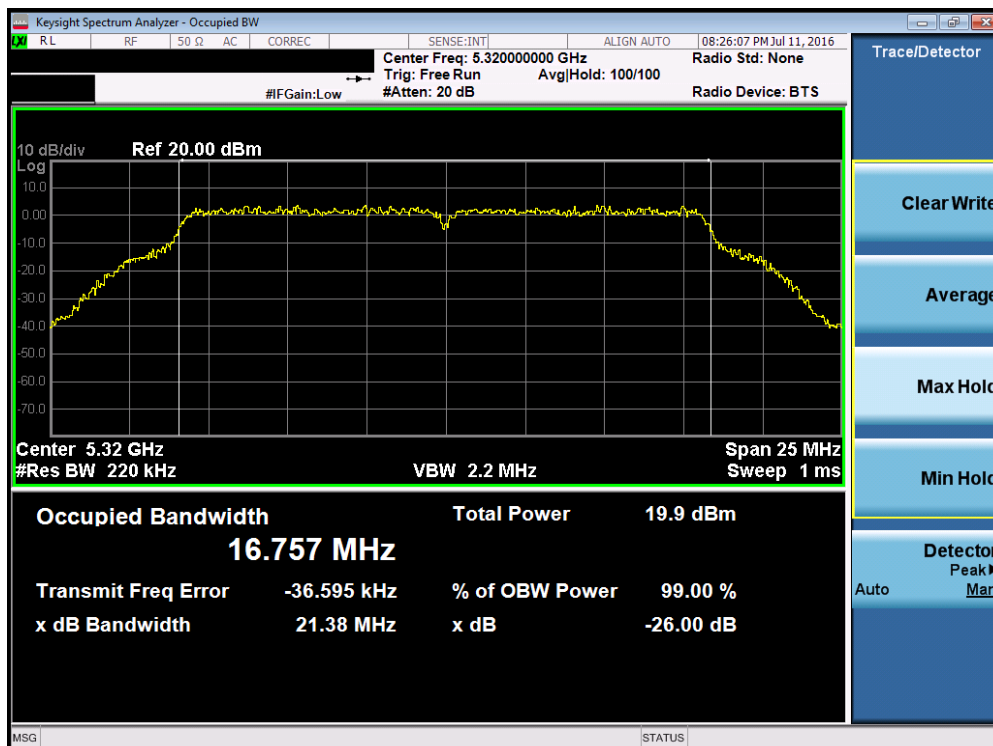


Plot 7-10. 26dB Bandwidth Plot (802.11a (UNII Band 2A) – Ch. 52)

FCC ID: ZNFLS997	<b>PCTEST</b> ENGINEERING LABORATORY, INC.	FCC Pt. 15.407 802.11a/n/ac UNII MEASUREMENT REPORT (CERTIFICATION)	LG	Reviewed by: Quality Manager
Test Report S/N: 0Y1607051207-R4.ZNF	Test Dates: 7/6-7/20/2016	EUT Type: Portable Handset		Page 19 of 196

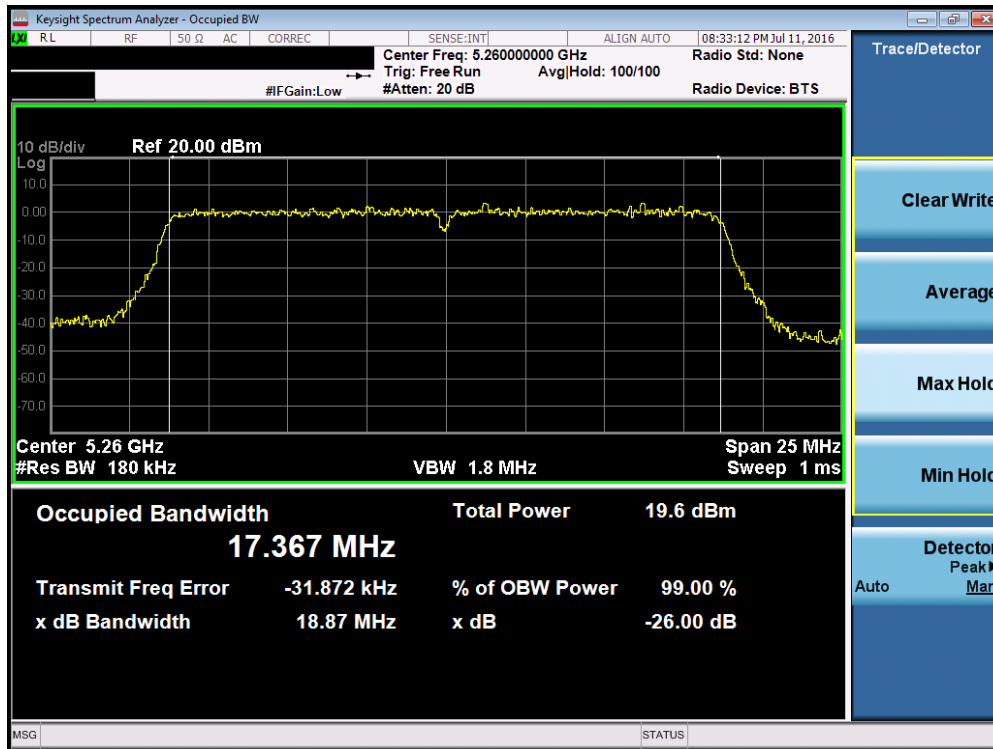


Plot 7-11. 26dB Bandwidth Plot (802.11a (UNII Band 2A) – Ch. 56)

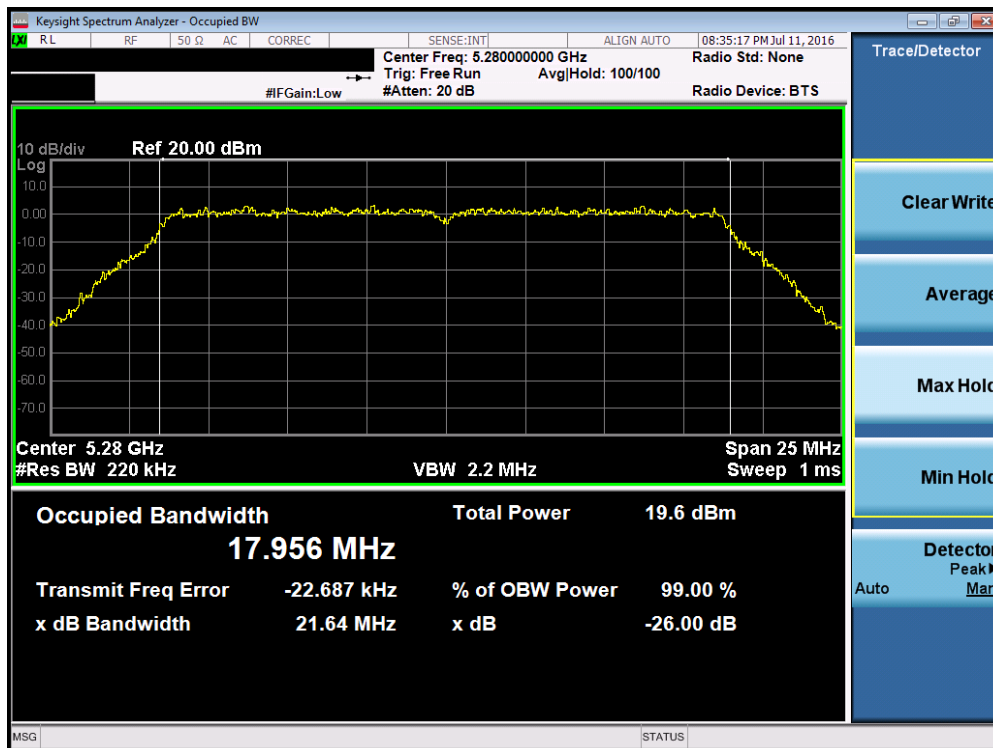


Plot 7-12. 26dB Bandwidth Plot (802.11a (UNII Band 2A) – Ch. 64)

FCC ID: ZNFLS997	<b>PCTEST</b> ENGINEERING LABORATORY, INC.	FCC Pt. 15.407 802.11a/n/ac UNII MEASUREMENT REPORT (CERTIFICATION)	LG	Reviewed by: Quality Manager
Test Report S/N: 0Y1607051207-R4.ZNF	Test Dates: 7/6-7/20/2016	EUT Type: Portable Handset		Page 20 of 196

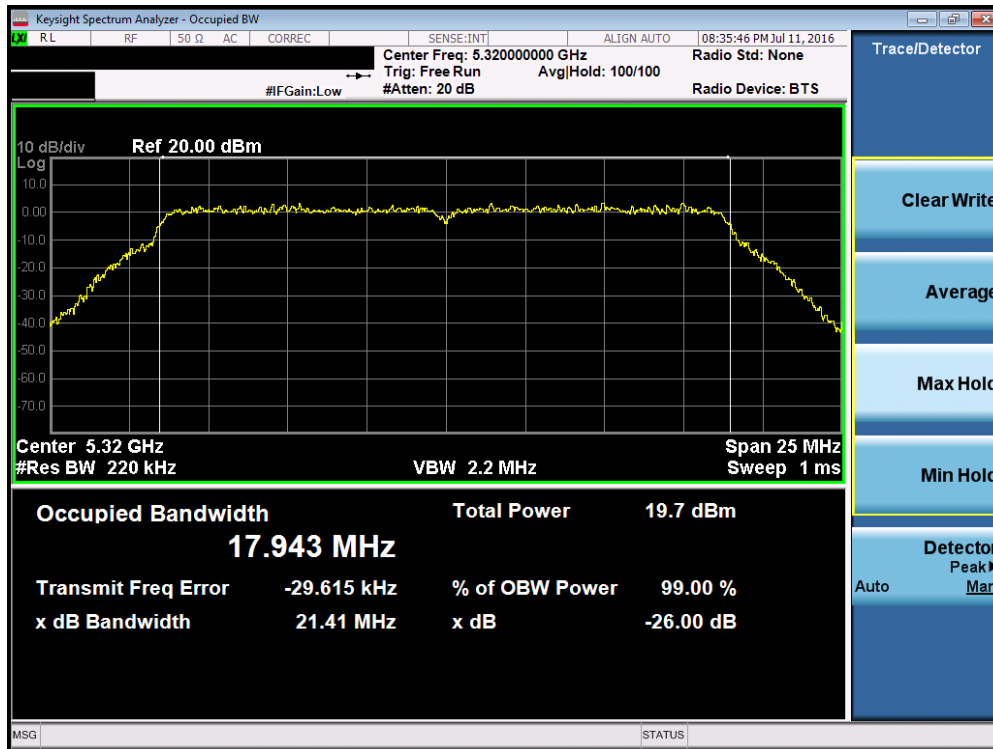


Plot 7-13. 26dB Bandwidth Plot (20MHz BW 802.11n (UNII Band 2A) – Ch. 52)

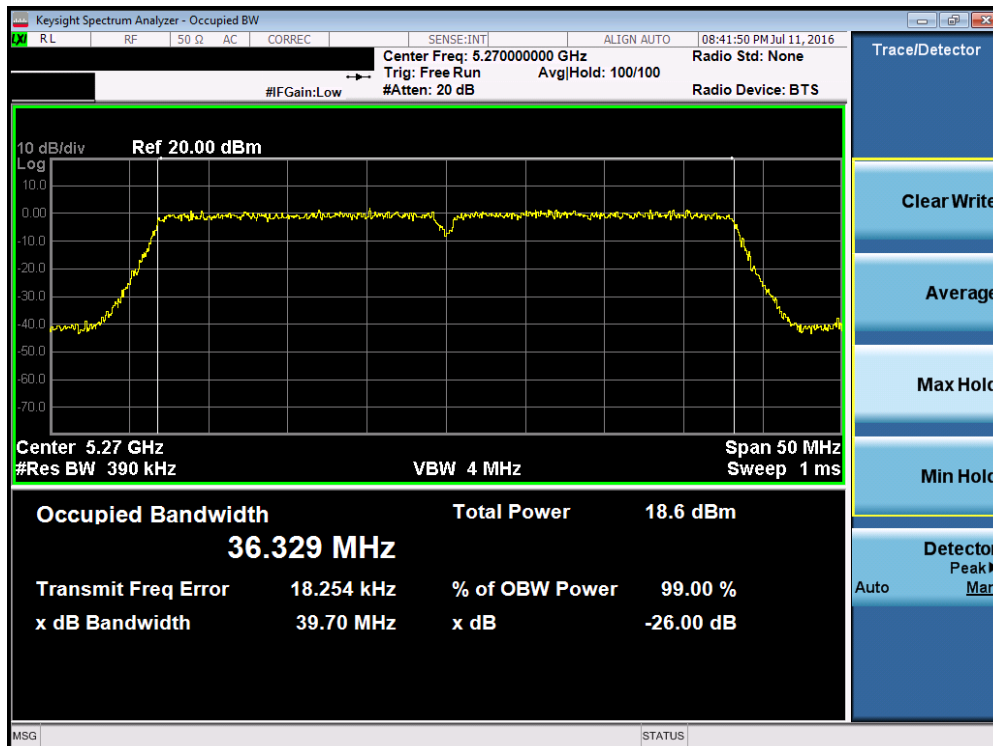


Plot 7-14. 26dB Bandwidth Plot (20MHz BW 802.11n (UNII Band 2A) – Ch. 56)

FCC ID: ZNFLS997	<b>PCTEST</b> ENGINEERING LABORATORY, INC.	FCC Pt. 15.407 802.11a/n/ac UNII MEASUREMENT REPORT (CERTIFICATION)	LG	Reviewed by: Quality Manager
Test Report S/N: 0Y1607051207-R4.ZNF	Test Dates: 7/6-7/20/2016	EUT Type: Portable Handset		Page 21 of 196

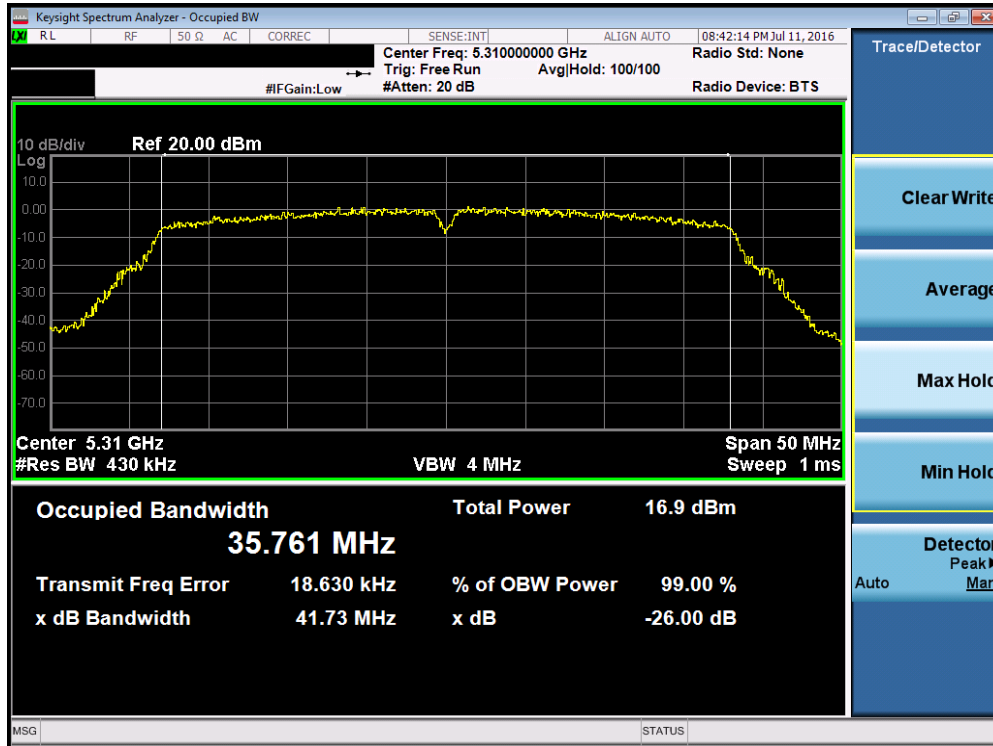


Plot 7-15. 26dB Bandwidth Plot (20MHz BW 802.11n (UNII Band 2A) – Ch. 64)

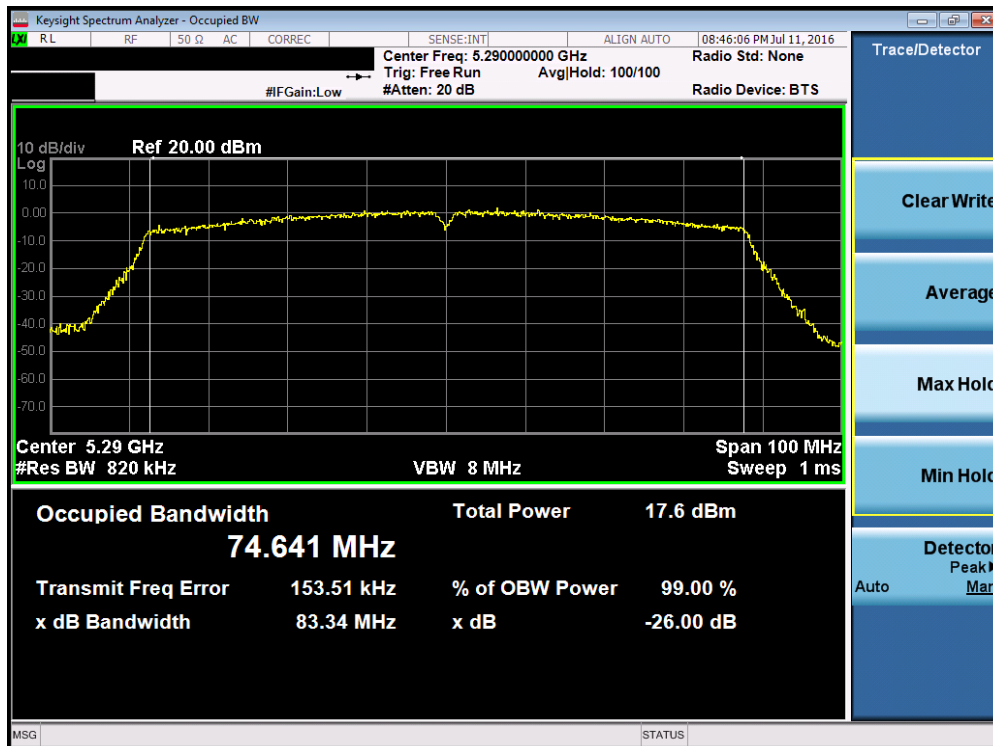


Plot 7-16. 26dB Bandwidth Plot (40MHz BW 802.11n (UNII Band 2A) – Ch. 54)

FCC ID: ZNFLS997	<b>PCTEST</b> ENGINEERING LABORATORY, INC.	FCC Pt. 15.407 802.11a/n/ac UNII MEASUREMENT REPORT (CERTIFICATION)	LG	Reviewed by: Quality Manager
Test Report S/N: 0Y1607051207-R4.ZNF	Test Dates: 7/6-7/20/2016	EUT Type: Portable Handset		Page 22 of 196



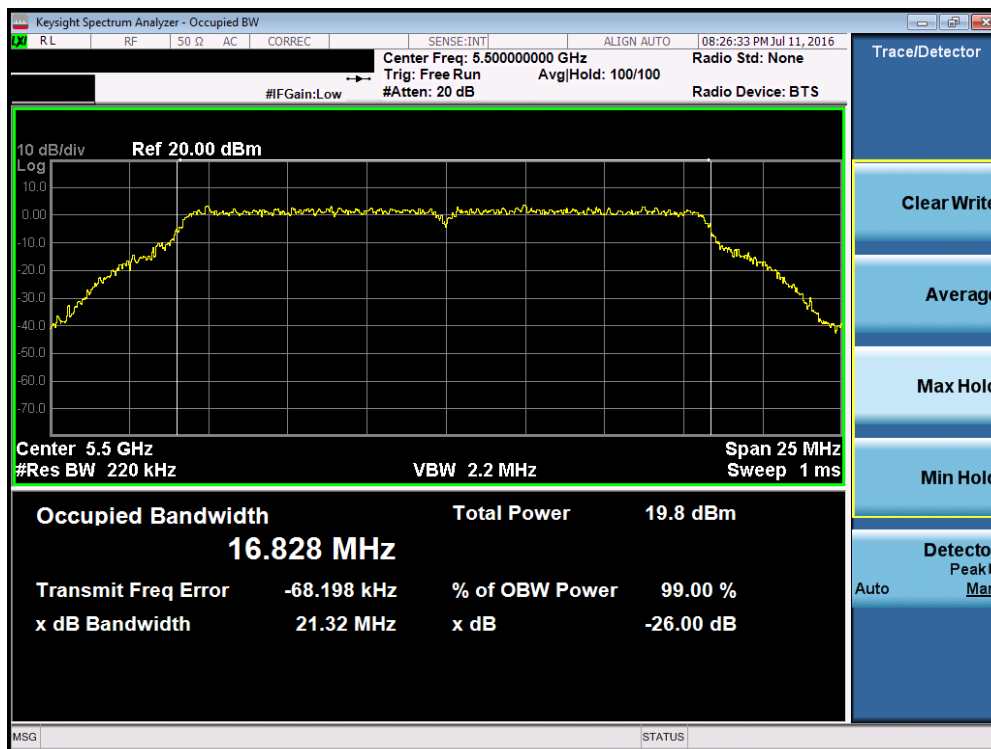
Plot 7-17. 26dB Bandwidth Plot (40MHz BW 802.11n (UNII Band 2A) – Ch. 62)



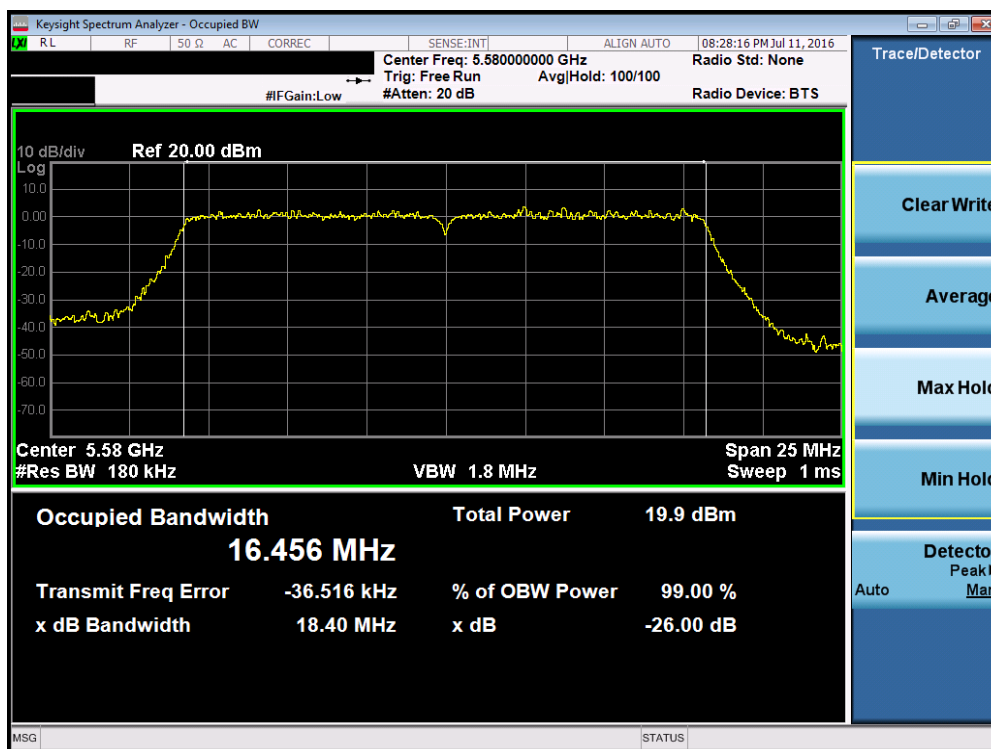
Plot 7-18. 26dB Bandwidth Plot (80MHz BW 802.11ac (UNII Band 2A) – Ch. 58)

FCC ID: ZNFLS997	<b>PCTEST</b> ENGINEERING LABORATORY, INC.	FCC Pt. 15.407 802.11a/n/ac UNII MEASUREMENT REPORT (CERTIFICATION)	LG	Reviewed by: Quality Manager
Test Report S/N: 0Y1607051207-R4.ZNF	Test Dates: 7/6-7/20/2016	EUT Type: Portable Handset		Page 23 of 196



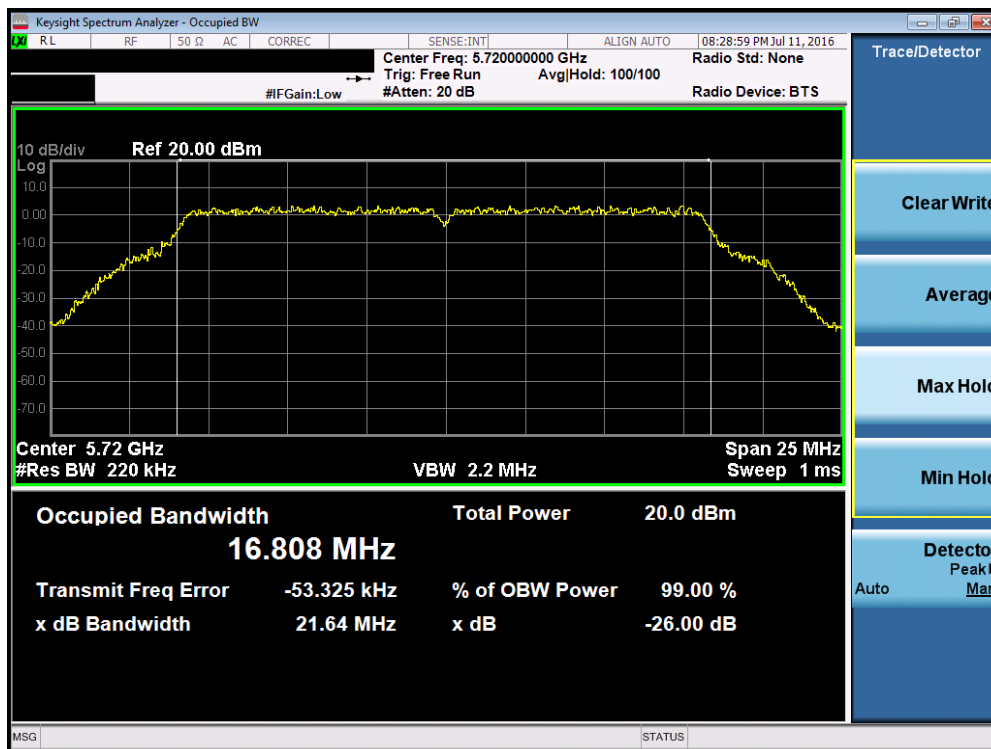


Plot 7-19. 26dB Bandwidth Plot (802.11a (UNII Band 2C) – Ch. 100)

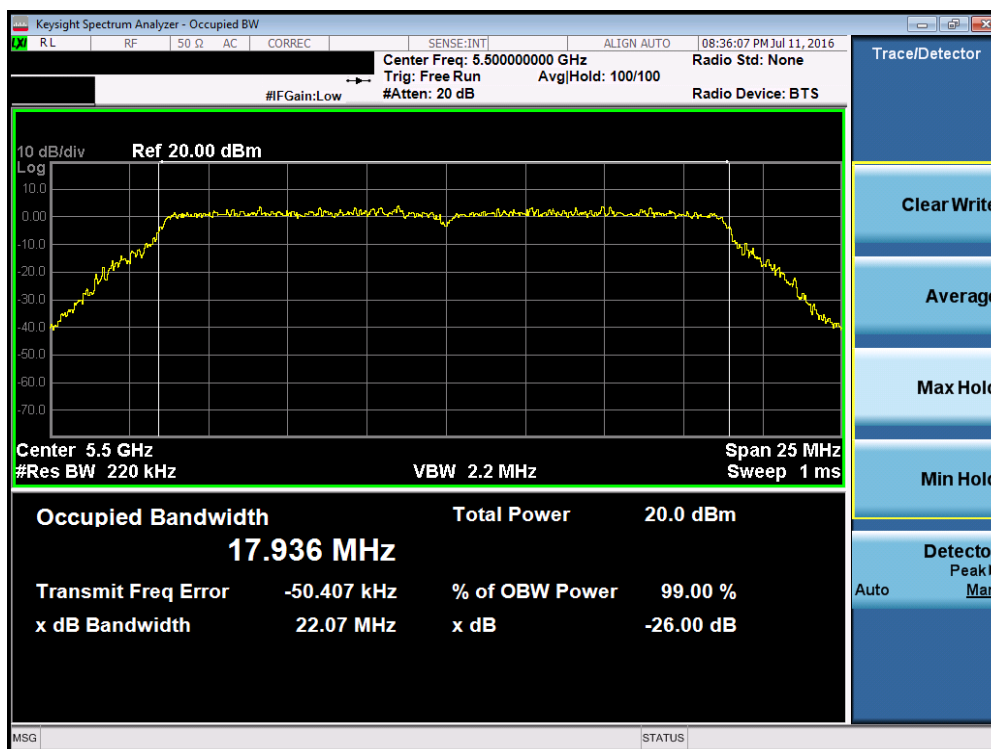


Plot 7-20. 26dB Bandwidth Plot (802.11a (UNII Band 2C) – Ch. 116)

FCC ID: ZNFLS997	<b>PCTEST</b> ENGINEERING LABORATORY, INC.	FCC Pt. 15.407 802.11a/n/ac UNII MEASUREMENT REPORT (CERTIFICATION)	LG	Reviewed by: Quality Manager
Test Report S/N: 0Y1607051207-R4.ZNF	Test Dates: 7/6-7/20/2016	EUT Type: Portable Handset		Page 24 of 196

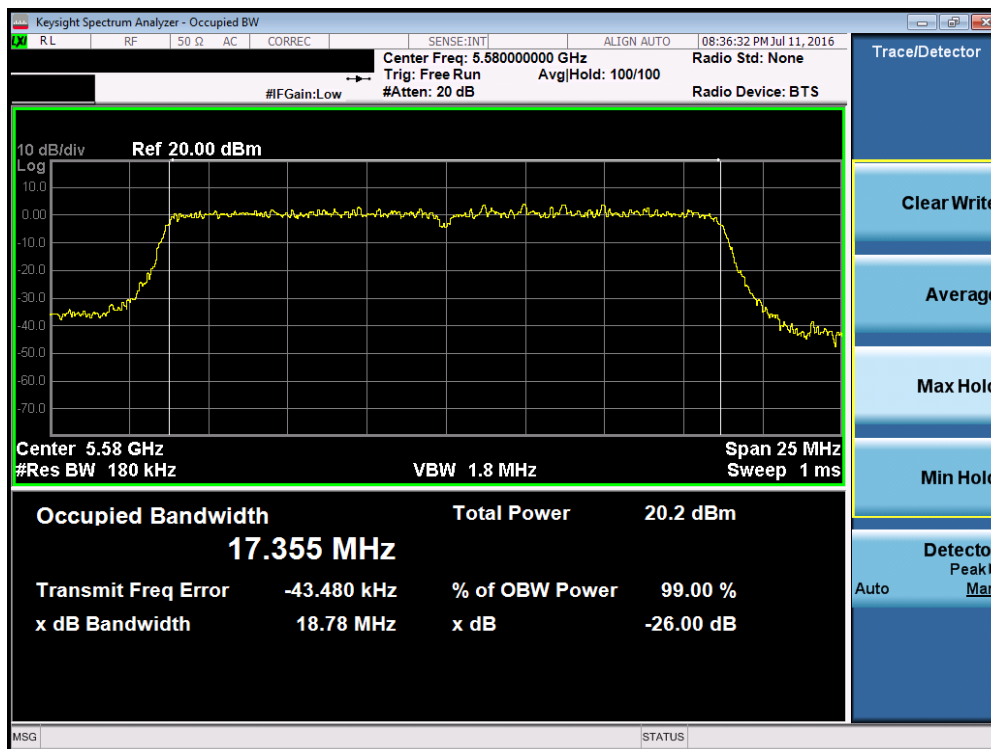


Plot 7-21. 26dB Bandwidth Plot (802.11a (UNII Band 2C) – Ch. 144)

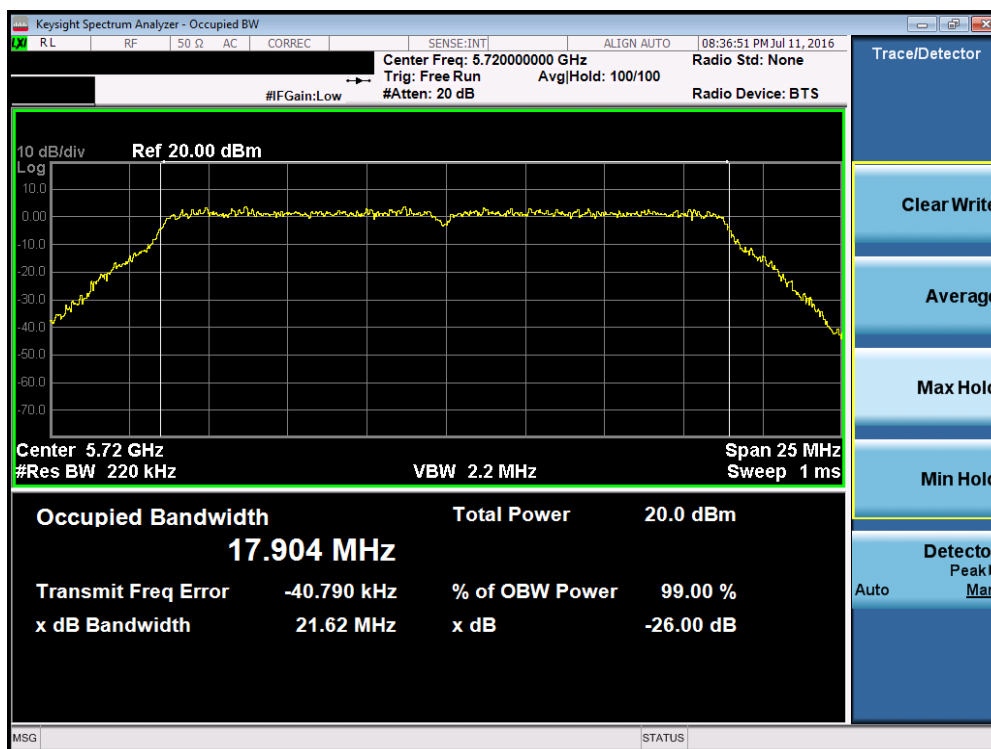


Plot 7-22. 26dB Bandwidth Plot (20MHz BW 802.11n (UNII Band 2C) – Ch. 100)

FCC ID: ZNFLS997	<b>PCTEST</b> ENGINEERING LABORATORY, INC.	FCC Pt. 15.407 802.11a/n/ac UNII MEASUREMENT REPORT (CERTIFICATION)	LG	Reviewed by: Quality Manager
Test Report S/N: 0Y1607051207-R4.ZNF	Test Dates: 7/6-7/20/2016	EUT Type: Portable Handset		Page 25 of 196

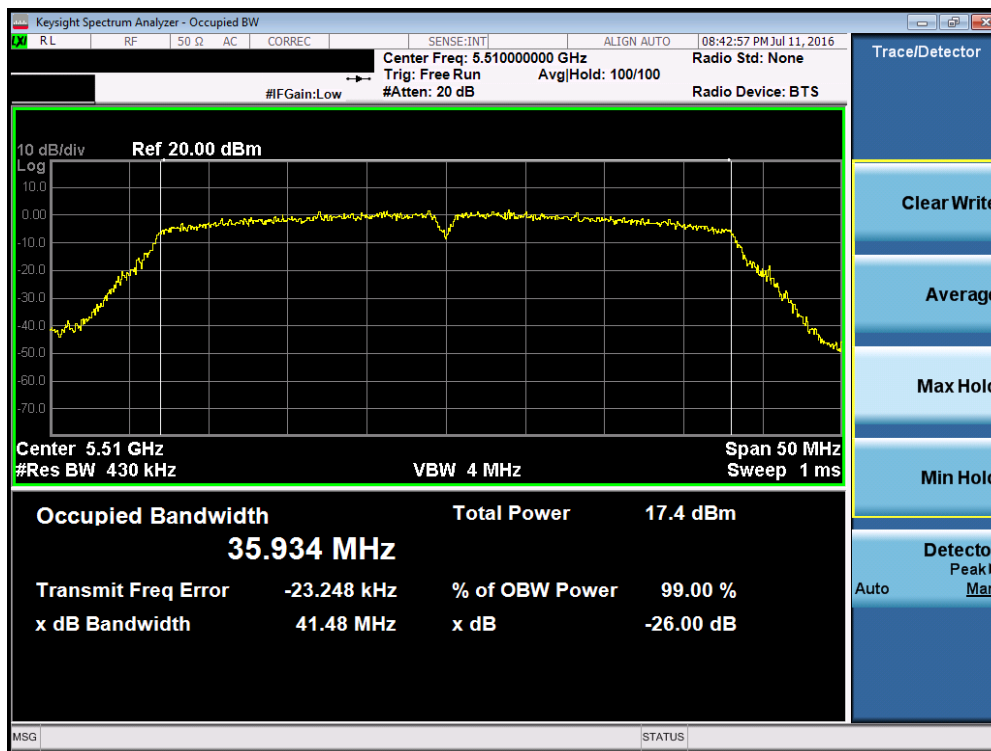


Plot 7-23. 26dB Bandwidth Plot (20MHz BW 802.11n (UNII Band 2C) – Ch. 116)

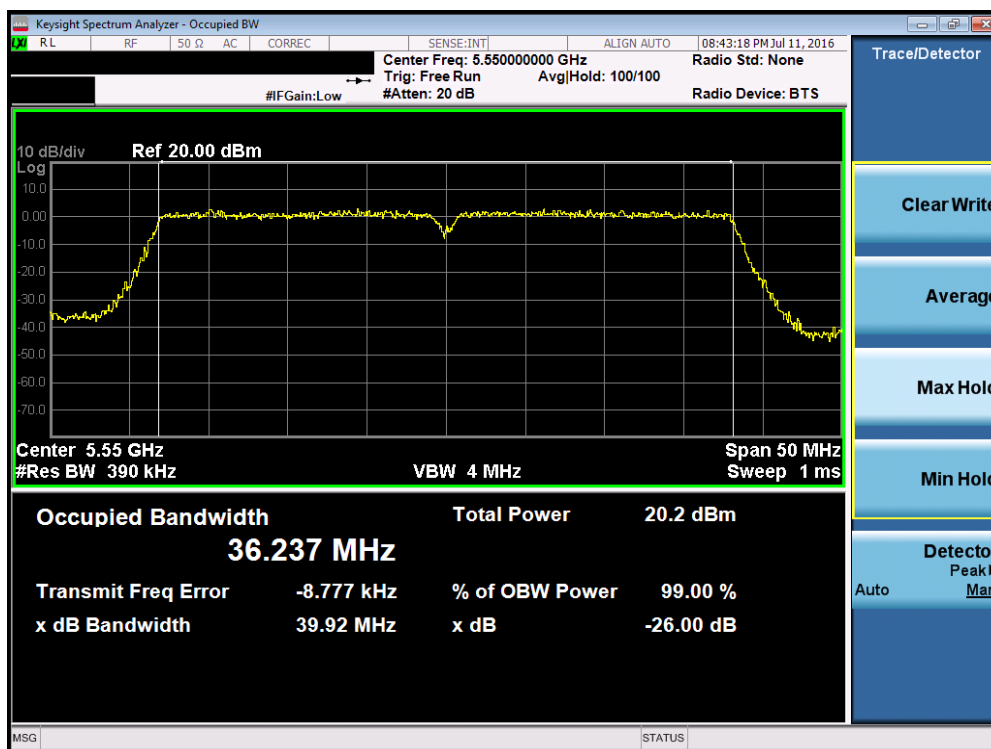


Plot 7-24. 26dB Bandwidth Plot (20MHz BW 802.11n (UNII Band 2C) – Ch. 144)

FCC ID: ZNFLS997	<b>PCTEST</b> ENGINEERING LABORATORY, INC.	FCC Pt. 15.407 802.11a/n/ac UNII MEASUREMENT REPORT (CERTIFICATION)	LG	Reviewed by: Quality Manager
Test Report S/N: 0Y1607051207-R4.ZNF	Test Dates: 7/6-7/20/2016	EUT Type: Portable Handset		Page 26 of 196

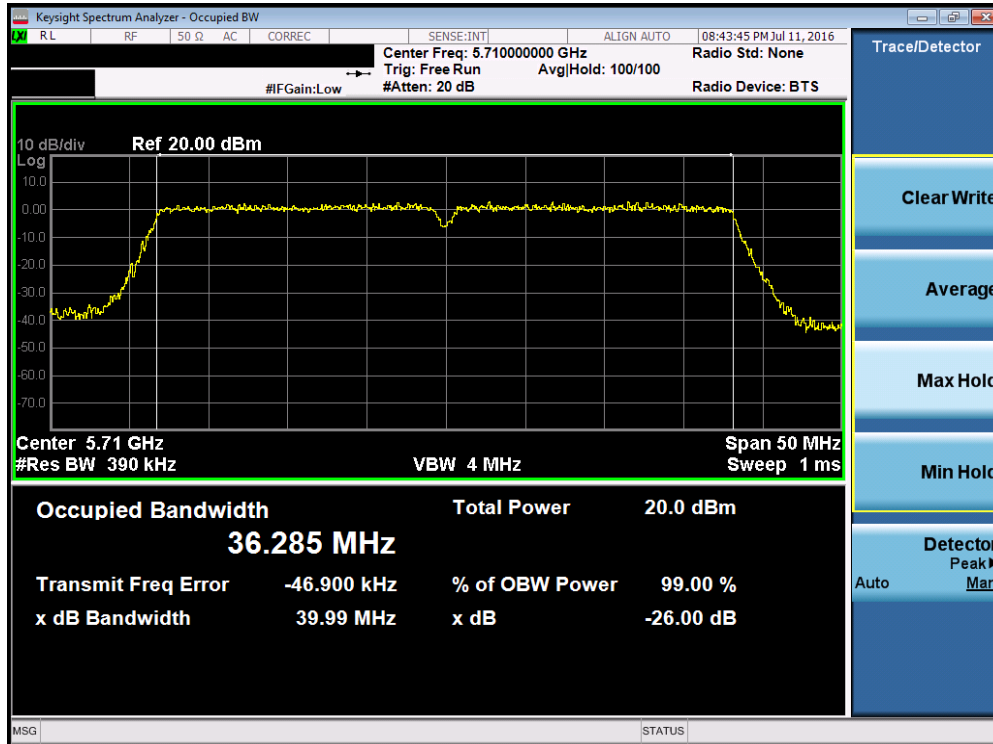


Plot 7-25. 26dB Bandwidth Plot (40MHz BW 802.11n (UNII Band 2C) – Ch. 102)

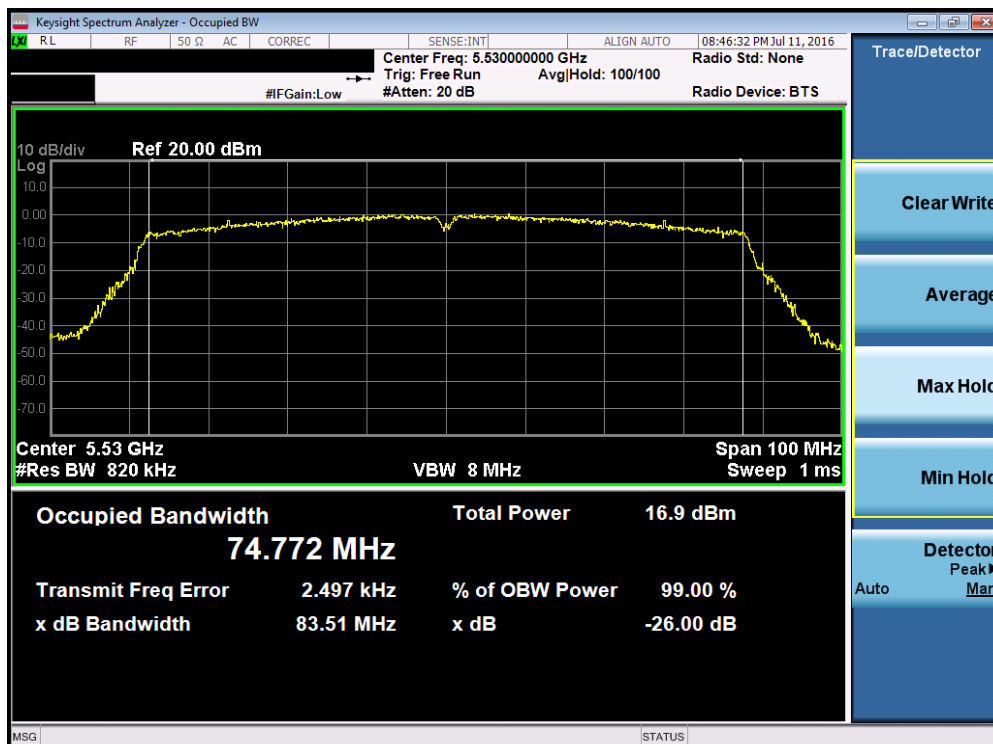


Plot 7-26. 26dB Bandwidth Plot (40MHz BW 802.11n (UNII Band 2C) – Ch. 110)

FCC ID: ZNFLS997	<b>PCTEST</b> ENGINEERING LABORATORY, INC.	FCC Pt. 15.407 802.11a/n/ac UNII MEASUREMENT REPORT (CERTIFICATION)	LG	Reviewed by: Quality Manager
Test Report S/N: 0Y1607051207-R4.ZNF	Test Dates: 7/6-7/20/2016	EUT Type: Portable Handset		Page 27 of 196

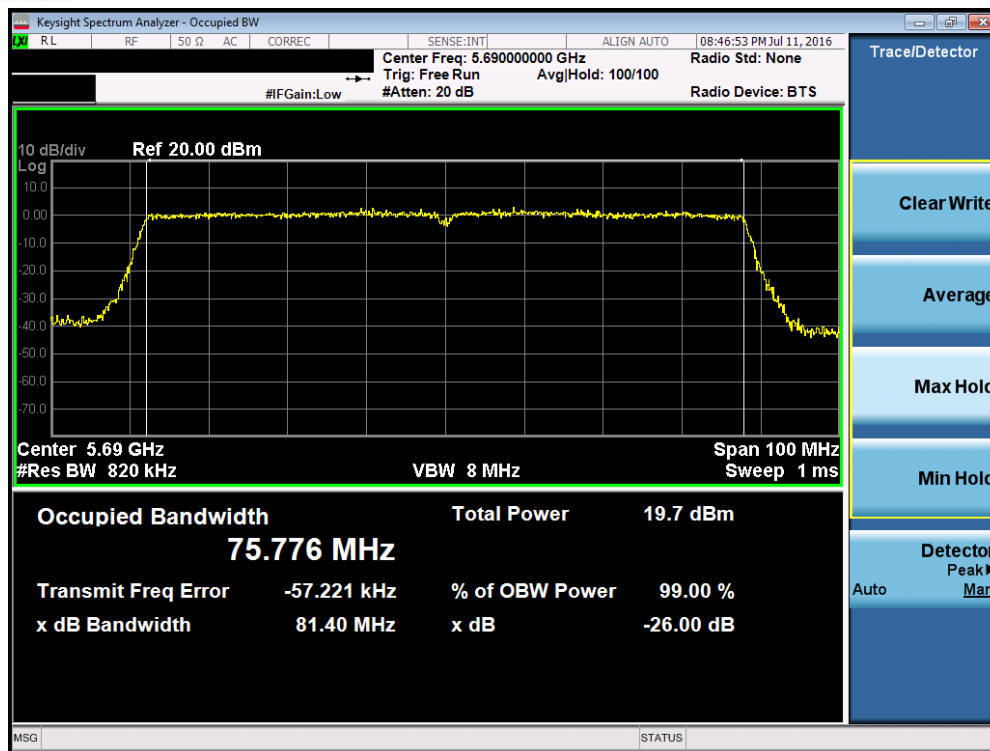


Plot 7-27. 26dB Bandwidth Plot (40MHz BW 802.11n (UNII Band 2C) – Ch. 142)



Plot 7-28. 26dB Bandwidth Plot (80MHz BW 802.11ac (UNII Band 2C) – Ch. 106)

FCC ID: ZNFLS997	<b>PCTEST</b> ENGINEERING LABORATORY, INC.	FCC Pt. 15.407 802.11a/n/ac UNII MEASUREMENT REPORT (CERTIFICATION)	<b>LG</b>	Reviewed by: Quality Manager
Test Report S/N: 0Y1607051207-R4.ZNF	Test Dates: 7/6-7/20/2016	EUT Type: Portable Handset		Page 28 of 196



Plot 7-29. 26dB Bandwidth Plot (80MHz BW 802.11ac (UNII Band 2C) – Ch. 138)

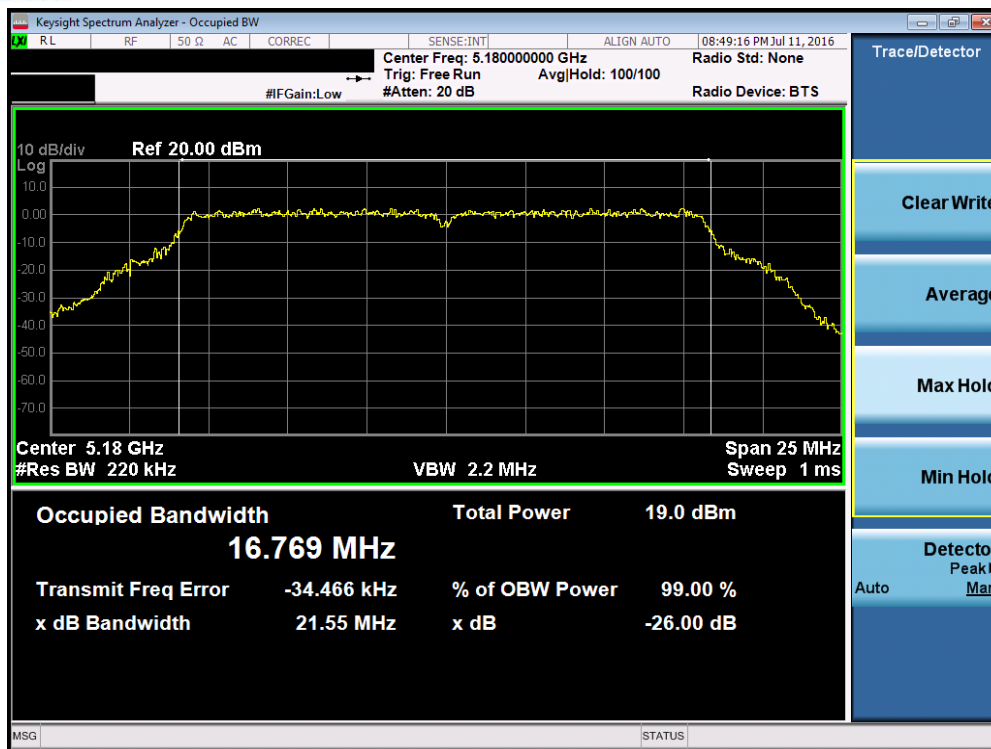
FCC ID: ZNFLS997	<b>PCTEST</b> ENGINEERING LABORATORY, INC.	FCC Pt. 15.407 802.11a/n/ac UNII MEASUREMENT REPORT (CERTIFICATION)	LG	Reviewed by: Quality Manager
Test Report S/N: 0Y1607051207-R4.ZNF	Test Dates: 7/6-7/20/2016	EUT Type: Portable Handset		Page 29 of 196

## Secondary Antenna 26dB Bandwidth Measurements

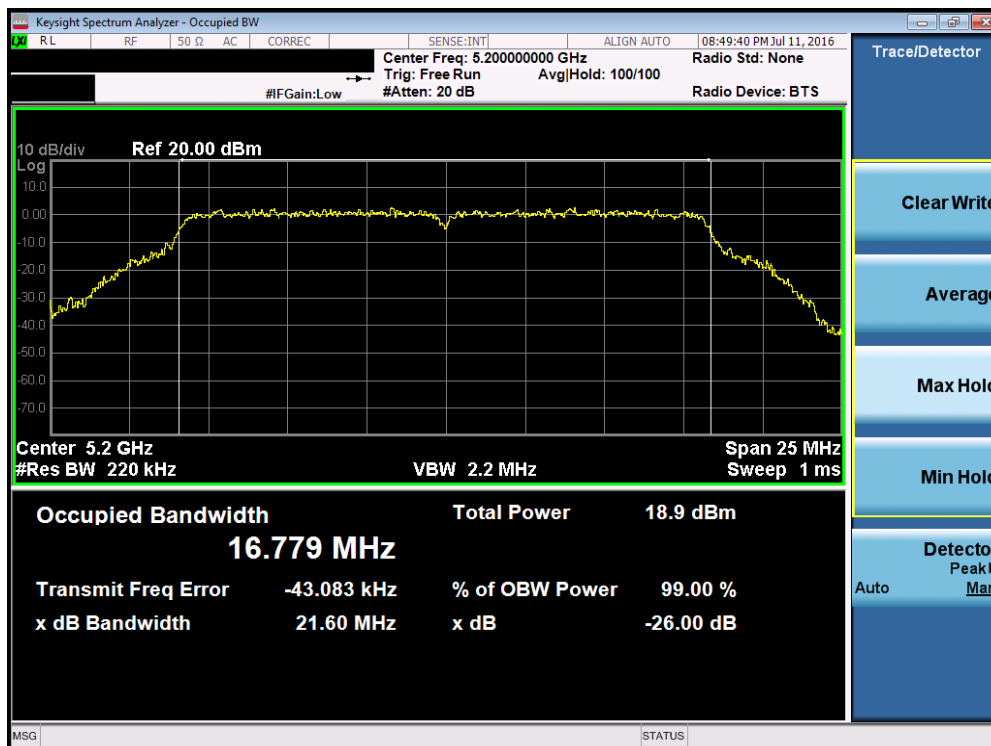
	Frequency [MHz]	Channel No.	802.11 Mode	Data Rate [Mbps]	Measured 26dB Bandwidth [MHz]
Band 1	5180	36	a	6	21.55
	5200	40	a	6	21.60
	5240	48	a	6	18.38
	5180	36	n (20MHz)	6.5/7.2 (MCS0)	21.69
	5200	40	n (20MHz)	6.5/7.2 (MCS0)	21.74
	5240	48	n (20MHz)	6.5/7.2 (MCS0)	18.72
	5190	38	n (40MHz)	13.5/15 (MCS0)	41.49
	5230	46	n (40MHz)	13.5/15 (MCS0)	39.65
	5210	42	ac (80MHz)	29.3/32.5 (MCS0)	83.46
Band 2A	5260	52	a	6	18.42
	5280	56	a	6	21.25
	5320	64	a	6	21.37
	5260	52	n (20MHz)	6.5/7.2 (MCS0)	18.71
	5280	56	n (20MHz)	6.5/7.2 (MCS0)	21.30
	5320	64	n (20MHz)	6.5/7.2 (MCS0)	21.63
	5270	54	n (40MHz)	13.5/15 (MCS0)	39.79
	5310	62	n (40MHz)	13.5/15 (MCS0)	41.63
	5290	58	ac (80MHz)	29.3/32.5 (MCS0)	83.84
Band 2C	5500	100	a	6	21.63
	5580	116	a	6	18.38
	5720	144	a	6	21.49
	5500	100	n (20MHz)	6.5/7.2 (MCS0)	21.84
	5580	116	n (20MHz)	6.5/7.2 (MCS0)	18.78
	5720	144	n (20MHz)	6.5/7.2 (MCS0)	21.66
	5510	102	n (40MHz)	13.5/15 (MCS0)	41.65
	5550	110	n (40MHz)	13.5/15 (MCS0)	39.87
	5710	142	n (40MHz)	13.5/15 (MCS0)	39.89
	5530	106	ac (80MHz)	29.3/32.5 (MCS0)	83.11
	5690	138	ac (80MHz)	29.3/32.5 (MCS0)	81.32

**Table 7-3. Conducted Bandwidth Measurements**



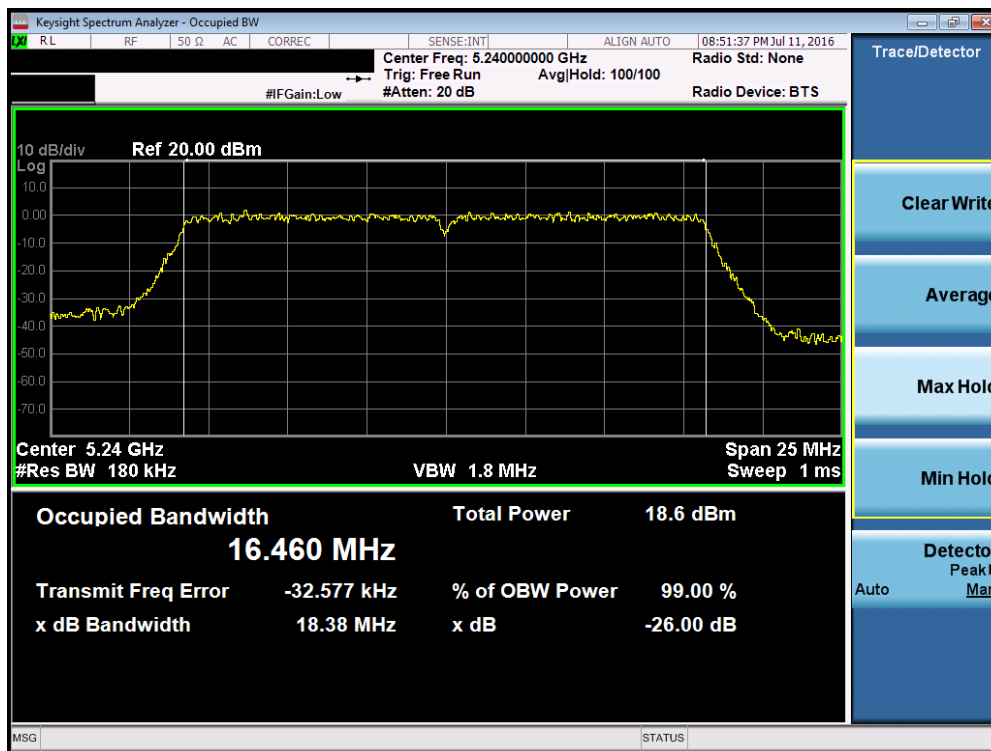


Plot 7-30. 26dB Bandwidth Plot (802.11a (UNII Band 1) – Ch. 36)

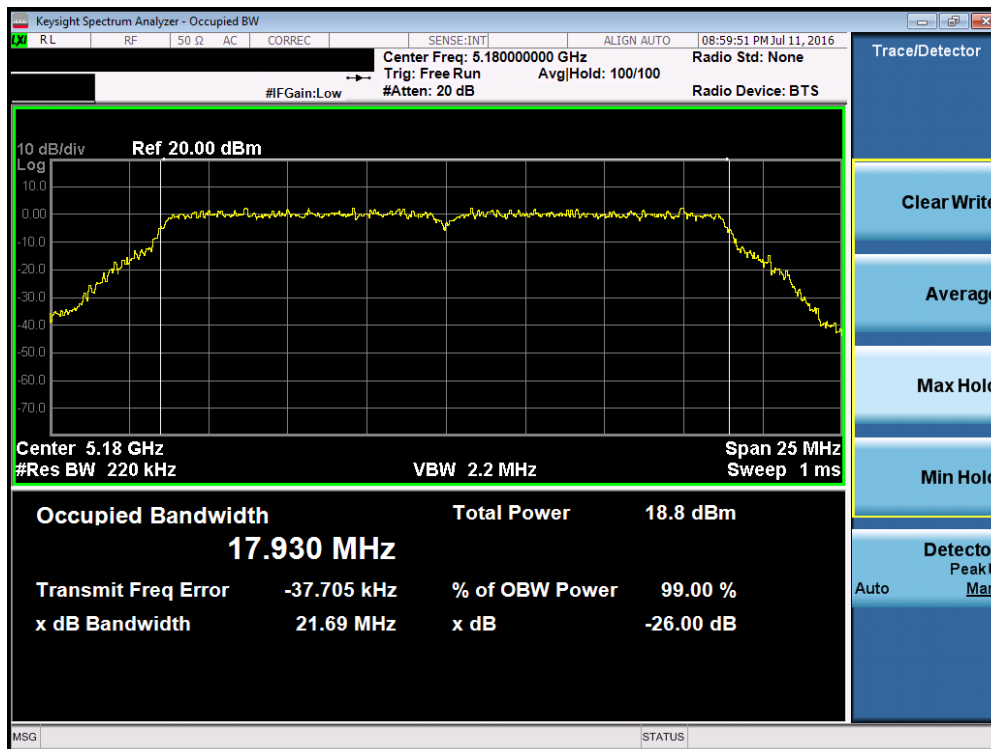


Plot 7-31. 26dB Bandwidth Plot (802.11a (UNII Band 1) – Ch. 40)

FCC ID: ZNFLS997	<b>PCTEST</b> ENGINEERING LABORATORY, INC.	FCC Pt. 15.407 802.11a/n/ac UNII MEASUREMENT REPORT (CERTIFICATION)	LG	Reviewed by: Quality Manager
Test Report S/N: 0Y1607051207-R4.ZNF	Test Dates: 7/6-7/20/2016	EUT Type: Portable Handset		Page 31 of 196

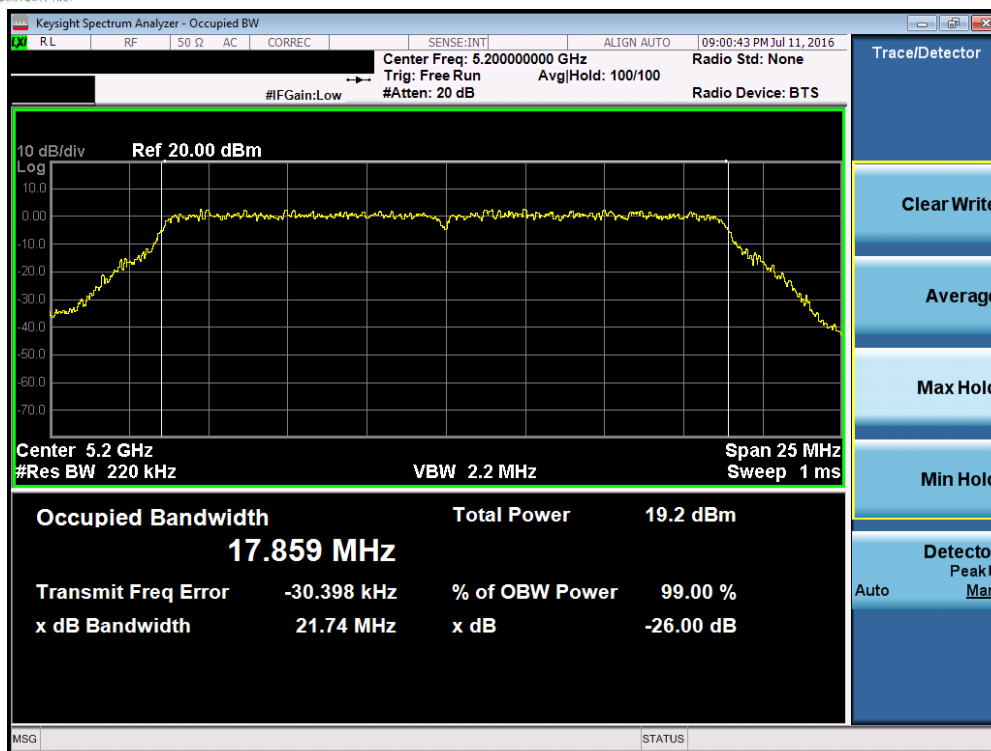


Plot 7-32. 26dB Bandwidth Plot (802.11a (UNII Band 1) – Ch. 48)

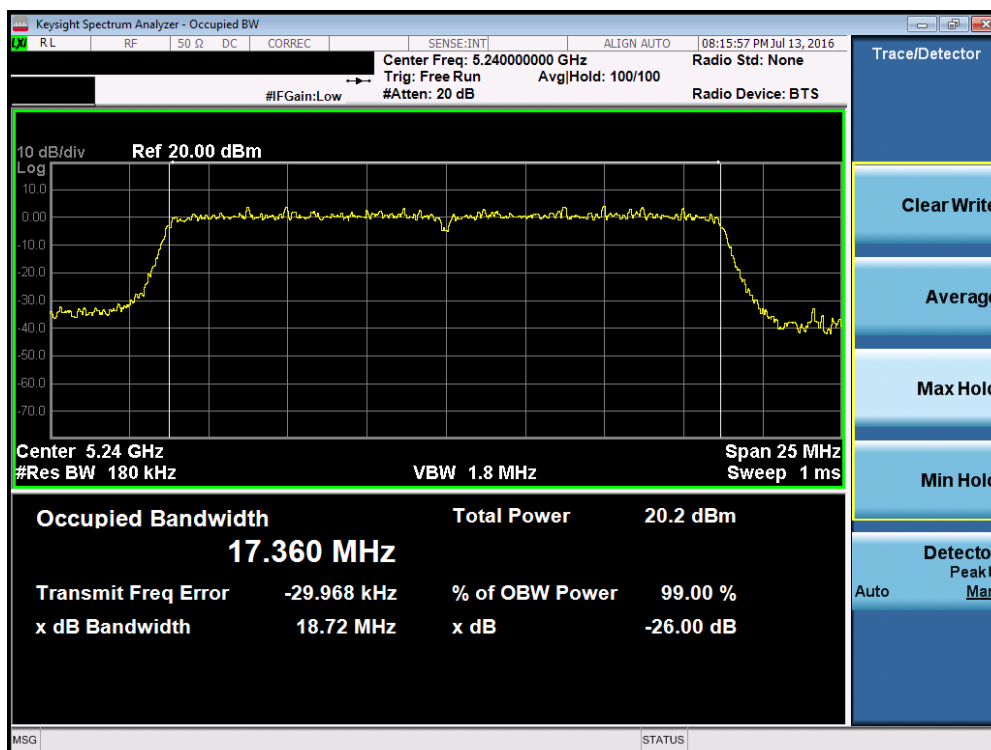


Plot 7-33. 26dB Bandwidth Plot (20MHz BW 802.11n (UNII Band 1) – Ch. 36)

FCC ID: ZNFLS997	<b>PCTEST</b> ENGINEERING LABORATORY, INC.	FCC Pt. 15.407 802.11a/n/ac UNII MEASUREMENT REPORT (CERTIFICATION)	LG	Reviewed by: Quality Manager
Test Report S/N: 0Y1607051207-R4.ZNF	Test Dates: 7/6-7/20/2016	EUT Type: Portable Handset		Page 32 of 196

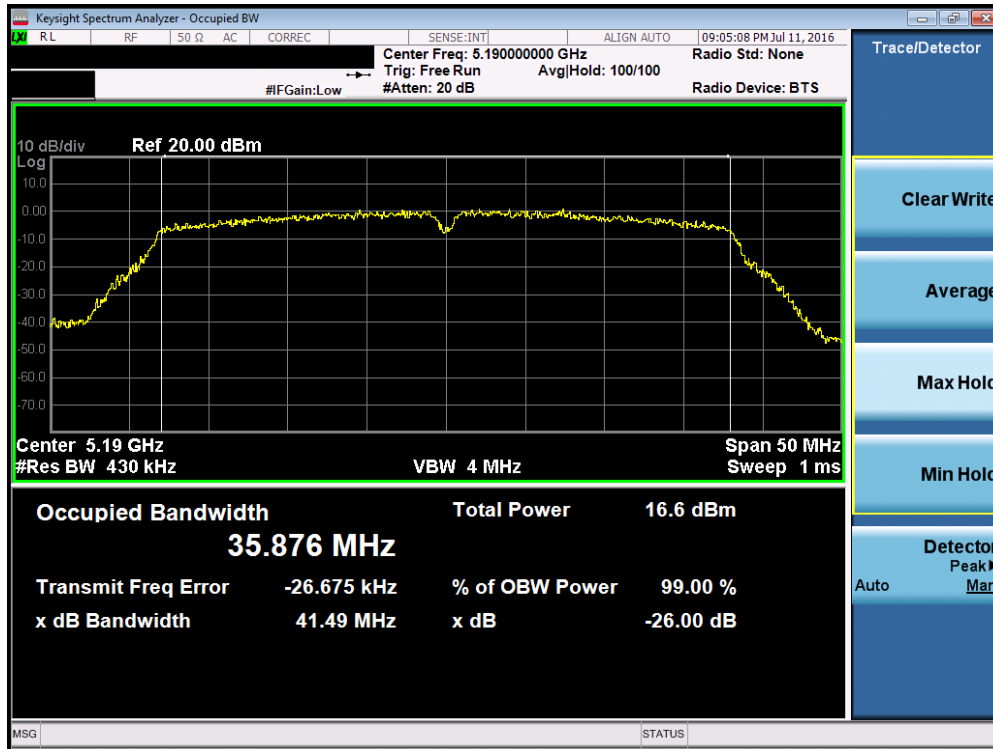


Plot 7-34. 26dB Bandwidth Plot (20MHz BW 802.11n (UNII Band 1) – Ch. 40)

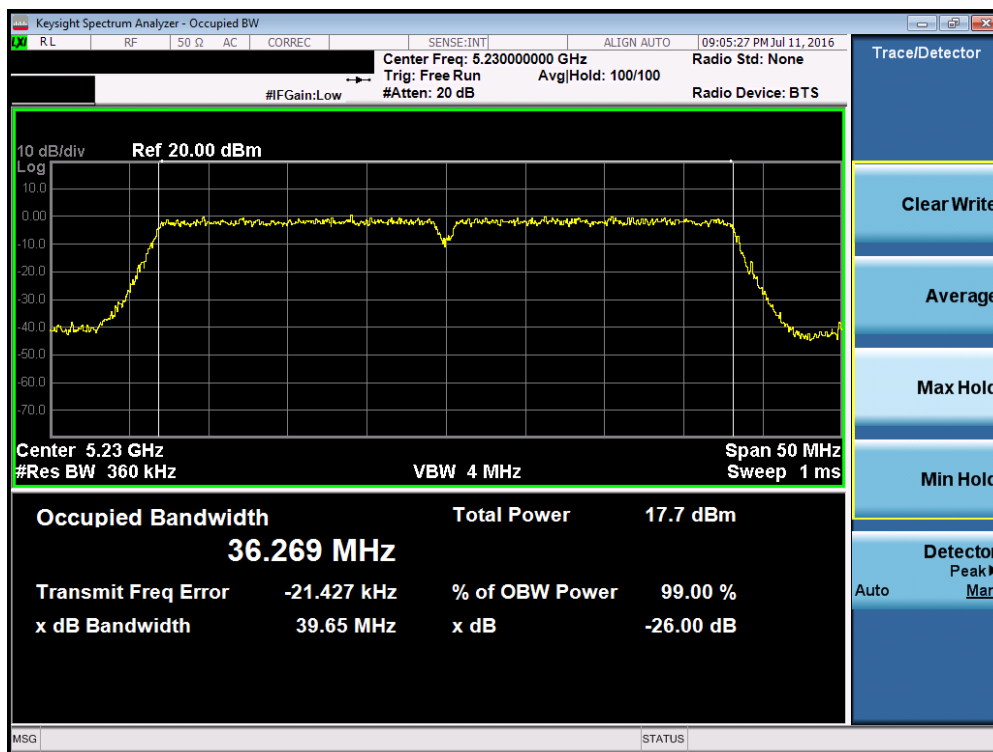


Plot 7-35. 26dB Bandwidth Plot (20MHz BW 802.11n (UNII Band 1) – Ch. 48)

FCC ID: ZNFLS997	<b>PCTEST</b> ENGINEERING LABORATORY, INC.	FCC Pt. 15.407 802.11a/n/ac UNII MEASUREMENT REPORT (CERTIFICATION)	LG	Reviewed by: Quality Manager
Test Report S/N: 0Y1607051207-R4.ZNF	Test Dates: 7/6-7/20/2016	EUT Type: Portable Handset		Page 33 of 196

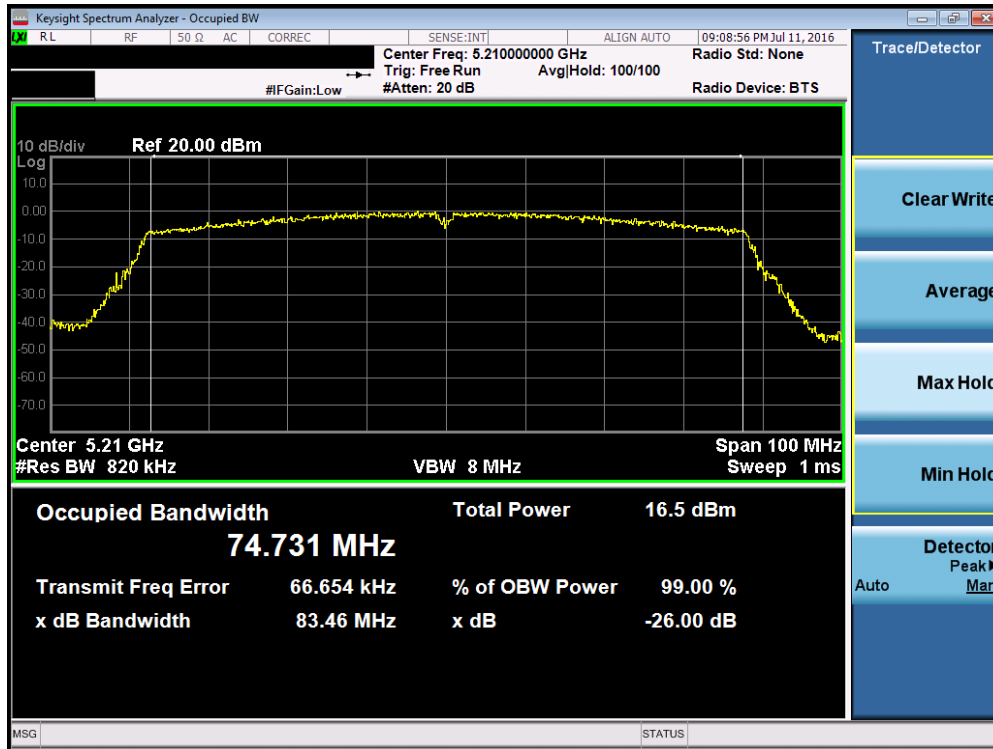


Plot 7-36. 26dB Bandwidth Plot (40MHz BW 802.11n (UNII Band 1) – Ch. 38)

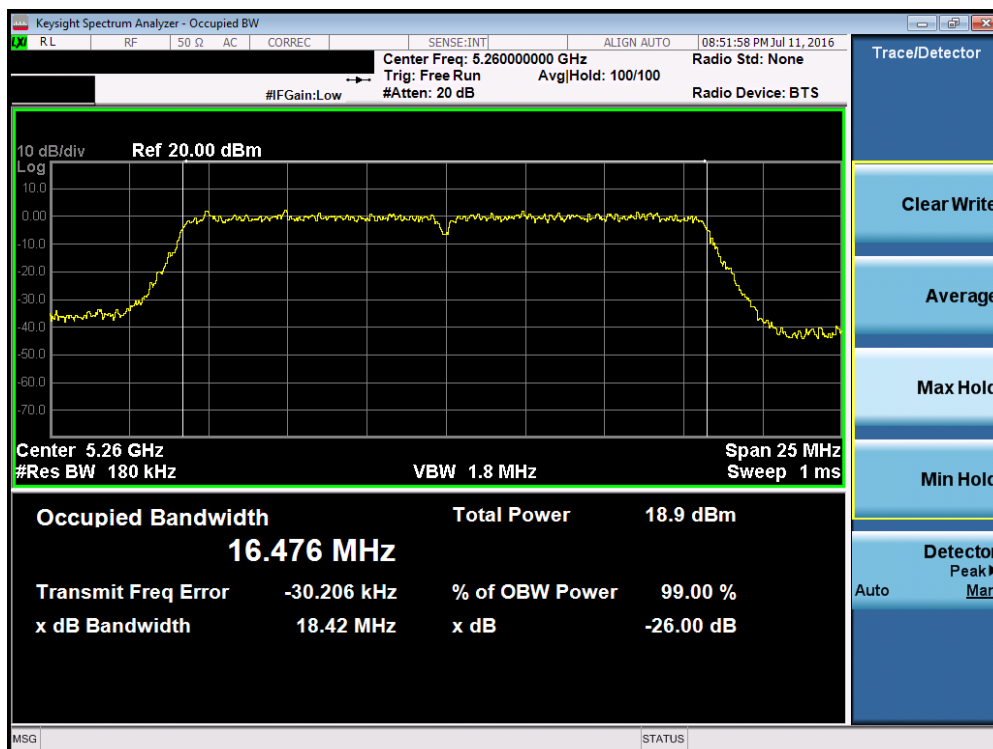


Plot 7-37. 26dB Bandwidth Plot (40MHz BW 802.11n (UNII Band 1) – Ch. 46)

FCC ID: ZNFLS997	<b>PCTEST</b> ENGINEERING LABORATORY, INC.	FCC Pt. 15.407 802.11a/n/ac UNII MEASUREMENT REPORT (CERTIFICATION)	<b>LG</b>	Reviewed by: Quality Manager
Test Report S/N: 0Y1607051207-R4.ZNF	Test Dates: 7/6-7/20/2016	EUT Type: Portable Handset		Page 34 of 196

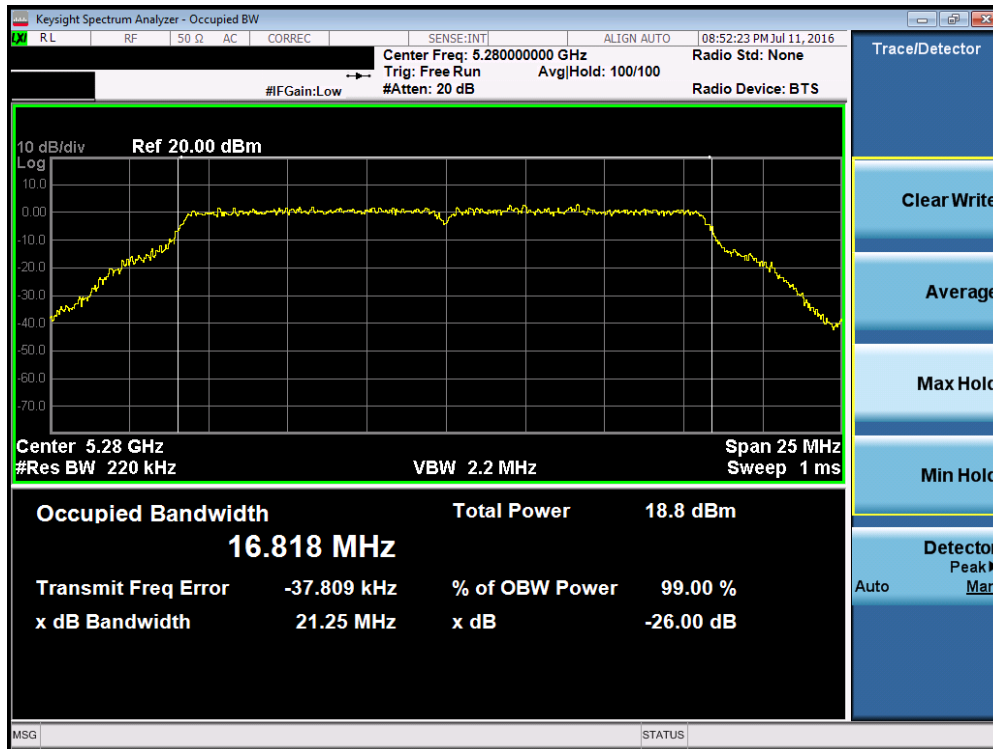


Plot 7-38. 26dB Bandwidth Plot (80MHz BW 802.11ac (UNII Band 1) – Ch. 42)

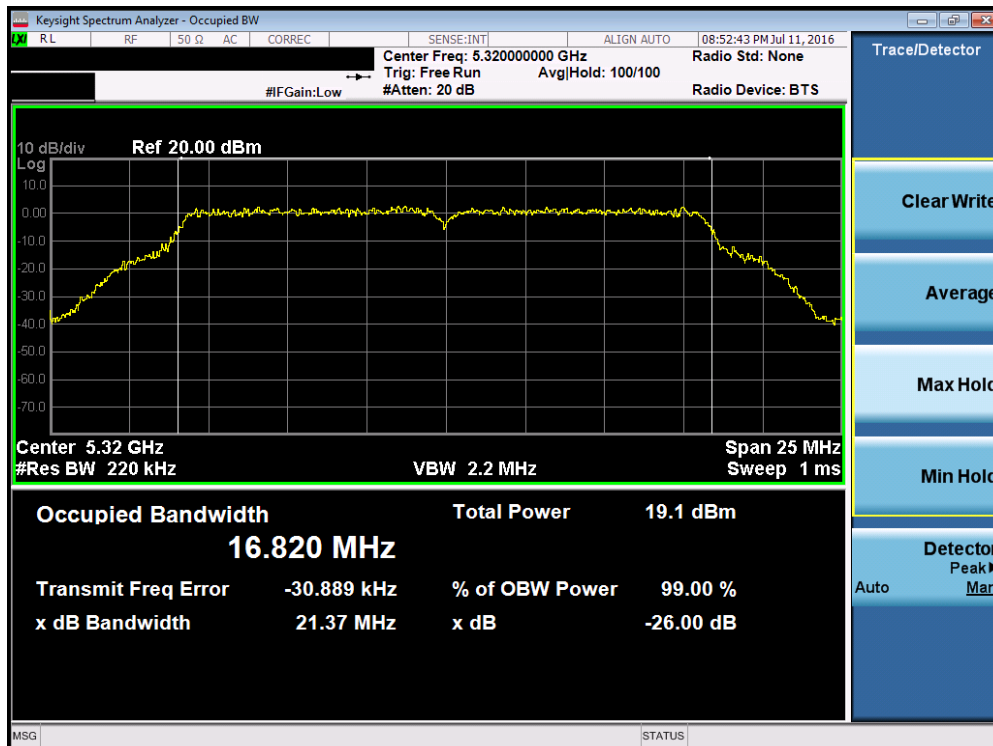


Plot 7-39. 26dB Bandwidth Plot (802.11a (UNII Band 2A) – Ch. 52)

FCC ID: ZNFLS997	<b>PCTEST</b> ENGINEERING LABORATORY, INC.	FCC Pt. 15.407 802.11a/n/ac UNII MEASUREMENT REPORT (CERTIFICATION)	LG	Reviewed by: Quality Manager
Test Report S/N: 0Y1607051207-R4.ZNF	Test Dates: 7/6-7/20/2016	EUT Type: Portable Handset		Page 35 of 196

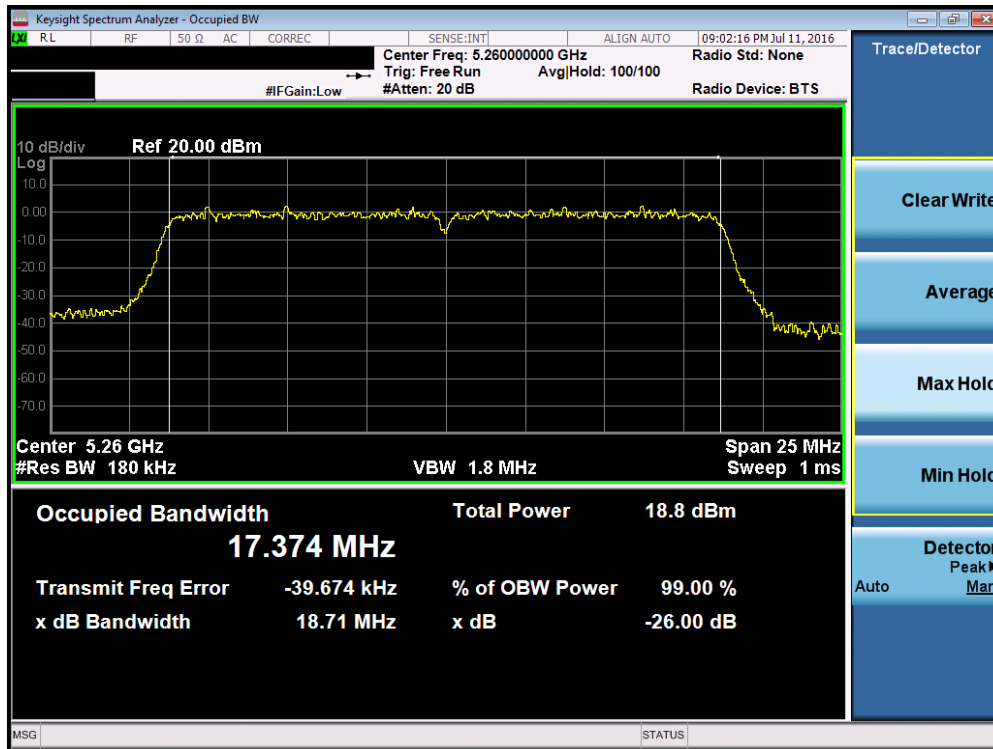


Plot 7-40. 26dB Bandwidth Plot (802.11a (UNII Band 2A) – Ch. 56)

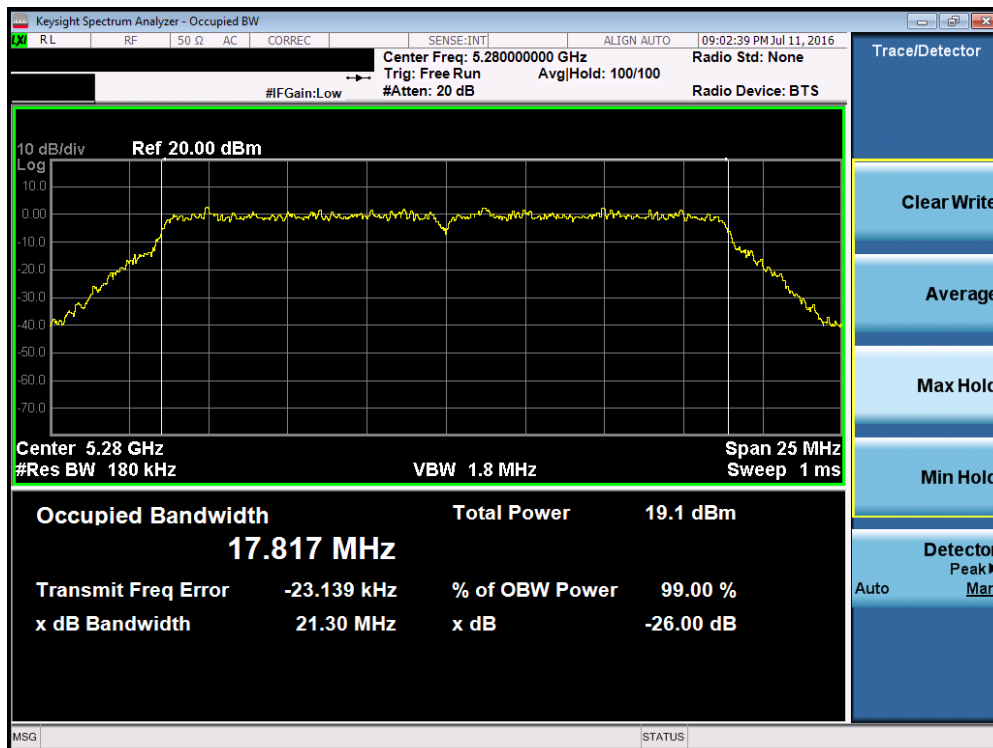


Plot 7-41. 26dB Bandwidth Plot (802.11a (UNII Band 2A) – Ch. 64)

FCC ID: ZNFLS997	<b>PCTEST</b> ENGINEERING LABORATORY, INC.	FCC Pt. 15.407 802.11a/n/ac UNII MEASUREMENT REPORT (CERTIFICATION)	LG	Reviewed by: Quality Manager
Test Report S/N: 0Y1607051207-R4.ZNF	Test Dates: 7/6-7/20/2016	EUT Type: Portable Handset		Page 36 of 196



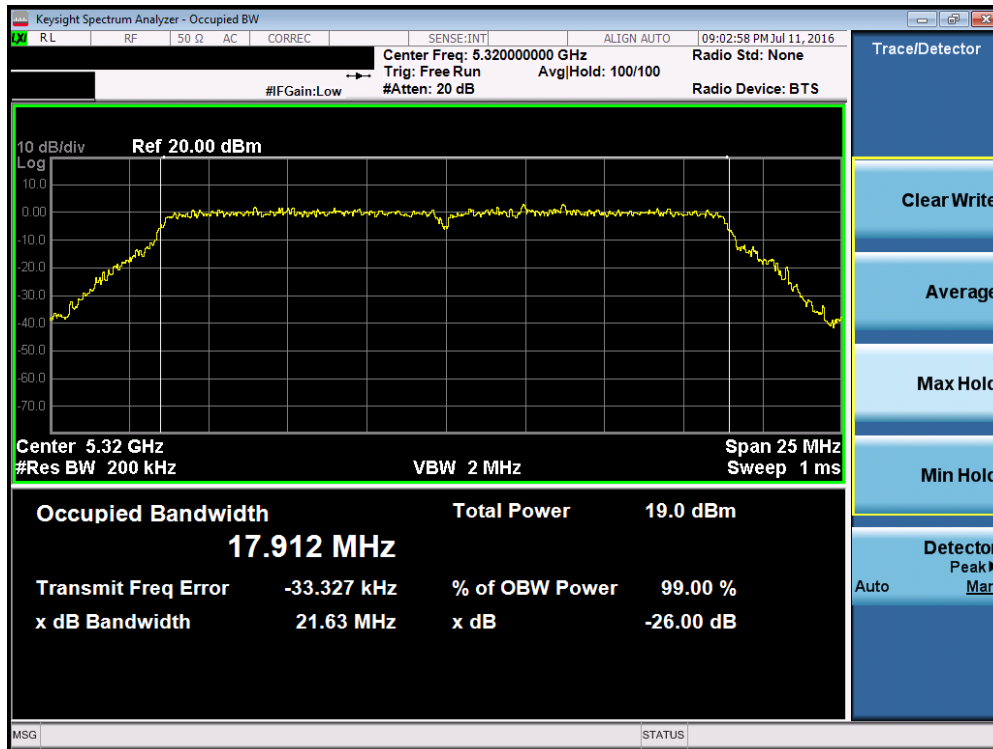
Plot 7-42. 26dB Bandwidth Plot (20MHz BW 802.11n (UNII Band 2A) – Ch. 52)



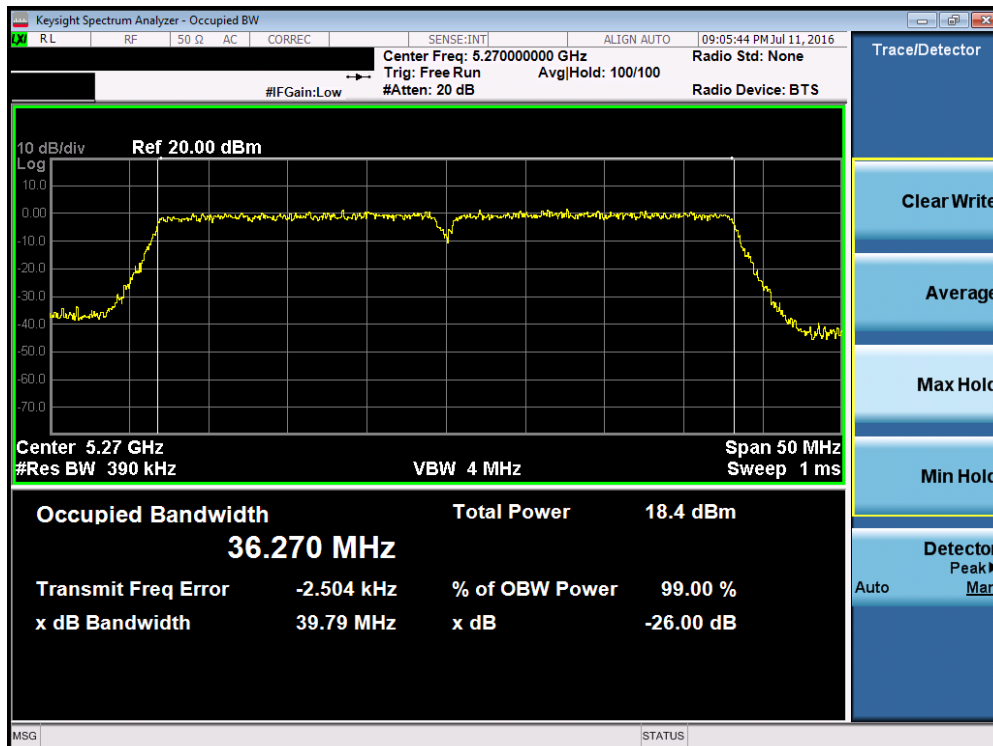
Plot 7-43. 26dB Bandwidth Plot (20MHz BW 802.11n (UNII Band 2A) – Ch. 56)

FCC ID: ZNFLS997	<b>PCTEST</b> ENGINEERING LABORATORY, INC.	FCC Pt. 15.407 802.11a/n/ac UNII MEASUREMENT REPORT (CERTIFICATION)	LG	Reviewed by: Quality Manager
Test Report S/N: 0Y1607051207-R4.ZNF	Test Dates: 7/6-7/20/2016	EUT Type: Portable Handset		Page 37 of 196



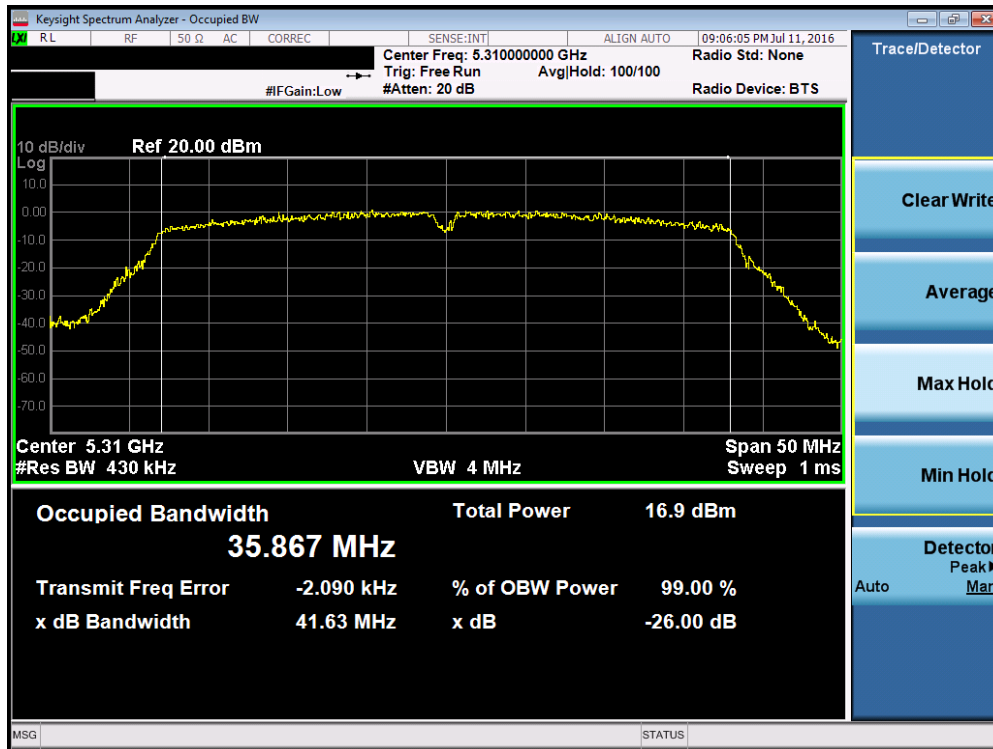


Plot 7-44. 26dB Bandwidth Plot (20MHz BW 802.11n (UNII Band 2A) – Ch. 64)

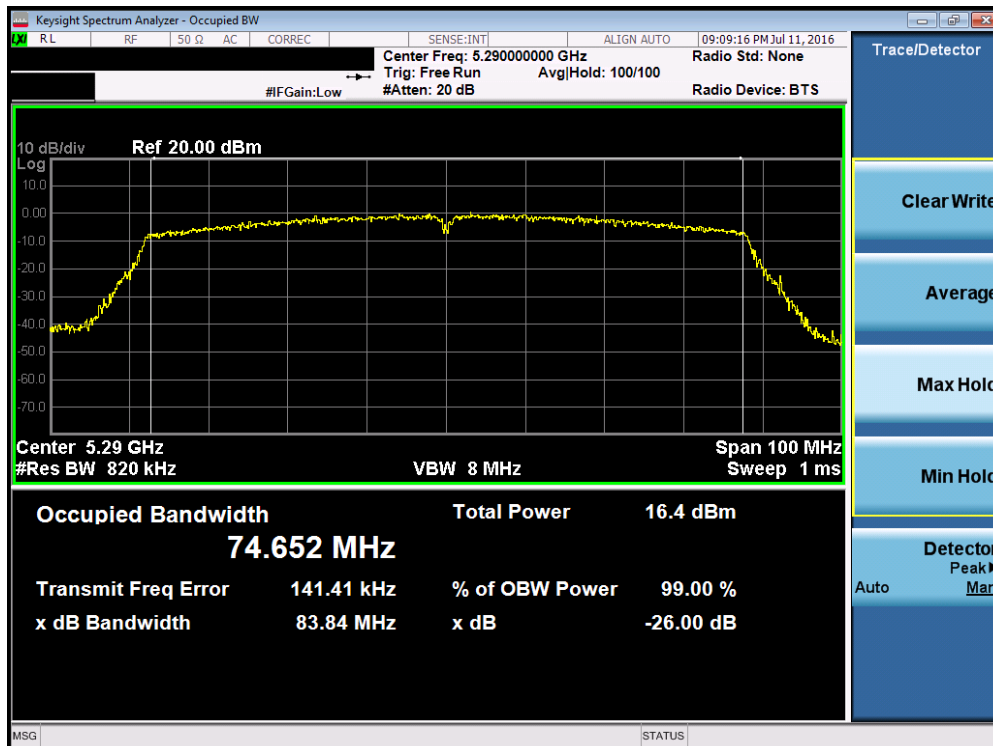


Plot 7-45. 26dB Bandwidth Plot (40MHz BW 802.11n (UNII Band 2A) – Ch. 54)

FCC ID: ZNFLS997	<b>PCTEST</b> ENGINEERING LABORATORY, INC.	FCC Pt. 15.407 802.11a/n/ac UNII MEASUREMENT REPORT (CERTIFICATION)	LG	Reviewed by: Quality Manager
Test Report S/N: 0Y1607051207-R4.ZNF	Test Dates: 7/6-7/20/2016	EUT Type: Portable Handset		Page 38 of 196

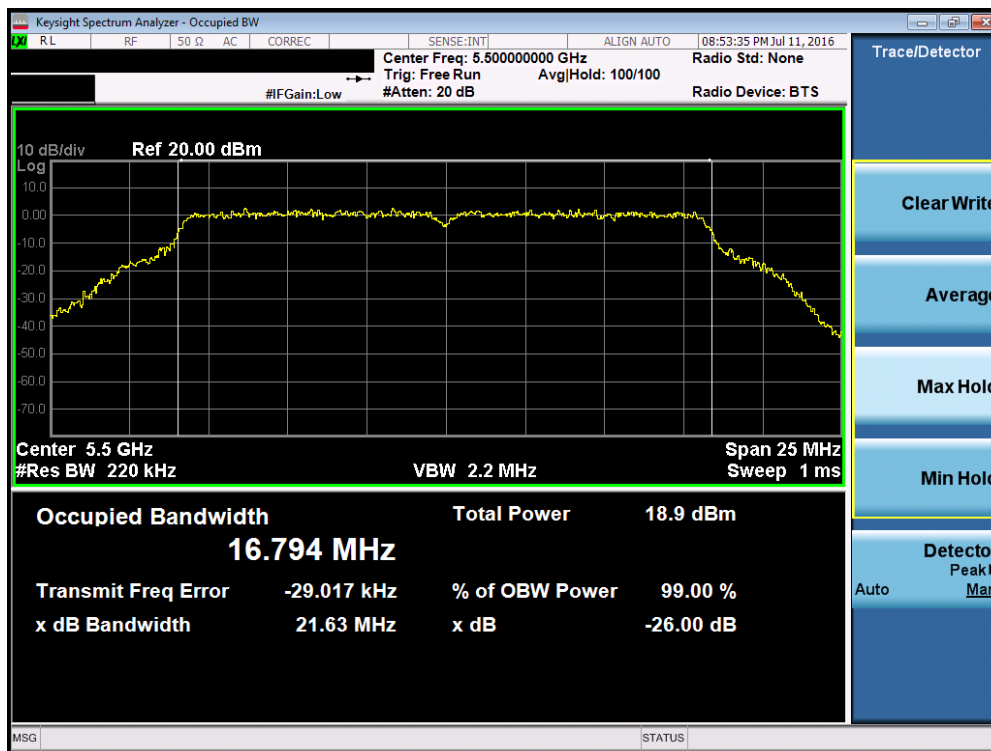


Plot 7-46. 26dB Bandwidth Plot (40MHz BW 802.11n (UNII Band 2A) – Ch. 62)

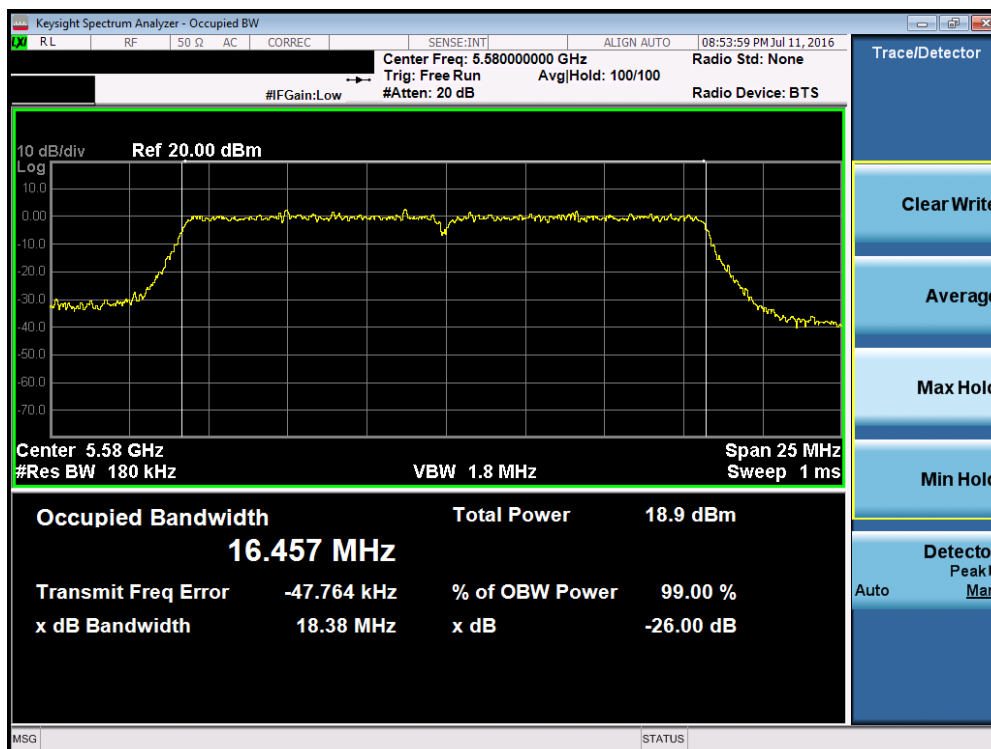


Plot 7-47. 26dB Bandwidth Plot (80MHz BW 802.11ac (UNII Band 2A) – Ch. 58)

FCC ID: ZNFLS997	<b>PCTEST</b> ENGINEERING LABORATORY, INC.	FCC Pt. 15.407 802.11a/n/ac UNII MEASUREMENT REPORT (CERTIFICATION)	LG	Reviewed by: Quality Manager
Test Report S/N: 0Y1607051207-R4.ZNF	Test Dates: 7/6-7/20/2016	EUT Type: Portable Handset		Page 39 of 196

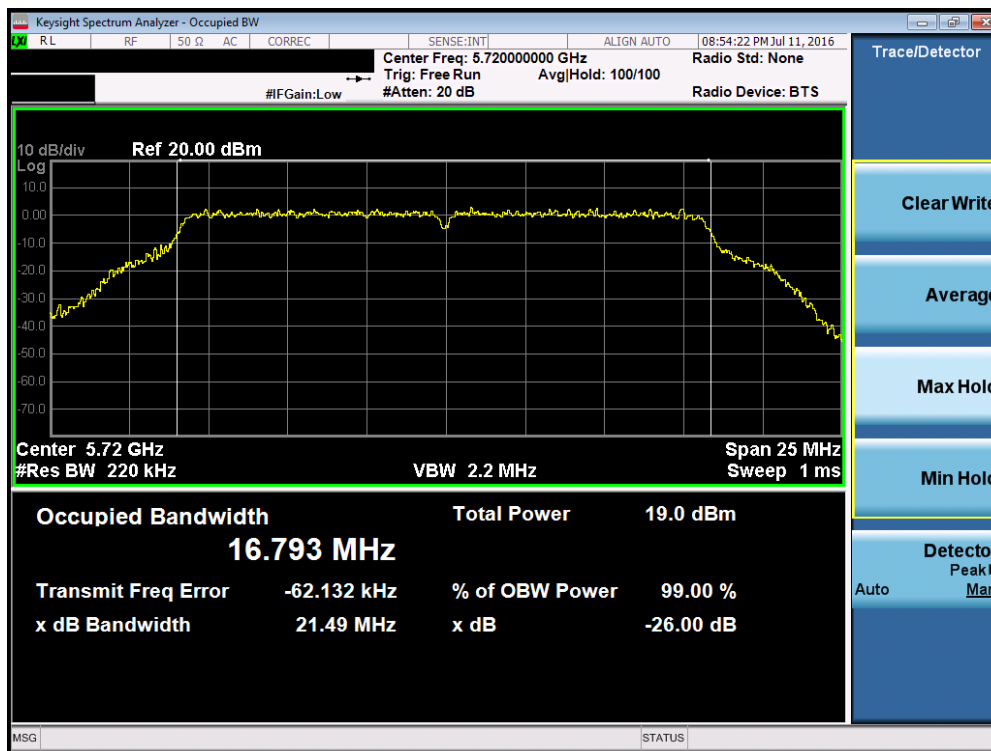


Plot 7-48. 26dB Bandwidth Plot (802.11a (UNII Band 2C) – Ch. 100)

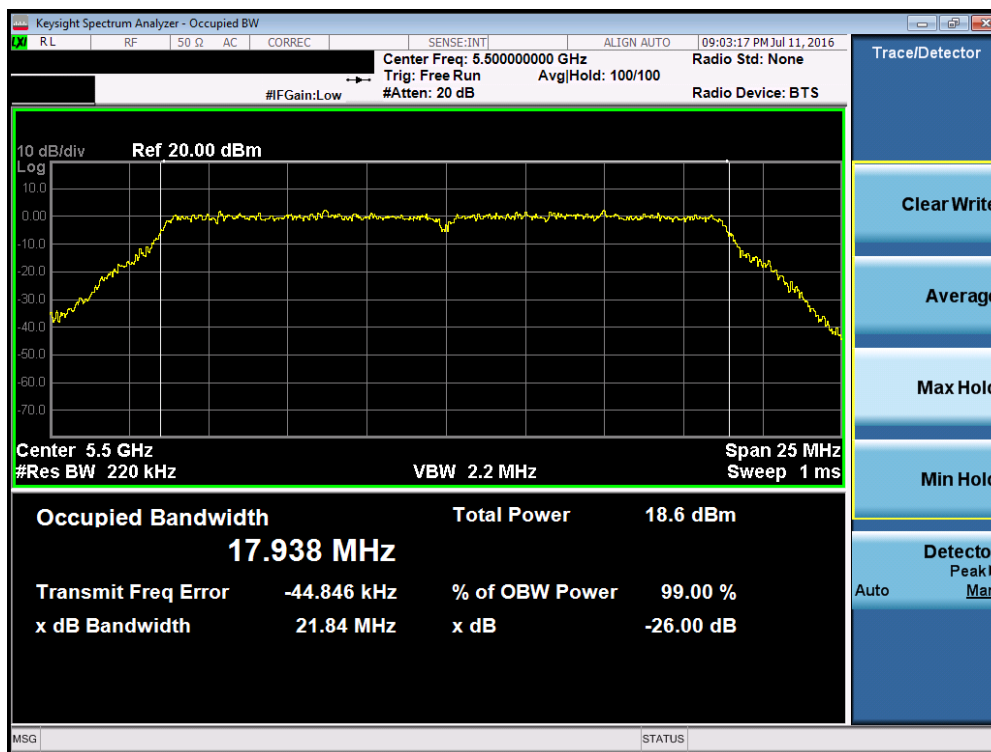


Plot 7-49. 26dB Bandwidth Plot (802.11a (UNII Band 2C) – Ch. 116)

FCC ID: ZNFLS997	<b>PCTEST</b> ENGINEERING LABORATORY, INC.	FCC Pt. 15.407 802.11a/n/ac UNII MEASUREMENT REPORT (CERTIFICATION)	LG	Reviewed by: Quality Manager
Test Report S/N: 0Y1607051207-R4.ZNF	Test Dates: 7/6-7/20/2016	EUT Type: Portable Handset		Page 40 of 196

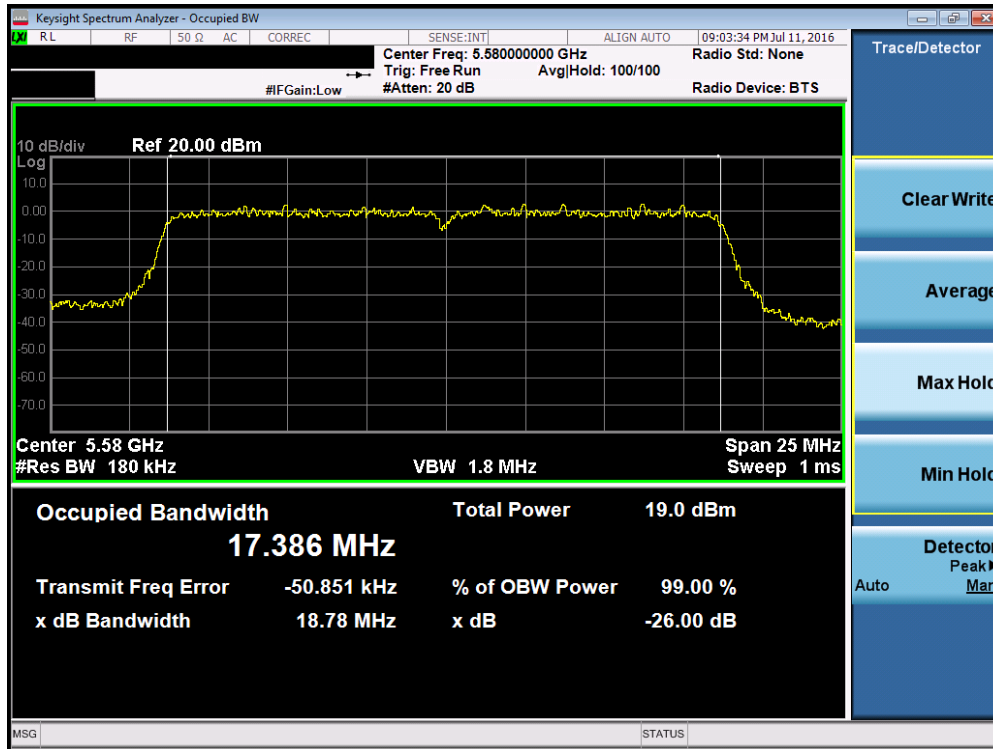


Plot 7-50. 26dB Bandwidth Plot (802.11a (UNII Band 2C) – Ch. 144)

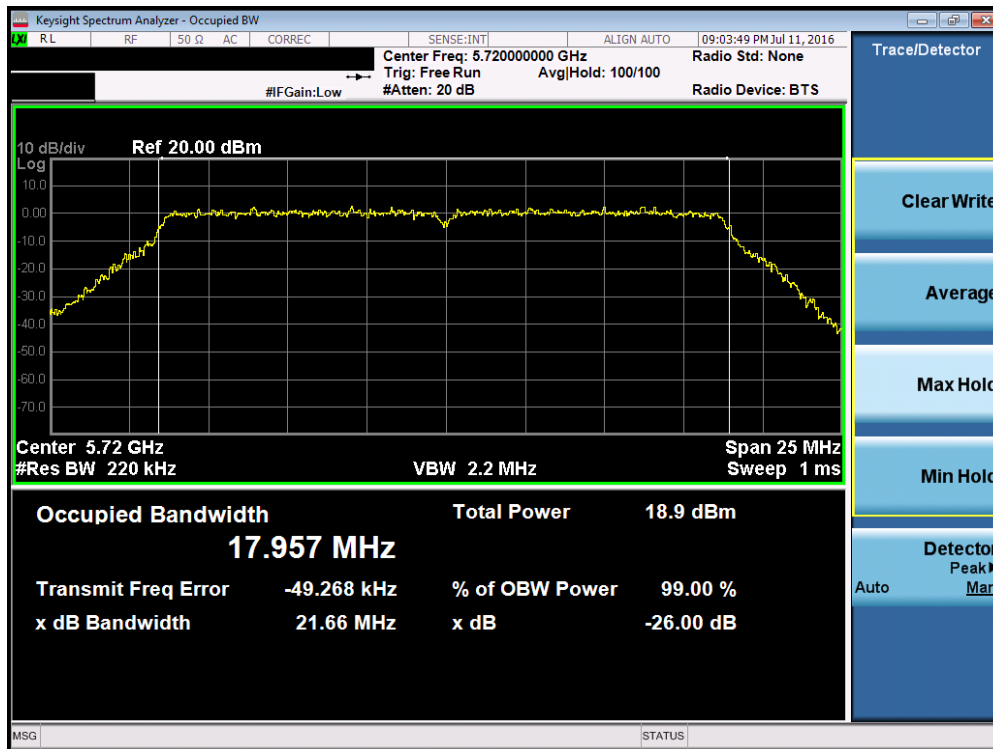


Plot 7-51. 26dB Bandwidth Plot (20MHz BW 802.11n (UNII Band 2C) – Ch. 100)

FCC ID: ZNFLS997	<b>PCTEST</b> ENGINEERING LABORATORY, INC.	FCC Pt. 15.407 802.11a/n/ac UNII MEASUREMENT REPORT (CERTIFICATION)	LG	Reviewed by: Quality Manager
Test Report S/N: 0Y1607051207-R4.ZNF	Test Dates: 7/6-7/20/2016	EUT Type: Portable Handset		Page 41 of 196

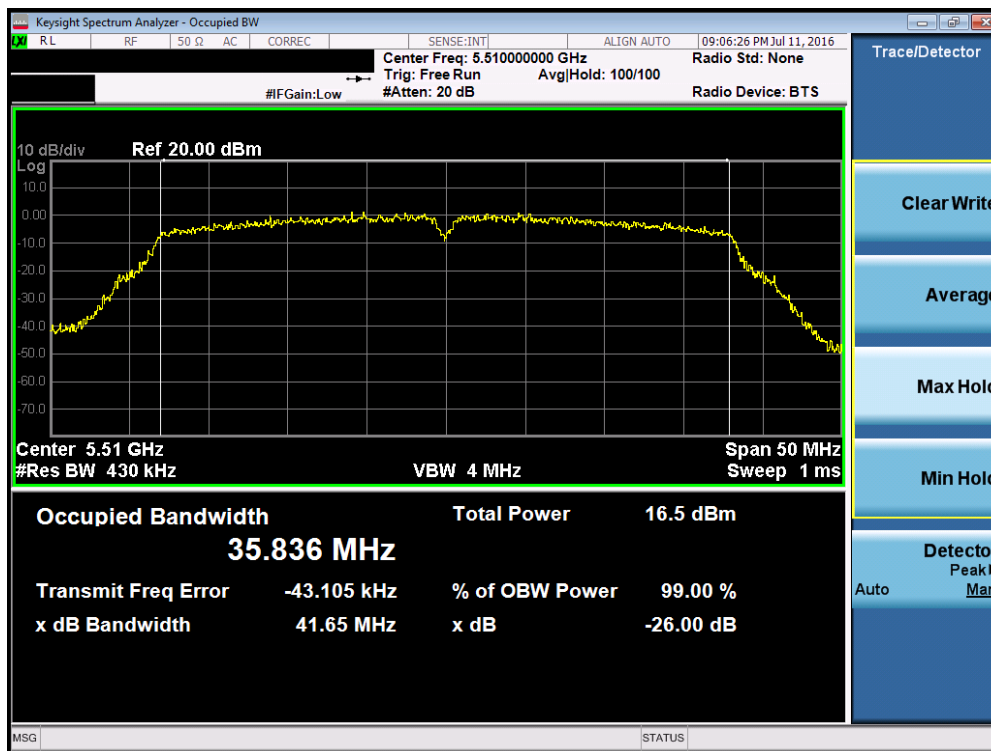


Plot 7-52. 26dB Bandwidth Plot (20MHz BW 802.11n (UNII Band 2C) – Ch. 116)

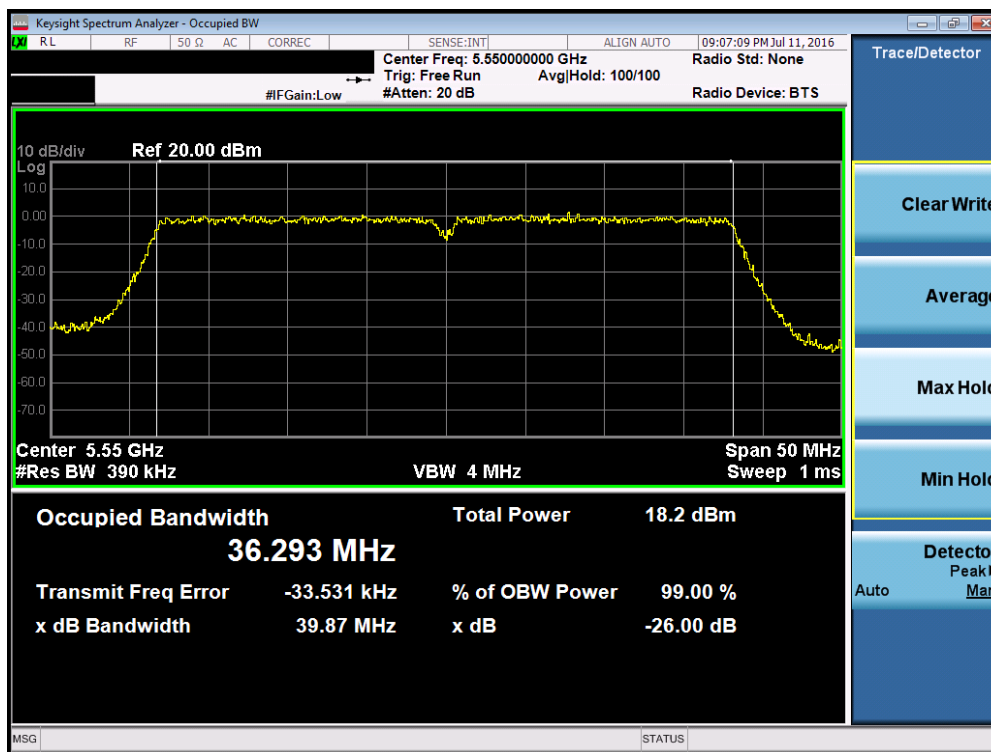


Plot 7-53. 26dB Bandwidth Plot (20MHz BW 802.11n (UNII Band 2C) – Ch. 144)

FCC ID: ZNFLS997	<b>PCTEST</b> ENGINEERING LABORATORY, INC.	FCC Pt. 15.407 802.11a/n/ac UNII MEASUREMENT REPORT (CERTIFICATION)	<b>LG</b>	Reviewed by: Quality Manager
Test Report S/N: 0Y1607051207-R4.ZNF	Test Dates: 7/6-7/20/2016	EUT Type: Portable Handset		Page 42 of 196

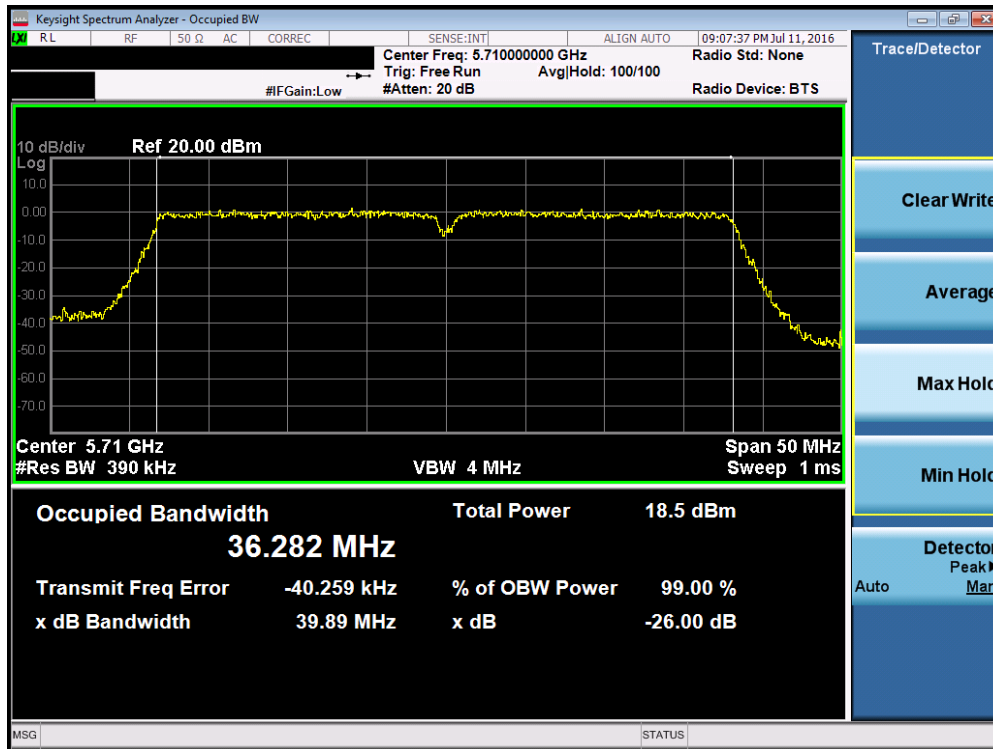


Plot 7-54. 26dB Bandwidth Plot (40MHz BW 802.11n (UNII Band 2C) – Ch. 102)

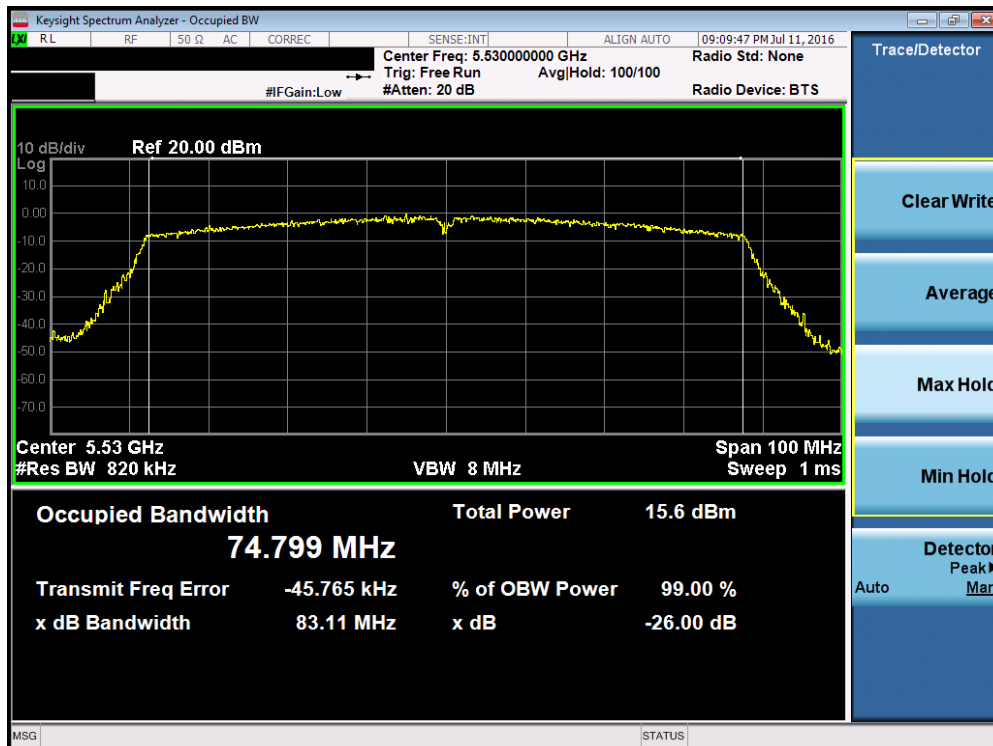


Plot 7-55. 26dB Bandwidth Plot (40MHz BW 802.11n (UNII Band 2C) – Ch. 110)

FCC ID: ZNFLS997	<b>PCTEST</b> ENGINEERING LABORATORY, INC.	FCC Pt. 15.407 802.11a/n/ac UNII MEASUREMENT REPORT (CERTIFICATION)	<b>LG</b>	Reviewed by: Quality Manager
Test Report S/N: 0Y1607051207-R4.ZNF	Test Dates: 7/6-7/20/2016	EUT Type: Portable Handset		Page 43 of 196



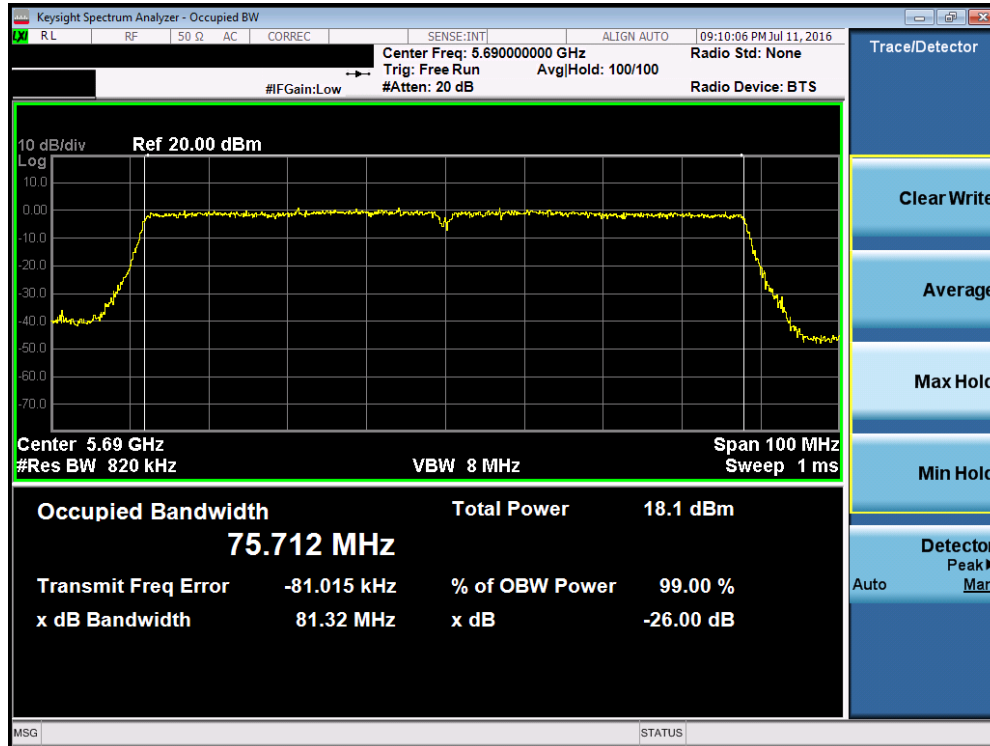
Plot 7-56. 26dB Bandwidth Plot (40MHz BW 802.11n (UNII Band 2C) – Ch. 142)



Plot 7-57. 26dB Bandwidth Plot (80MHz BW 802.11ac (UNII Band 2C) – Ch. 106)

FCC ID: ZNFLS997	<b>PCTEST</b> ENGINEERING LABORATORY, INC.	FCC Pt. 15.407 802.11a/n/ac UNII MEASUREMENT REPORT (CERTIFICATION)	LG	Reviewed by: Quality Manager
Test Report S/N: 0Y1607051207-R4.ZNF	Test Dates: 7/6-7/20/2016	EUT Type: Portable Handset		Page 44 of 196





Plot 7-58. 26dB Bandwidth Plot (80MHz BW 802.11ac (UNII Band 2C) – Ch. 138)

FCC ID: ZNFLS997	<b>PCTEST</b> ENGINEERING LABORATORY, INC.	FCC Pt. 15.407 802.11a/n/ac UNII MEASUREMENT REPORT (CERTIFICATION)	LG	Reviewed by: Quality Manager
Test Report S/N: 0Y1607051207-R4.ZNF	Test Dates: 7/6-7/20/2016	EUT Type: Portable Handset		Page 45 of 196

### 7.3 6dB Bandwidth Measurement – 802.11a/n/ac §15.407 (e)

#### Test Overview and Limit

The bandwidth at 6dB down from the highest in-band spectral density is measured with a spectrum analyzer connected to the antenna terminal while the EUT is operating at its maximum duty cycle, at its maximum power control level, as defined in KDB 789033 D02 v01r02, and at the appropriate frequencies. The spectrum analyzer's bandwidth measurement function is configured to measure the 6dB bandwidth.

***In the 5.725 – 5.850GHz band, the 6dB bandwidth must be  $\geq 500$  kHz.***

#### Test Procedure Used


KDB 789033 D02 v01r02 – Section C

#### Test Settings

1. The signal analyzers' automatic bandwidth measurement capability was used to perform the 6dB bandwidth measurement. The "X" dB bandwidth parameter was set to  $X = 6$ . The automatic bandwidth measurement function also has the capability of simultaneously measuring the 99% occupied bandwidth. The bandwidth measurement was not influenced by any intermediate power nulls in the fundamental emission.
2. RBW = 100 kHz
3. VBW  $\geq 3 \times$  RBW
4. Detector = Peak
5. Trace mode = max hold
6. Sweep = auto couple

#### Test Setup

The EUT and measurement equipment were set up as shown in the diagram below.



**Figure 7-2. Test Instrument & Measurement Setup**

#### Test Notes

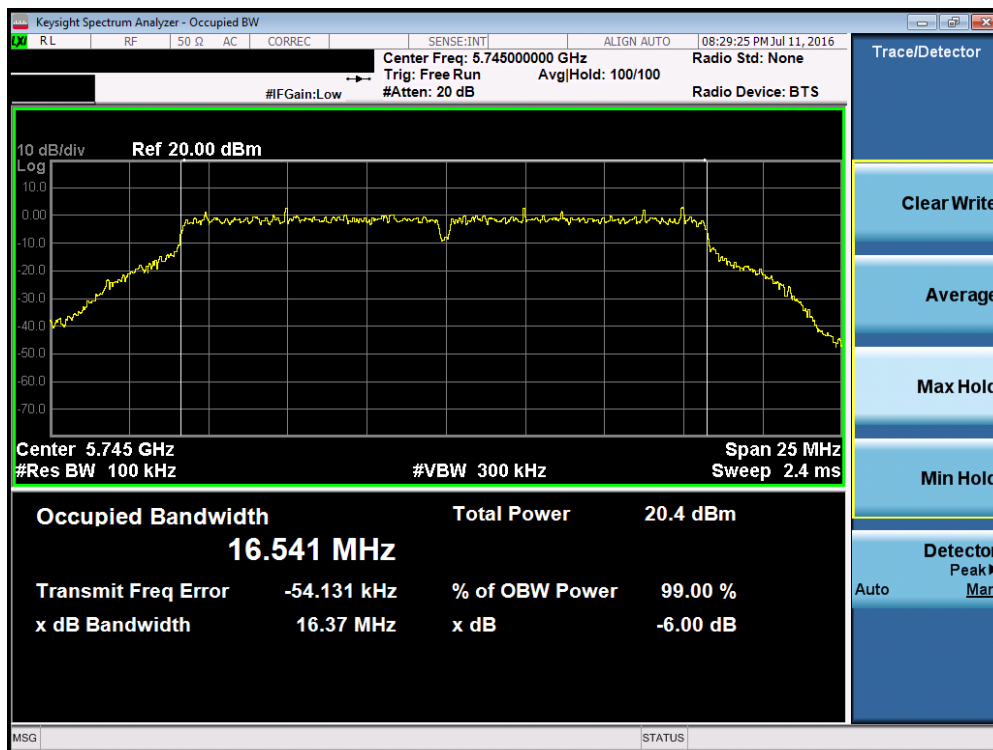
None.

FCC ID: ZNFLS997	<b>PCTEST</b> ENGINEERING LABORATORY, INC.	FCC Pt. 15.407 802.11a/n/ac UNII MEASUREMENT REPORT (CERTIFICATION)	LG	Reviewed by: Quality Manager
Test Report S/N: 0Y1607051207-R4.ZNF	Test Dates: 7/6-7/20/2016	EUT Type: Portable Handset		Page 46 of 196

## Primary Antenna 6 dB Bandwidth Measurements

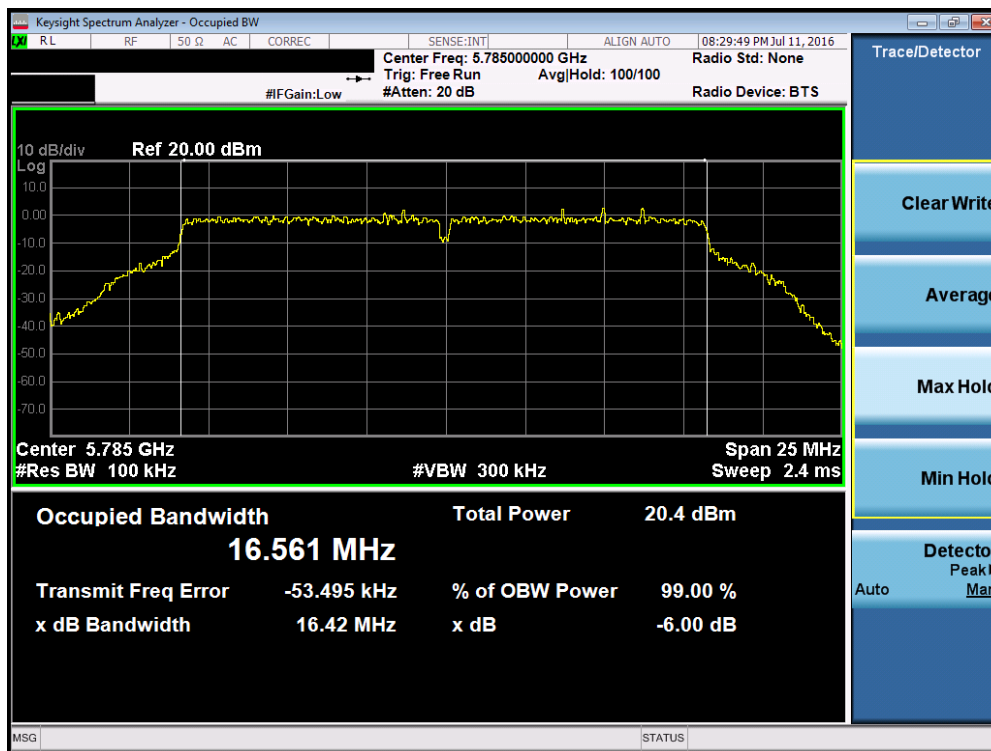
	Frequency [MHz]	Channel No.	802.11 Mode	Data Rate [Mbps]	Measured 6dB Bandwidth [MHz]
<b>Band 3</b>	5745	149	a	6	16.37
	5785	157	a	6	16.42
	5825	165	a	6	16.36
	5745	149	n (20MHz)	6.5/7.2 (MCS0)	17.67
	5785	157	n (20MHz)	6.5/7.2 (MCS0)	17.64
	5825	165	n (20MHz)	6.5/7.2 (MCS0)	17.61
	5755	151	n (40MHz)	13.5/15 (MCS0)	36.37
	5795	159	n (40MHz)	13.5/15 (MCS0)	30.17
	5775	155	ac (80MHz)	29.3/32.5 (MCS0)	67.63

**Table 7-4. Conducted Bandwidth Measurements**

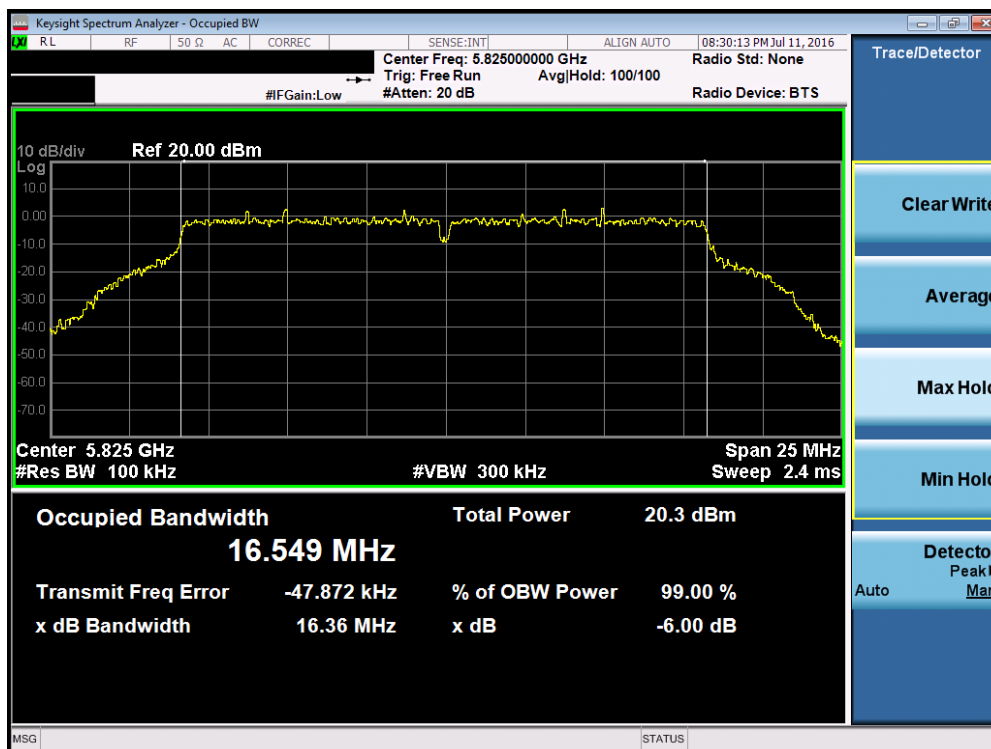


**Plot 7-59. 6dB Bandwidth Plot (802.11a (UNII Band 3) – Ch. 149)**

<b>FCC ID:</b> ZNFLS997	<b>PCTEST</b> ENGINEERING LABORATORY, INC.	<b>FCC Pt. 15.407 802.11a/n/ac UNII MEASUREMENT REPORT</b> (CERTIFICATION)	<b>LG</b>	<b>Reviewed by:</b> Quality Manager
<b>Test Report S/N:</b> 0Y1607051207-R4.ZNF	<b>Test Dates:</b> 7/6-7/20/2016	<b>EUT Type:</b> Portable Handset		Page 47 of 196

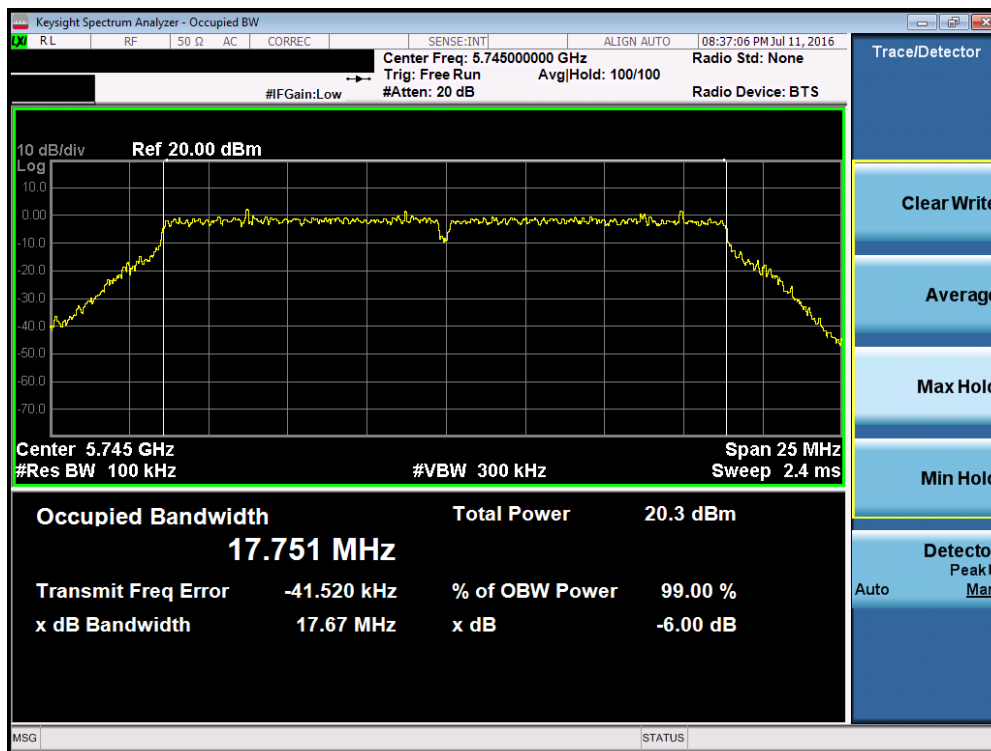


Plot 7-60. 6dB Bandwidth Plot (802.11a (UNII Band 3) – Ch. 157)

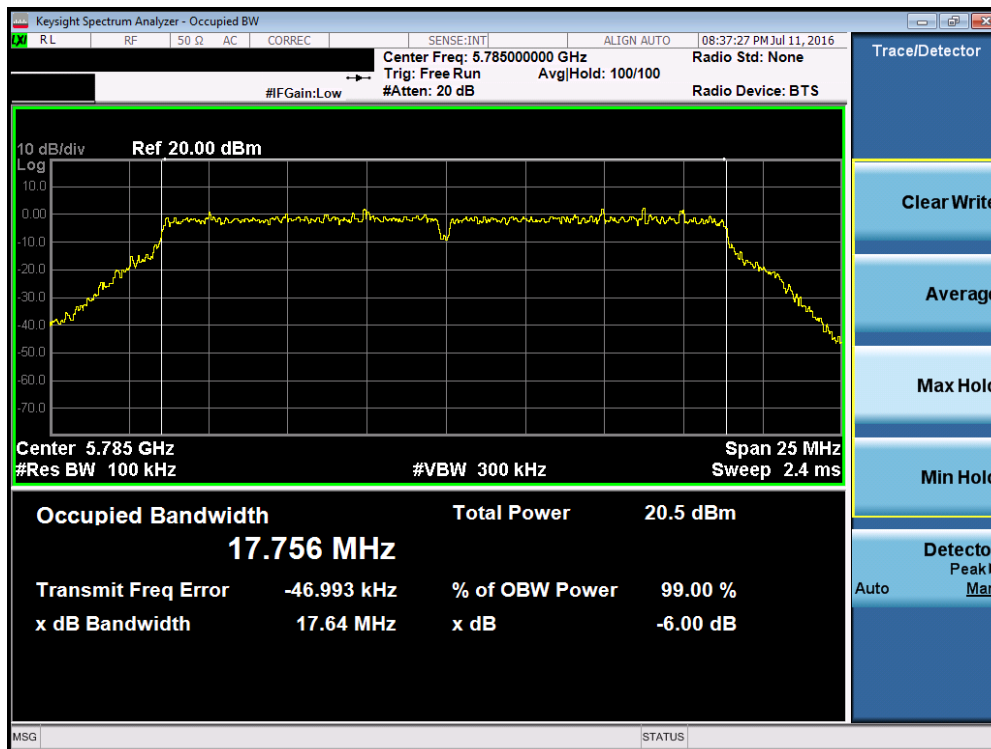


Plot 7-61. 6dB Bandwidth Plot (802.11a (UNII Band 3) – Ch. 165)

FCC ID: ZNFLS997	<b>PCTEST</b> ENGINEERING LABORATORY, INC.	FCC Pt. 15.407 802.11a/n/ac UNII MEASUREMENT REPORT (CERTIFICATION)	LG	Reviewed by: Quality Manager
Test Report S/N: 0Y1607051207-R4.ZNF	Test Dates: 7/6-7/20/2016	EUT Type: Portable Handset		Page 48 of 196

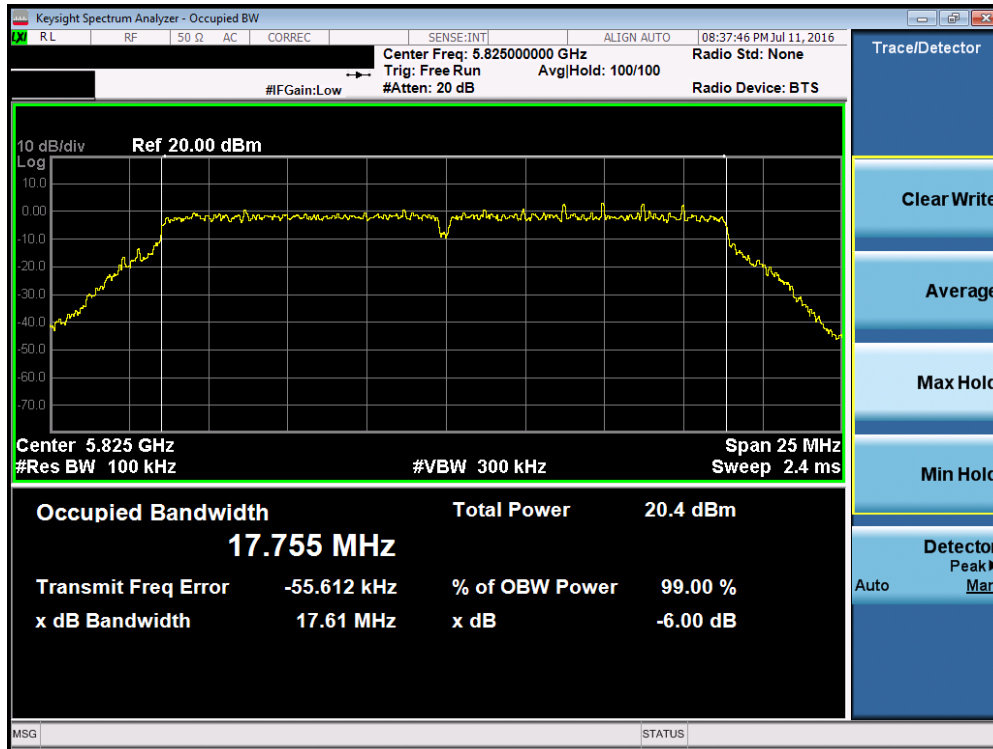


Plot 7-62. 6dB Bandwidth Plot (20MHz BW 802.11n (UNII Band 3) – Ch. 149)

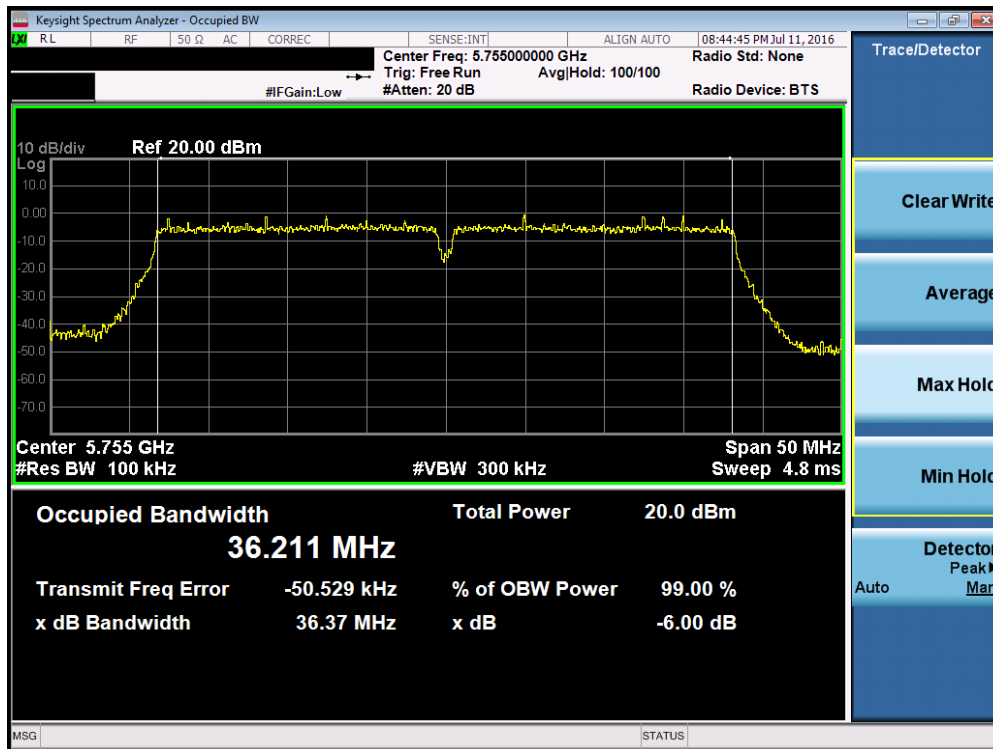


Plot 7-63. 6dB Bandwidth Plot (20MHz BW 802.11n (UNII Band 3) – Ch. 157)

FCC ID: ZNFLS997	<b>PCTEST</b> ENGINEERING LABORATORY, INC.	FCC Pt. 15.407 802.11a/n/ac UNII MEASUREMENT REPORT (CERTIFICATION)	LG	Reviewed by: Quality Manager
Test Report S/N: 0Y1607051207-R4.ZNF	Test Dates: 7/6-7/20/2016	EUT Type: Portable Handset		Page 49 of 196

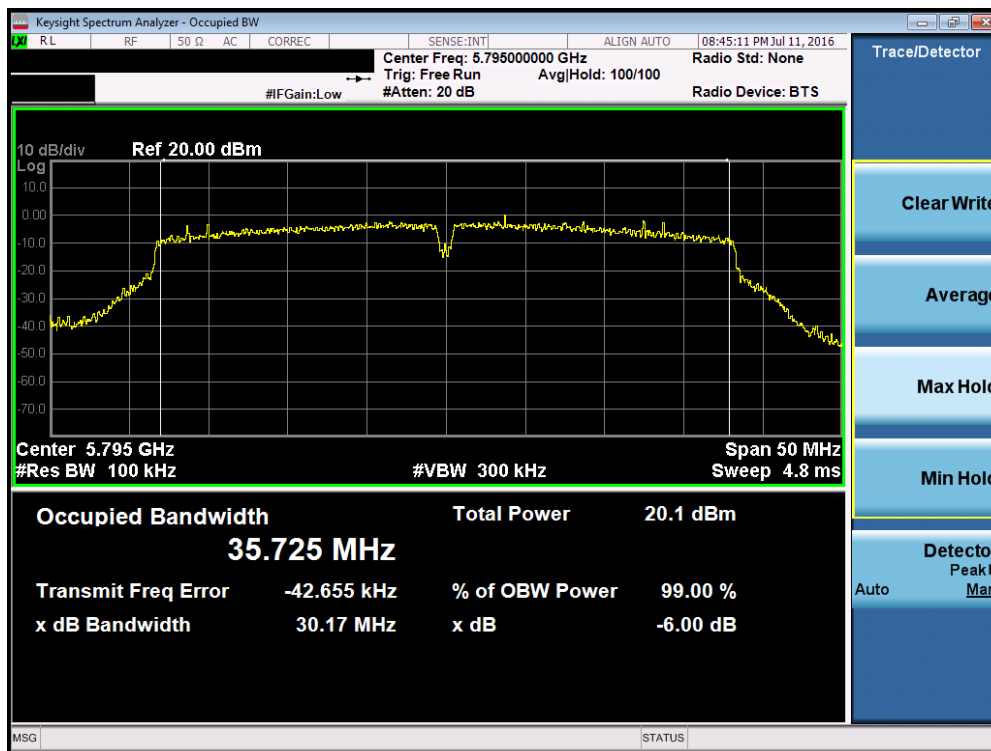


Plot 7-64. 6dB Bandwidth Plot (20MHz BW 802.11n (UNII Band 3) – Ch. 165)

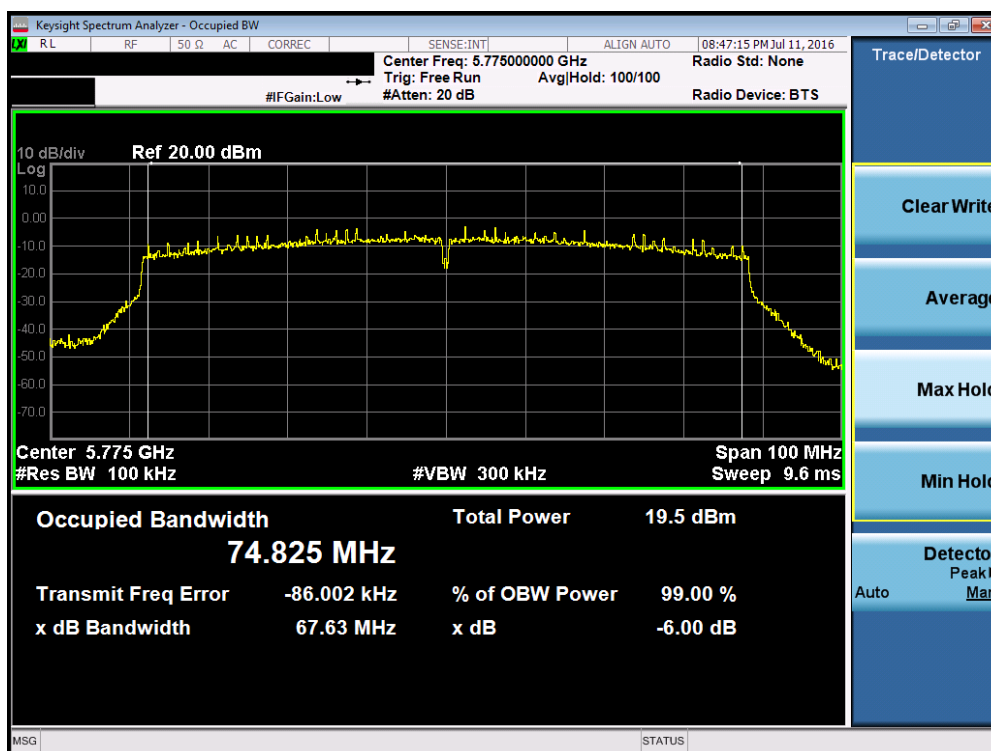


Plot 7-65. 6dB Bandwidth Plot (40MHz BW 802.11n (UNII Band 3) – Ch. 151)

FCC ID: ZNFLS997	<b>PCTEST</b> ENGINEERING LABORATORY, INC.	FCC Pt. 15.407 802.11a/n/ac UNII MEASUREMENT REPORT (CERTIFICATION)	LG	Reviewed by: Quality Manager
Test Report S/N: 0Y1607051207-R4.ZNF	Test Dates: 7/6-7/20/2016	EUT Type: Portable Handset		Page 50 of 196



Plot 7-66. 6dB Bandwidth Plot (40MHz BW 802.11n (UNII Band 3) – Ch. 159)



Plot 7-67. 6dB Bandwidth Plot (80MHz BW 802.11ac (UNII Band 3) – Ch. 155)

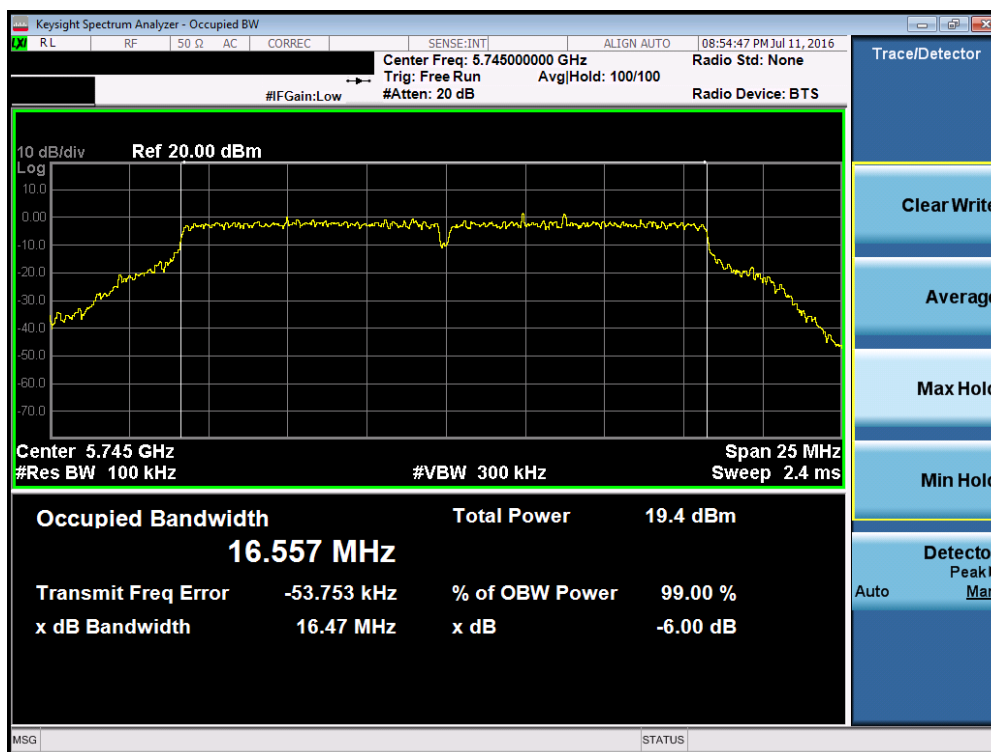
FCC ID: ZNFLS997	<b>PCTEST</b> ENGINEERING LABORATORY, INC.	FCC Pt. 15.407 802.11a/n/ac UNII MEASUREMENT REPORT (CERTIFICATION)	LG	Reviewed by: Quality Manager
Test Report S/N: 0Y1607051207-R4.ZNF	Test Dates: 7/6-7/20/2016	EUT Type: Portable Handset		Page 51 of 196



## Secondary Antenna 6dB Bandwidth Measurements

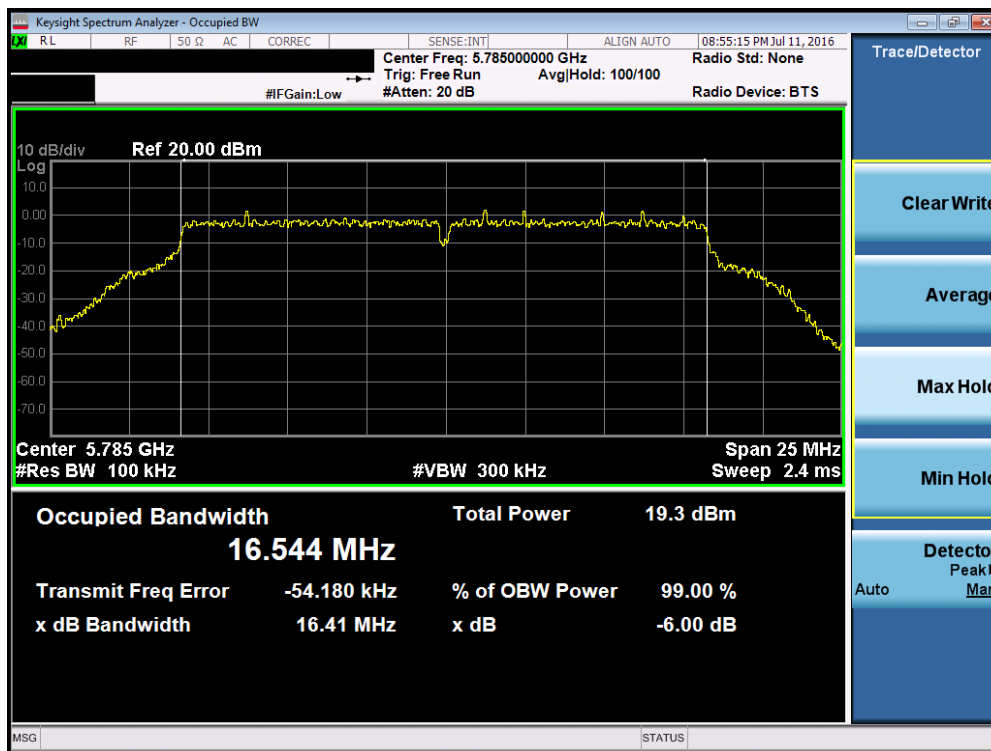
	Frequency [MHz]	Channel No.	802.11 Mode	Data Rate [Mbps]	Measured 6dB Bandwidth [MHz]
<b>Band 3</b>	5745	149	a	6	16.47
	5785	157	a	6	16.41
	5825	165	a	6	16.39
	5745	149	n (20MHz)	6.5/7.2 (MCS0)	17.59
	5785	157	n (20MHz)	6.5/7.2 (MCS0)	17.60
	5825	165	n (20MHz)	6.5/7.2 (MCS0)	17.59
	5755	151	n (40MHz)	13.5/15 (MCS0)	36.35
	5795	159	n (40MHz)	13.5/15 (MCS0)	29.23
	5775	155	ac (80MHz)	29.3/32.5 (MCS0)	71.22

**Table 7-5. Conducted Bandwidth Measurements**

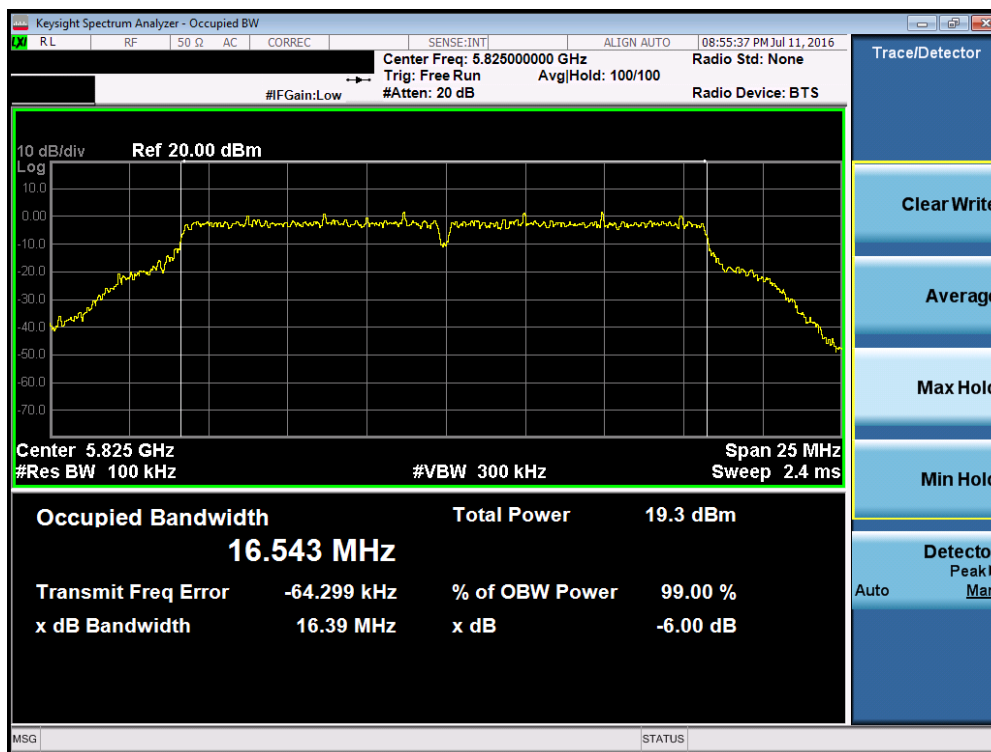


**Plot 7-68. 6dB Bandwidth Plot (802.11a (UNII Band 3) – Ch. 149)**

FCC ID: ZNFLS997	<b>PCTEST</b> ENGINEERING LABORATORY, INC.	FCC Pt. 15.407 802.11a/n/ac UNII MEASUREMENT REPORT (CERTIFICATION)	<b>LG</b>	Reviewed by: Quality Manager
Test Report S/N: 0Y1607051207-R4.ZNF	Test Dates: 7/6-7/20/2016	EUT Type: Portable Handset		Page 52 of 196

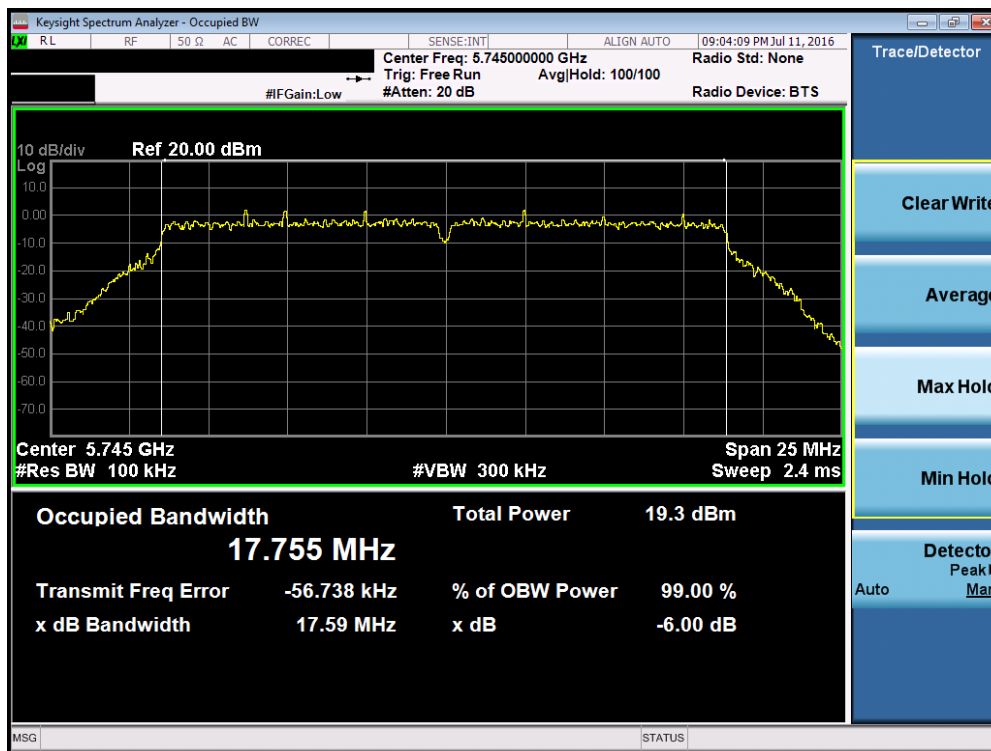


Plot 7-69. 6dB Bandwidth Plot (802.11a (UNII Band 3) – Ch. 157)

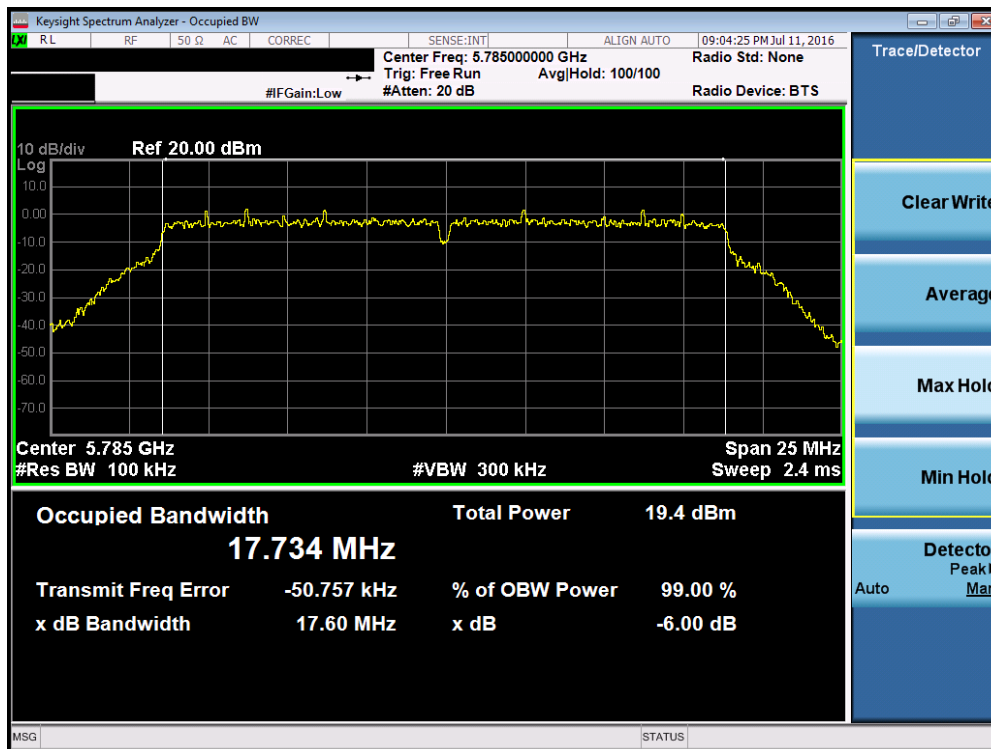


Plot 7-70. 6dB Bandwidth Plot (802.11a (UNII Band 3) – Ch. 165)

FCC ID: ZNFLS997	<b>PCTEST</b> ENGINEERING LABORATORY, INC.	FCC Pt. 15.407 802.11a/n/ac UNII MEASUREMENT REPORT (CERTIFICATION)	<b>LG</b>	Reviewed by: Quality Manager
Test Report S/N: 0Y1607051207-R4.ZNF	Test Dates: 7/6-7/20/2016	EUT Type: Portable Handset		Page 53 of 196

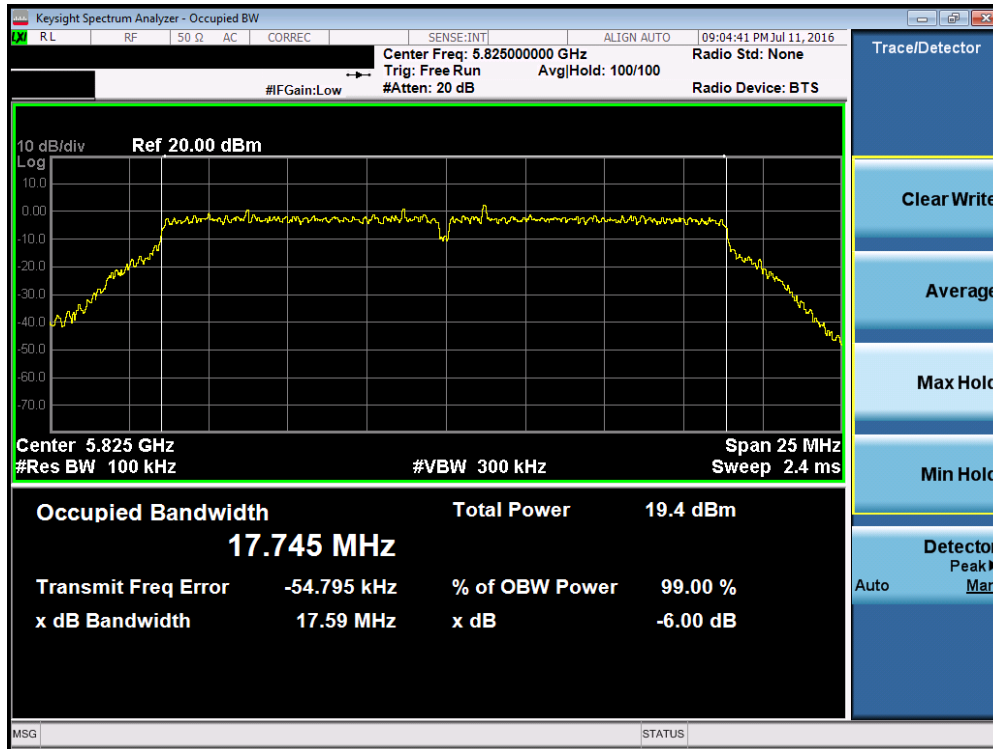


Plot 7-71. 6dB Bandwidth Plot (20MHz BW 802.11n (UNII Band 3) – Ch. 149)

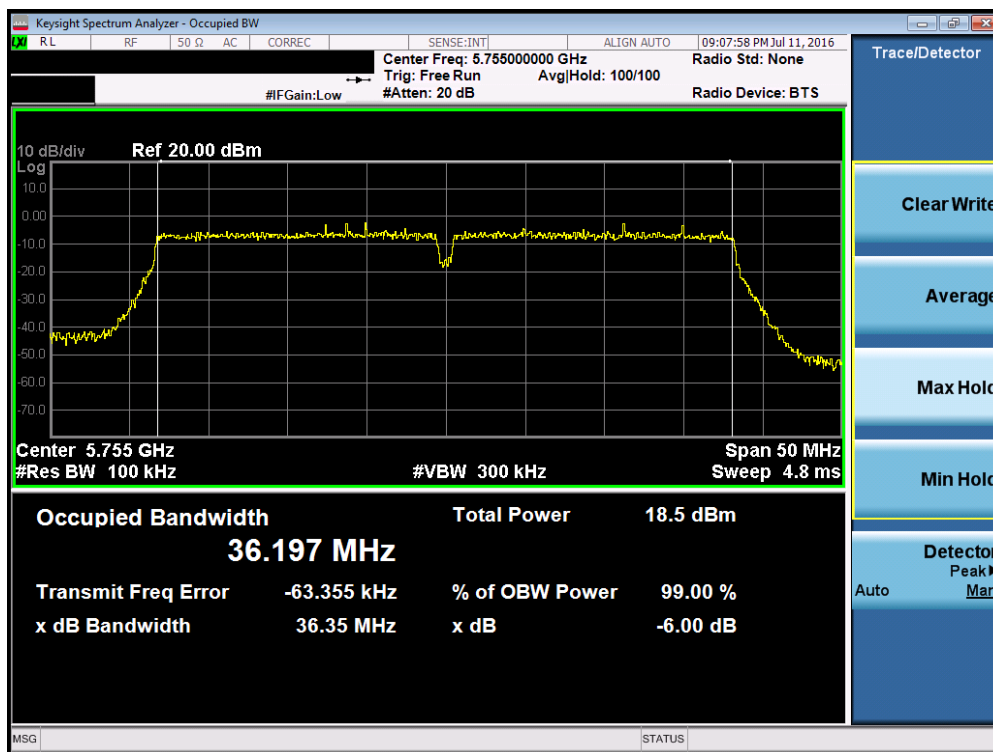


Plot 7-72. 6dB Bandwidth Plot (20MHz BW 802.11n (UNII Band 3) – Ch. 157)

FCC ID: ZNFLS997	<b>PCTEST</b> ENGINEERING LABORATORY, INC.	FCC Pt. 15.407 802.11a/n/ac UNII MEASUREMENT REPORT (CERTIFICATION)	LG	Reviewed by: Quality Manager
Test Report S/N: 0Y1607051207-R4.ZNF	Test Dates: 7/6-7/20/2016	EUT Type: Portable Handset		Page 54 of 196

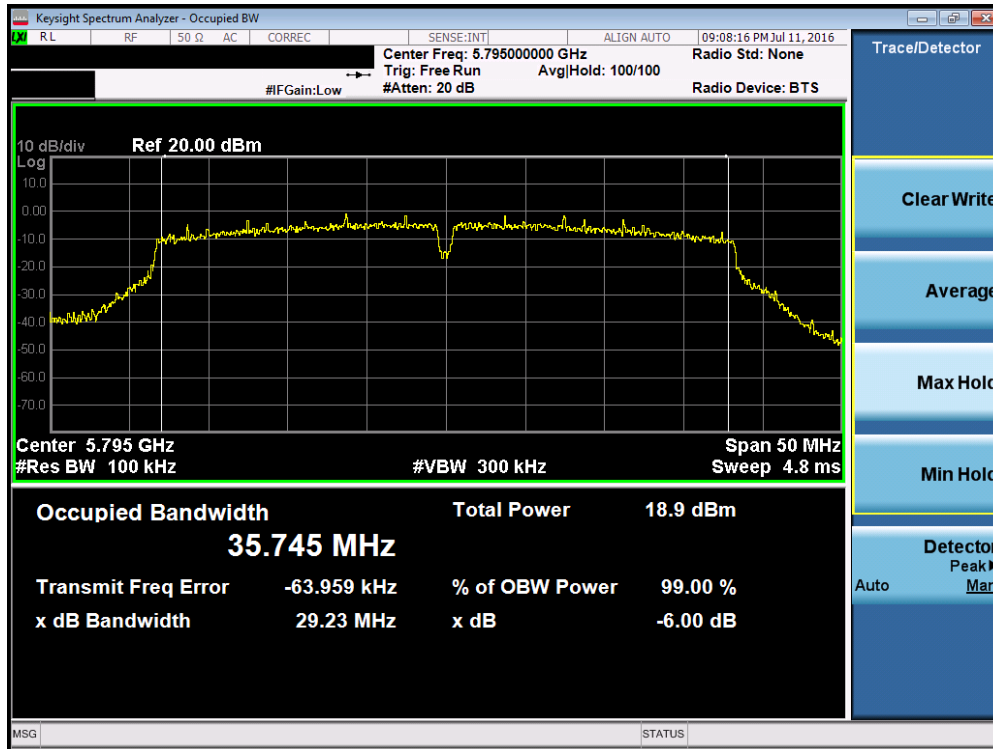


Plot 7-73. 6dB Bandwidth Plot (20MHz BW 802.11n (UNII Band 3) – Ch. 165)

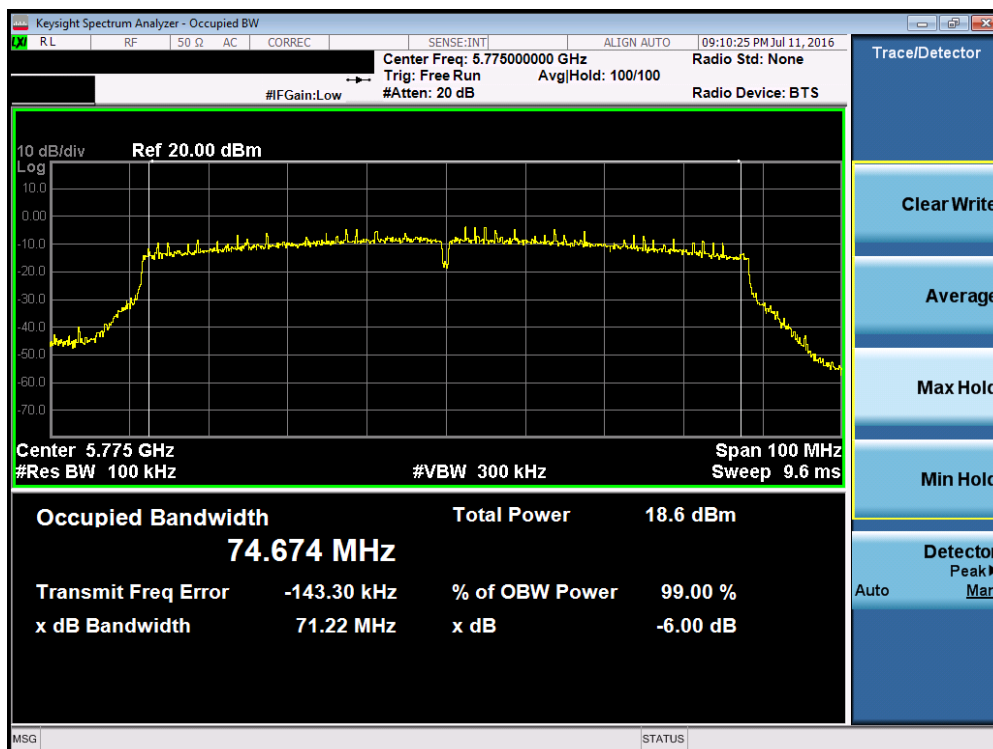


Plot 7-74. 6dB Bandwidth Plot (40MHz BW 802.11n (UNII Band 3) – Ch. 151)

FCC ID: ZNFLS997	<b>PCTEST</b> ENGINEERING LABORATORY, INC.	FCC Pt. 15.407 802.11a/n/ac UNII MEASUREMENT REPORT (CERTIFICATION)	LG	Reviewed by: Quality Manager
Test Report S/N: 0Y1607051207-R4.ZNF	Test Dates: 7/6-7/20/2016	EUT Type: Portable Handset		Page 55 of 196



Plot 7-75. 6dB Bandwidth Plot (40MHz BW 802.11n (UNII Band 3) – Ch. 159)



Plot 7-76. 6dB Bandwidth Plot (80MHz BW 802.11ac (UNII Band 3) – Ch. 155)

FCC ID: ZNFLS997	<b>PCTEST</b> ENGINEERING LABORATORY, INC.	FCC Pt. 15.407 802.11a/n/ac UNII MEASUREMENT REPORT (CERTIFICATION)	LG	Reviewed by: Quality Manager
Test Report S/N: 0Y1607051207-R4.ZNF	Test Dates: 7/6-7/20/2016	EUT Type: Portable Handset		Page 56 of 196

## 7.4 UNII Output Power Measurement – 802.11a/n/ac §15.407 (a.1)

### Test Overview and Limits

A transmitter antenna terminal of the EUT is connected to the input of an RF pulse power sensor. Measurement is made using a broadband average power meter while the EUT is operating at its maximum duty cycle, at its maximum power control level, as defined in KDB 789033 D02 v01r02, and at the appropriate frequencies.

*In the 5.15 – 5.25GHz band, the maximum permissible conducted output power is 250mW (23.98dBm).*

*In the 5.25 – 5.35GHz band, the maximum permissible conducted output power is the lesser of 250mW (23.98dBm) and  $11 \text{ dBm} + 10\log_{10}(26\text{dB BW}) = 11 \text{ dBm} + 10\log_{10}(18.40) = 23.65\text{dBm}$ .*

*In the 5.47 – 5.725GHz band, the maximum permissible conducted output power is the lesser of 250mW (23.98dBm) and  $11 \text{ dBm} + 10\log_{10}(26\text{dB BW}) = 11 \text{ dBm} + 10\log_{10}(18.40) = 23.65\text{dBm}$ .*

*In the 5.725 – 5.850GHz band, the maximum permissible conducted output power is 1W (30dBm).*

### Test Procedure Used

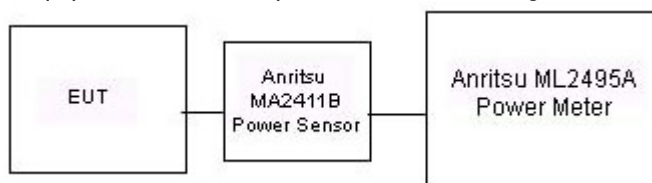
KDB 789033 D02 v01r02 – Section E)3)b) Method PM-G  
KDB 662911 v02r01 – Section E)1) Measure-and-Sum Technique

### Test Settings

Average power measurements were performed only when the EUT was transmitting at its maximum power control level using a broadband power meter with a pulse sensor. The power meter implemented triggering and gating capabilities which were set up such that power measurements were recorded only during the ON time of the transmitter. The trace was averaged over 100 traces to obtain the final measured average power.

### Test Setup

The EUT and measurement equipment were set up as shown in the diagram below.



**Figure 7-3. Test Instrument & Measurement Setup**

### Test Notes

SISO operations is not supported for secondary antenna in 802.11 a/n/ac modes.

<b>FCC ID:</b> ZNFLS997	<b>PCTEST</b> ENGINEERING LABORATORY, INC.	<b>FCC Pt. 15.407 802.11a/n/ac UNII MEASUREMENT REPORT (CERTIFICATION)</b>	<b>LG</b>	<b>Reviewed by:</b> Quality Manager
<b>Test Report S/N:</b> 0Y1607051207-R4.ZNF	<b>Test Dates:</b> 7/6-7/20/2016	<b>EUT Type:</b> Portable Handset		Page 57 of 196

## Primary Antenna Conducted Output Power Measurements

Freq [MHz]	Channel	Detector	5GHz (20MHz) Conducted Power [dBm]		
			IEEE Transmission Mode		
			802.11a	802.11n	802.11ac
5180	36	AVG	14.38	14.31	14.46
5200	40	AVG	14.38	14.55	14.53
5220	44	AVG	14.32	14.41	14.38
5240	48	AVG	14.51	14.36	14.45
5260	52	AVG	14.88	14.71	14.70
5280	56	AVG	14.70	14.60	14.65
5300	60	AVG	14.73	14.53	14.61
5320	64	AVG	14.68	14.62	14.63
5500	100	AVG	14.42	14.33	14.38
5580	116	AVG	14.39	14.32	14.23
5660	132	AVG	14.40	14.16	14.32
5720	144	AVG	14.21	14.10	14.30
5745	149	AVG	14.56	14.30	14.36
5785	157	AVG	14.48	14.34	14.45
5825	165	AVG	14.53	14.42	14.41

**Table 7-6. 20MHz BW (UNII) Maximum Conducted Output Power**



Freq [MHz]	Channel	Detector	5GHz (40MHz) Conducted Power [dBm]	
			IEEE Transmission Mode	
			802.11n	802.11ac
5190	38	AVG	11.80	11.74
5230	46	AVG	13.69	13.60
5270	54	AVG	13.39	13.34
5310	62	AVG	11.65	11.62
5510	102	AVG	11.49	11.49
5550	110	AVG	13.93	13.98
5670	134	AVG	13.95	13.92
5710	142	AVG	13.92	13.90
5755	151	AVG	13.71	13.70
5795	159	AVG	13.78	13.84

**Table 7-7. 40MHz BW (UNII) Maximum Conducted Output Power**



5GHz (80MHz) Conducted Power [dBm]			
Freq [MHz]	Channel	Detector	IEEE Transmission Mode
			802.11ac
5210	42	AVG	11.22
5290	58	AVG	11.06
5530	106	AVG	10.15
5690	138	AVG	12.72
5775	155	AVG	12.64

**Table 7-8. 80MHz BW (UNII) Maximum Conducted Output Power**

<b>FCC ID:</b> ZNFLS997		<b>FCC Pt. 15.407 802.11a/n/ac UNII MEASUREMENT REPORT (CERTIFICATION)</b>		<b>Reviewed by:</b> Quality Manager
<b>Test Report S/N:</b> 0Y1607051207-R4.ZNF	<b>Test Dates:</b> 7/6-7/20/2016	<b>EUT Type:</b> Portable Handset	Page 59 of 196	

## Secondary Antenna Conducted Output Power Measurements

Freq [MHz]	Channel	Detector	5GHz (20MHz) Conducted Power [dBm]		
			IEEE Transmission Mode		
			802.11a	802.11n	802.11ac
5180	36	AVG	13.50	13.39	13.40
5200	40	AVG	13.79	13.37	13.30
5220	44	AVG	13.51	13.41	13.32
5240	48	AVG	13.49	13.50	13.36
5260	52	AVG	13.54	13.41	13.41
5280	56	AVG	13.47	13.49	13.30
5300	60	AVG	13.47	13.34	13.35
5320	64	AVG	13.45	13.43	13.40
5500	100	AVG	13.15	13.08	13.09
5580	116	AVG	13.50	13.25	13.33
5660	132	AVG	13.55	13.40	13.47
5720	144	AVG	13.56	13.52	13.45
5745	149	AVG	13.65	13.55	13.51
5785	157	AVG	13.38	13.56	13.57
5825	165	AVG	13.32	13.38	13.44



Table 7-9. 20MHz BW (UNII) Maximum Conducted Output Power

Freq [MHz]	Channel	Detector	5GHz (40MHz) Conducted Power [dBm]	
			IEEE Transmission Mode	
			802.11n	802.11ac
5190	38	AVG	10.28	10.21
5230	46	AVG	12.34	12.40
5270	54	AVG	12.70	12.73
5310	62	AVG	10.71	10.61
5510	102	AVG	10.21	10.18
5550	110	AVG	12.41	12.30
5670	134	AVG	12.71	12.67
5710	142	AVG	12.69	12.68
5755	151	AVG	12.54	12.60
5795	159	AVG	12.72	12.72

Table 7-10. 40MHz BW (UNII) Maximum Conducted Output Power

5GHz (80MHz) Conducted Power [dBm]			
Freq [MHz]	Channel	Detector	IEEE Transmission Mode
			802.11ac
5210	42	AVG	9.71
5290	58	AVG	9.85
5530	106	AVG	9.91
5690	138	AVG	11.55
5775	155	AVG	11.95

**Table 7-11. 80MHz BW (UNII) Maximum Conducted Output Power**

<b>FCC ID:</b> ZNFLS997		<b>FCC Pt. 15.407 802.11a/n/ac UNII MEASUREMENT REPORT (CERTIFICATION)</b>		<b>Reviewed by:</b> Quality Manager
<b>Test Report S/N:</b> 0Y1607051207-R4.ZNF	<b>Test Dates:</b> 7/6-7/20/2016	<b>EUT Type:</b> Portable Handset	Page 61 of 196	



## MIMO Maximum Conducted Output Power Measurements

Freq [MHz]	Channel	Detector	5GHz (20MHz) Conducted Power [dBm]		
			IEEE Transmission Mode		
			Primary Ant.	Secondary Ant.	MIMO
5180	36	AVG	14.31	13.39	16.88
5200	40	AVG	14.55	13.37	17.01
5220	44	AVG	14.41	13.41	16.95
5240	48	AVG	14.36	13.50	16.96
5260	52	AVG	14.71	13.41	17.12
5280	56	AVG	14.60	13.49	17.09
5300	60	AVG	14.53	13.34	16.99
5320	64	AVG	14.62	13.43	17.08
5500	100	AVG	14.33	13.08	16.76
5580	116	AVG	14.32	13.25	16.83
5660	132	AVG	14.16	13.40	16.81
5720	144	AVG	14.10	13.52	16.83
5745	149	AVG	14.30	13.55	16.95
5785	157	AVG	14.34	13.56	16.98
5825	165	AVG	14.42	13.38	16.94

Table 7-12. MIMO 20MHz BW 802.11n (UNII) Maximum Conducted Output Power

Freq [MHz]	Channel	Detector	5GHz (20MHz) Conducted Power [dBm]		
			IEEE Transmission Mode		
			Primary Ant.	Secondary Ant.	MIMO
5180	36	AVG	14.46	13.40	16.97
5200	40	AVG	14.53	13.30	16.97
5220	44	AVG	14.38	13.32	16.89
5240	48	AVG	14.45	13.36	16.95
5260	52	AVG	14.70	13.41	17.11
5280	56	AVG	14.65	13.30	17.04
5300	60	AVG	14.61	13.35	17.04
5320	64	AVG	14.63	13.40	17.07
5500	100	AVG	14.38	13.09	16.79
5580	116	AVG	14.23	13.33	16.81
5660	132	AVG	14.32	13.47	16.93
5720	144	AVG	14.30	13.45	16.91
5745	149	AVG	14.36	13.51	16.97
5785	157	AVG	14.45	13.57	17.04
5825	165	AVG	14.41	13.44	16.96

Table 7-13. MIMO 20MHz BW 802.11ac (UNII) Maximum Conducted Output Power

FCC ID: ZNFLS997		FCC Pt. 15.407 802.11a/n/ac UNII MEASUREMENT REPORT (CERTIFICATION)			Reviewed by: Quality Manager
Test Report S/N: 0Y1607051207-R4.ZNF	Test Dates: 7/6-7/20/2016	EUT Type: Portable Handset			Page 62 of 196

Freq [MHz]	Channel	Detector	5GHz (40MHz) Conducted Power [dBm]		
			IEEE Transmission Mode		
			Primary Ant.	Secondary Ant.	MIMO
5190	38	AVG	11.80	10.28	14.12
5230	46	AVG	13.69	12.34	16.08
5270	54	AVG	13.39	12.70	16.07
5310	62	AVG	11.65	10.71	14.22
5510	102	AVG	11.49	10.21	13.91
5550	110	AVG	13.93	12.41	16.25
5670	134	AVG	13.95	12.71	16.38
5710	142	AVG	13.92	12.69	16.36
5755	151	AVG	13.71	12.54	16.17
5795	159	AVG	13.78	12.72	16.29



Table 7-14. MIMO 40MHz BW 802.11n (UNII) Maximum Conducted Output Power

Freq [MHz]	Channel	Detector	5GHz (40MHz) Conducted Power [dBm]		
			IEEE Transmission Mode		
			Primary Ant.	Secondary Ant.	MIMO
5190	38	AVG	11.74	10.21	14.05
5230	46	AVG	13.60	12.40	16.05
5270	54	AVG	13.34	12.73	16.06
5310	62	AVG	11.62	10.61	14.15
5510	102	AVG	11.49	10.18	13.89
5550	110	AVG	13.98	12.30	16.23
5670	134	AVG	13.92	12.67	16.35
5710	142	AVG	13.90	12.68	16.34
5755	151	AVG	13.70	12.60	16.20
5795	159	AVG	13.84	12.72	16.33

Table 7-15. MIMO 40MHz BW 802.11ac (UNII) Maximum Conducted Output Power

5GHz (80MHz) Conducted Power [dBm]					
Freq [MHz]	Channel	Detector	IEEE Transmission Mode		
			Primary Ant.	Secondary Ant.	MIMO
5210	42	AVG	11.22	9.71	13.54
5290	58	AVG	11.06	9.85	13.51
5530	106	AVG	10.15	9.91	13.04
5690	138	AVG	12.72	11.55	15.18
5775	155	AVG	12.64	11.95	15.32

Table 7-16. MIMO 80MHz BW 802.11ac (UNII) Maximum Conducted Output Power

FCC ID: ZNFLS997			FCC Pt. 15.407 802.11a/n/ac UNII MEASUREMENT REPORT (CERTIFICATION)		Reviewed by: Quality Manager
Test Report S/N: 0Y1607051207-R4.ZNF	Test Dates: 7/6-7/20/2016	EUT Type: Portable Handset			Page 63 of 196

**Note:**



Per KDB 662911 v02r01 Section E)1), the conducted powers at Primary Antenna and Secondary Antenna were first measured separately during MIMO transmission as shown in the section above. The measured values were then summed in linear power units then converted back to dBm.

**Sample MIMO Calculation:**

At 5180MHz the average conducted output power was measured to be 14.31 dBm for Primary Antenna and 13.39 dBm for Secondary Antenna.

Primary Antenna + Secondary Antenna = MIMO

$$(14.31 \text{ dBm} + 13.39 \text{ dBm}) = (26.98 \text{ mW} + 21.83 \text{ mW}) = 48.80 \text{ mW} = 16.88 \text{ dBm}$$

FCC ID: ZNFLS997		FCC Pt. 15.407 802.11a/n/ac UNII MEASUREMENT REPORT (CERTIFICATION)		<b>Reviewed by:</b> Quality Manager
<b>Test Report S/N:</b> 0Y1607051207-R4.ZNF	<b>Test Dates:</b> 7/6-7/20/2016	<b>EUT Type:</b> Portable Handset		Page 64 of 196

## 7.5 Maximum Power Spectral Density – 802.11a/n/ac §15.407(a.1)(2.5)

### Test Overview and Limit

The spectrum analyzer was connected to the antenna terminal while the EUT was operating at its maximum duty cycle, at its maximum power control level, as defined in KDB 789033 D02 v01r02, and at the appropriate frequencies. Method SA-1, as defined in KDB 789033 D02 v01r02, was used to measure the power spectral density.

***In the 5.15 – 5.25GHz, 5.25 – 5.35GHz, 5.47 – 5.725GHz bands, the maximum permissible power spectral density is 11dBm/MHz.***

***In the 5.725 – 5.850GHz band, the maximum permissible power spectral density is 30dBm/500kHz.***

### Test Procedure Used


KDB 789033 D02 v01r02 – Section F  
KDB 662911 v02r01 – Section E)2) Measure-and-Sum Technique

### Test Settings

1. Analyzer was set to the center frequency of the UNII channel under investigation
2. Span was set to encompass the entire emission bandwidth of the signal
3. RBW = 1MHz
4. VBW = 3MHz
5. Number of sweep points  $\geq 2 \times (\text{span}/\text{RBW})$
6. Sweep time = auto
7. Detector = power averaging (RMS)
8. Trigger was set to free run for all modes
9. Trace was averaged over 100 sweeps
10. The peak search function of the spectrum analyzer was used to find the peak of the spectrum.

### Test Setup

The EUT and measurement equipment were set up as shown in the diagram below.



**Figure 7-4. Test Instrument & Measurement Setup**

### Test Notes

None

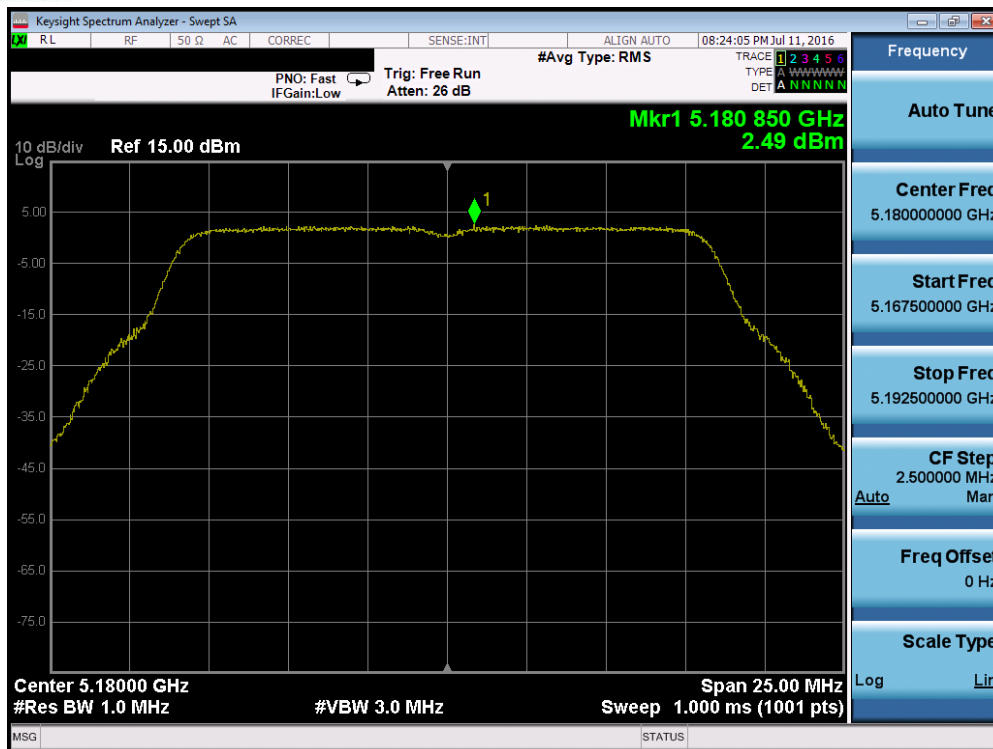
FCC ID: ZNFLS997	<b>PCTEST</b> ENGINEERING LABORATORY, INC.	FCC Pt. 15.407 802.11a/n/ac UNII MEASUREMENT REPORT (CERTIFICATION)	LG	Reviewed by: Quality Manager
Test Report S/N: 0Y1607051207-R4.ZNF	Test Dates: 7/6-7/20/2016	EUT Type: Portable Handset		Page 65 of 196



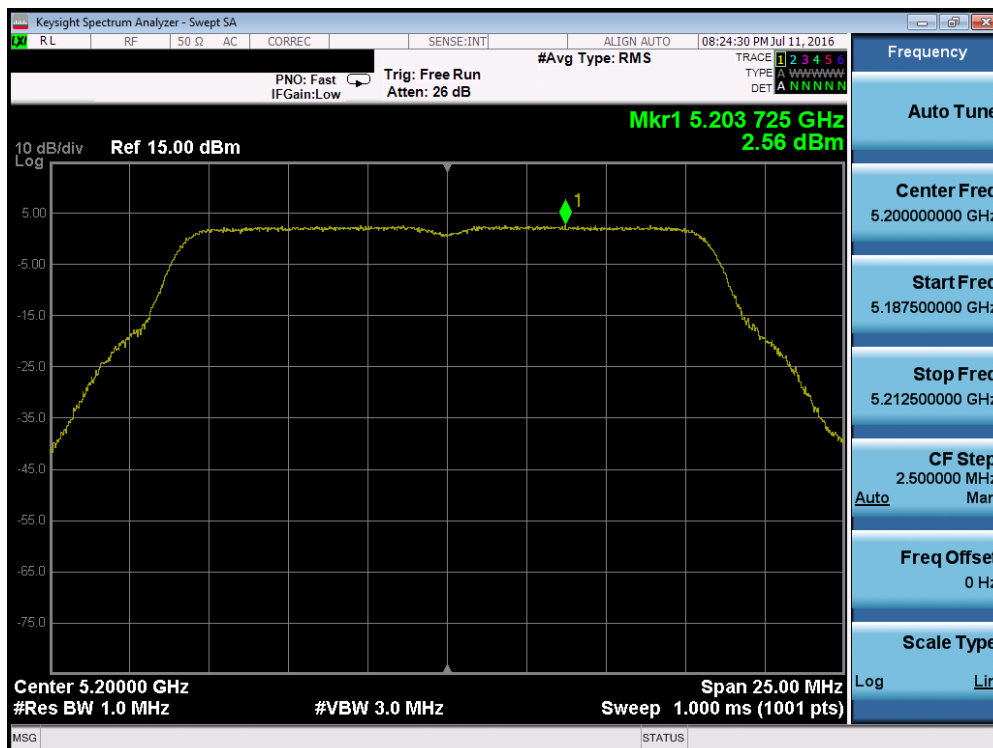
## Primary Antenna Power Spectral Density Measurements

	Frequency [MHz]	Channel No.	802.11 Mode	Data Rate [Mbps]	Measured Power Density [dBm]	Max Permissible Power Density [dBm/MHz]	Margin [dB]	Pass / Fail
Band 1	5180	36	a	6	2.49	11.0	-8.51	Pass
	5200	40	a	6	2.56	11.0	-8.44	Pass
	5240	48	a	6	2.62	11.0	-8.38	Pass
	5180	36	n (20MHz)	6.5/7.2 (MCS0)	2.09	11.0	-8.91	Pass
	5200	40	n (20MHz)	6.5/7.2 (MCS0)	2.18	11.0	-8.82	Pass
	5240	48	n (20MHz)	6.5/7.2 (MCS0)	2.30	11.0	-8.70	Pass
	5190	38	n (40MHz)	13.5/15 (MCS0)	-2.14	11.0	-13.14	Pass
	5230	46	n (40MHz)	13.5/15 (MCS0)	-1.57	11.0	-12.57	Pass
	5210	42	ac (80MHz)	29.3/32.5 (MCS0)	-5.35	11.0	-16.35	Pass
Band 2A	5260	52	a	6	2.46	11.0	-8.54	Pass
	5280	56	a	6	2.52	11.0	-8.48	Pass
	5320	64	a	6	2.55	11.0	-8.45	Pass
	5260	52	n (20MHz)	6.5/7.2 (MCS0)	2.54	11.0	-8.46	Pass
	5280	56	n (20MHz)	6.5/7.2 (MCS0)	1.97	11.0	-9.03	Pass
	5320	64	n (20MHz)	6.5/7.2 (MCS0)	2.48	11.0	-8.53	Pass
	5270	54	n (40MHz)	13.5/15 (MCS0)	-2.23	11.0	-13.23	Pass
	5310	62	n (40MHz)	13.5/15 (MCS0)	-2.44	11.0	-13.44	Pass
	5290	58	ac (80MHz)	29.3/32.5 (MCS0)	-5.79	11.0	-16.79	Pass
Band 2C	5500	100	a	6	2.74	11.0	-8.26	Pass
	5580	116	a	6	2.75	11.0	-8.25	Pass
	5720	144	a	6	2.73	11.0	-8.27	Pass
	5500	100	n (20MHz)	6.5/7.2 (MCS0)	2.74	11.0	-8.26	Pass
	5580	116	n (20MHz)	6.5/7.2 (MCS0)	3.17	11.0	-7.83	Pass
	5720	144	n (20MHz)	6.5/7.2 (MCS0)	2.49	11.0	-8.51	Pass
	5510	102	n (40MHz)	13.5/15 (MCS0)	-2.04	11.0	-13.04	Pass
	5550	110	n (40MHz)	13.5/15 (MCS0)	-0.71	11.0	-11.71	Pass
	5710	142	n (40MHz)	13.5/15 (MCS0)	-0.85	11.0	-11.85	Pass
	5530	106	ac (80MHz)	29.3/32.5 (MCS0)	-6.56	11.0	-17.56	Pass
	5690	138	ac (80MHz)	29.3/32.5 (MCS0)	-5.05	11.0	-16.05	Pass

**Table 7-17. Bands 1, 2A, 2C Conducted Power Spectral Density Measurements**

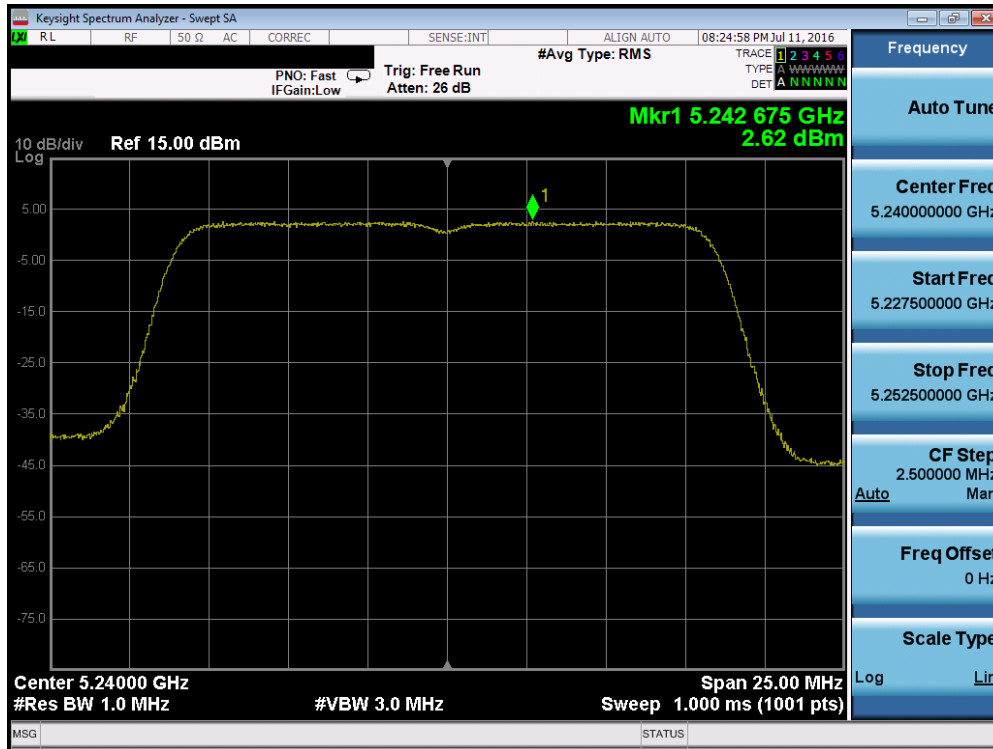


Plot 7-77. Power Spectral Density Plot (802.11a (UNII Band 1) – Ch. 36)

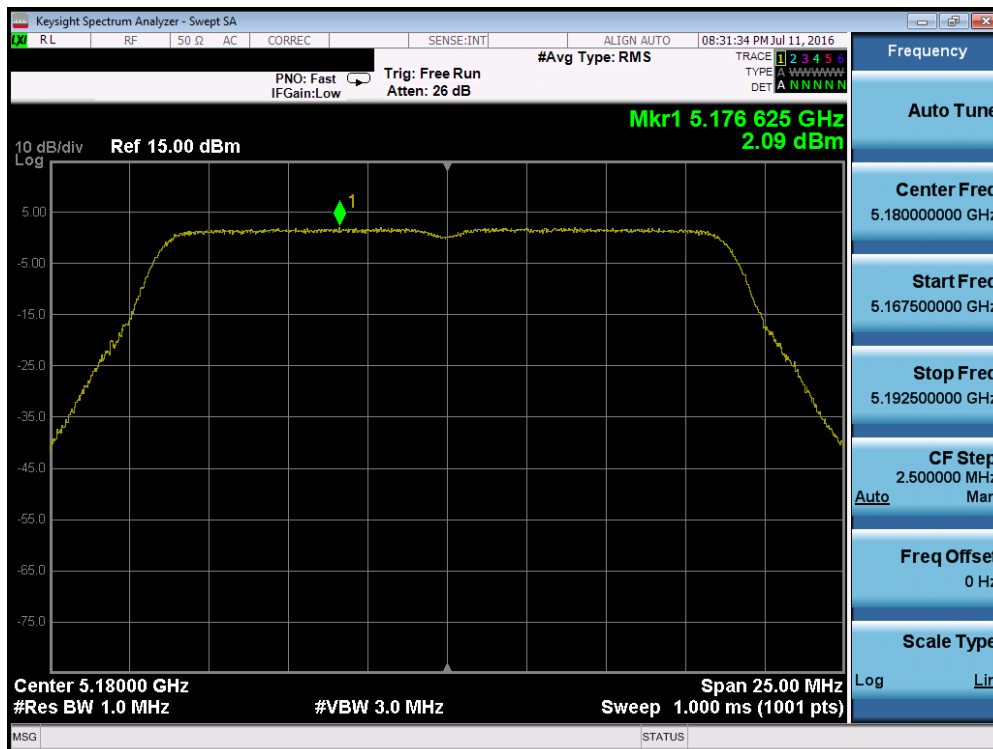


Plot 7-78. Power Spectral Density Plot (802.11a (UNII Band 1) – Ch. 40)

FCC ID: ZNFLS997	<b>PCTEST</b> ENGINEERING LABORATORY, INC.	FCC Pt. 15.407 802.11a/n/ac UNII MEASUREMENT REPORT (CERTIFICATION)	LG	Reviewed by: Quality Manager
Test Report S/N: 0Y1607051207-R4.ZNF	Test Dates: 7/6-7/20/2016	EUT Type: Portable Handset		Page 67 of 196

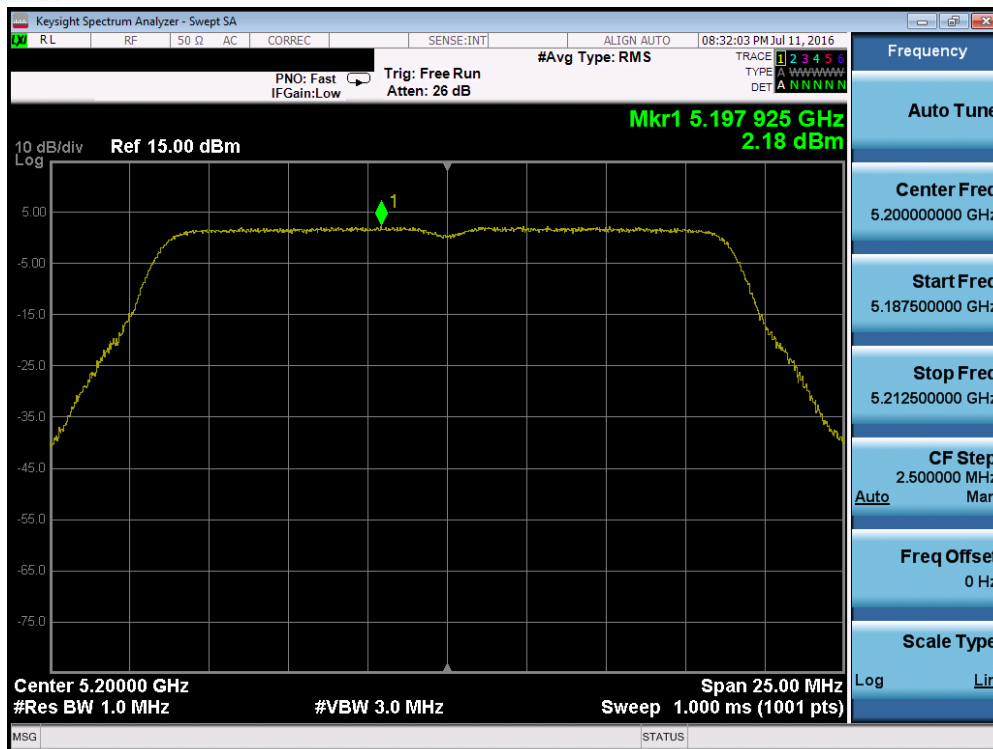


Plot 7-79. Power Spectral Density Plot (802.11a (UNII Band 1) – Ch. 48)

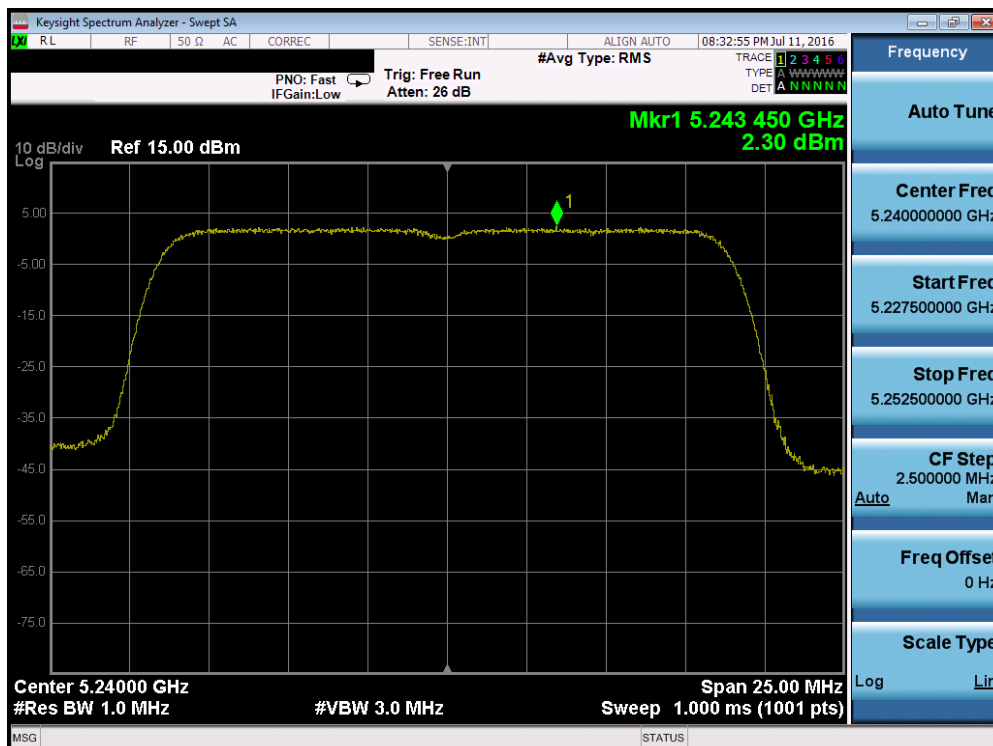


Plot 7-80. Power Spectral Density Plot (20MHz BW 802.11n (UNII Band 1) – Ch. 36)

FCC ID: ZNFLS997	<b>PCTEST</b> ENGINEERING LABORATORY, INC.	FCC Pt. 15.407 802.11a/n/ac UNII MEASUREMENT REPORT (CERTIFICATION)	LG	Reviewed by: Quality Manager
Test Report S/N: 0Y1607051207-R4.ZNF	Test Dates: 7/6-7/20/2016	EUT Type: Portable Handset		Page 68 of 196

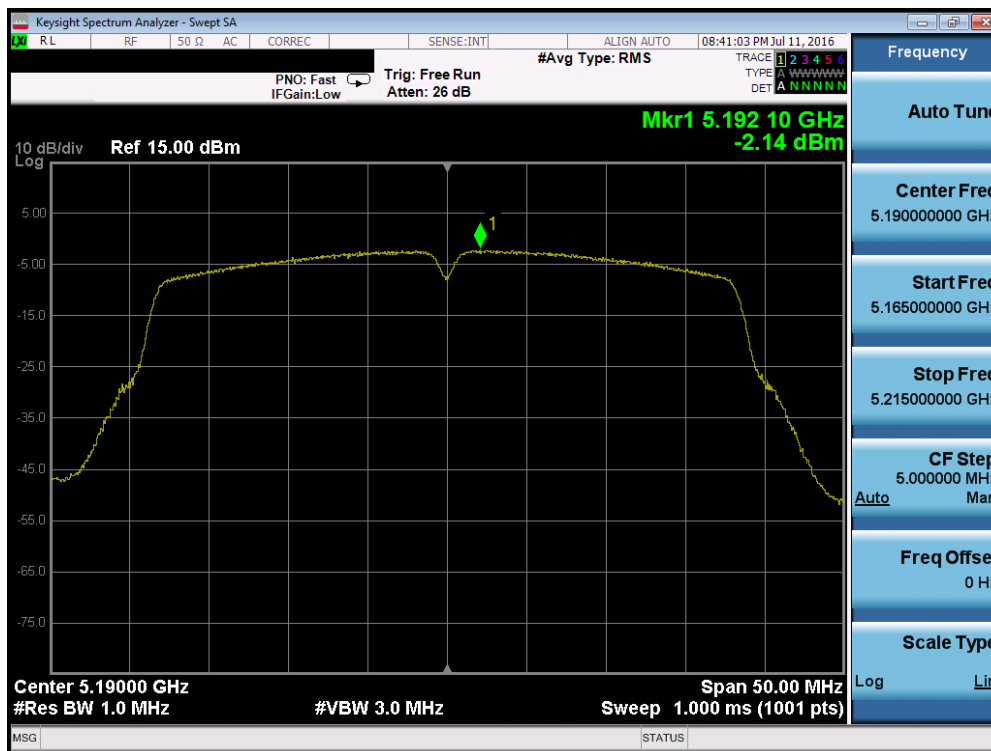


Plot 7-81. Power Spectral Density Plot (20MHz BW 802.11n (UNII Band 1) – Ch. 40)

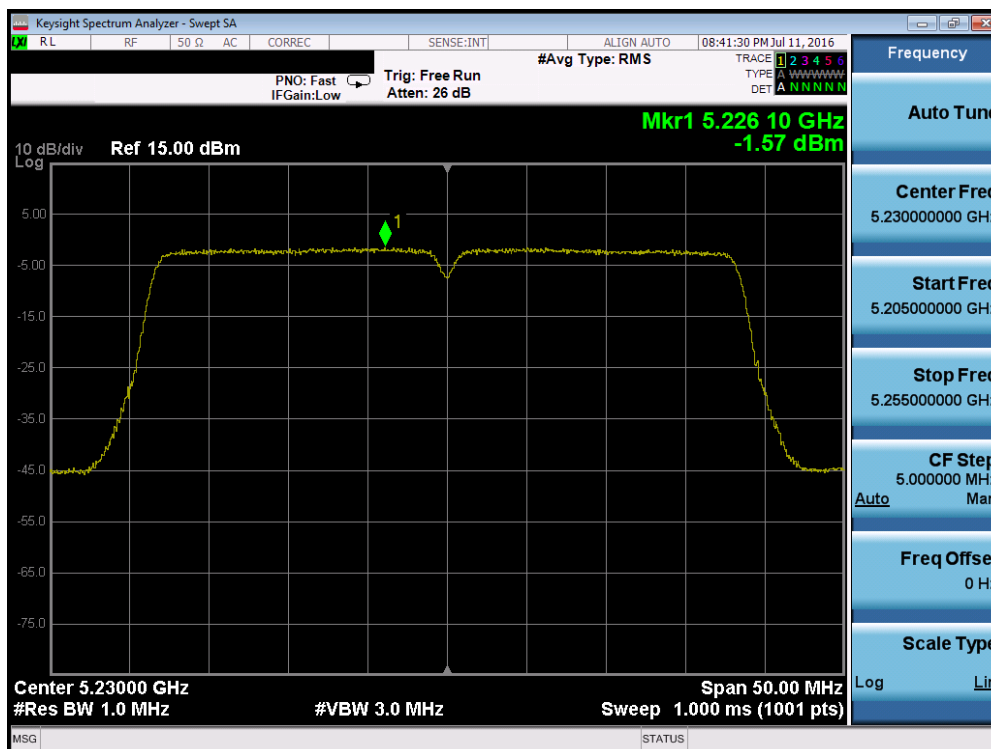


Plot 7-82. Power Spectral Density Plot (20MHz BW 802.11n (UNII Band 1) – Ch. 48)

FCC ID: ZNFLS997	<b>PCTEST</b> ENGINEERING LABORATORY, INC.	FCC Pt. 15.407 802.11a/n/ac UNII MEASUREMENT REPORT (CERTIFICATION)		Reviewed by: Quality Manager
Test Report S/N: 0Y1607051207-R4.ZNF	Test Dates: 7/6-7/20/2016	EUT Type: Portable Handset		Page 69 of 196

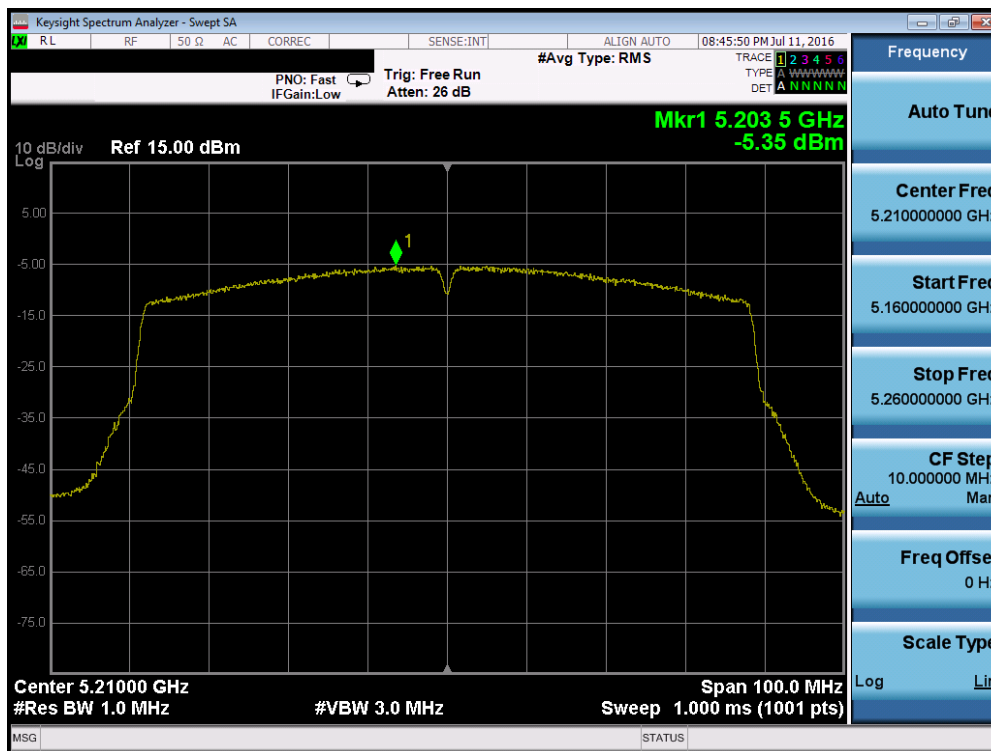


Plot 7-83. Power Spectral Density Plot (40MHz BW 802.11n (UNII Band 1) – Ch. 38)

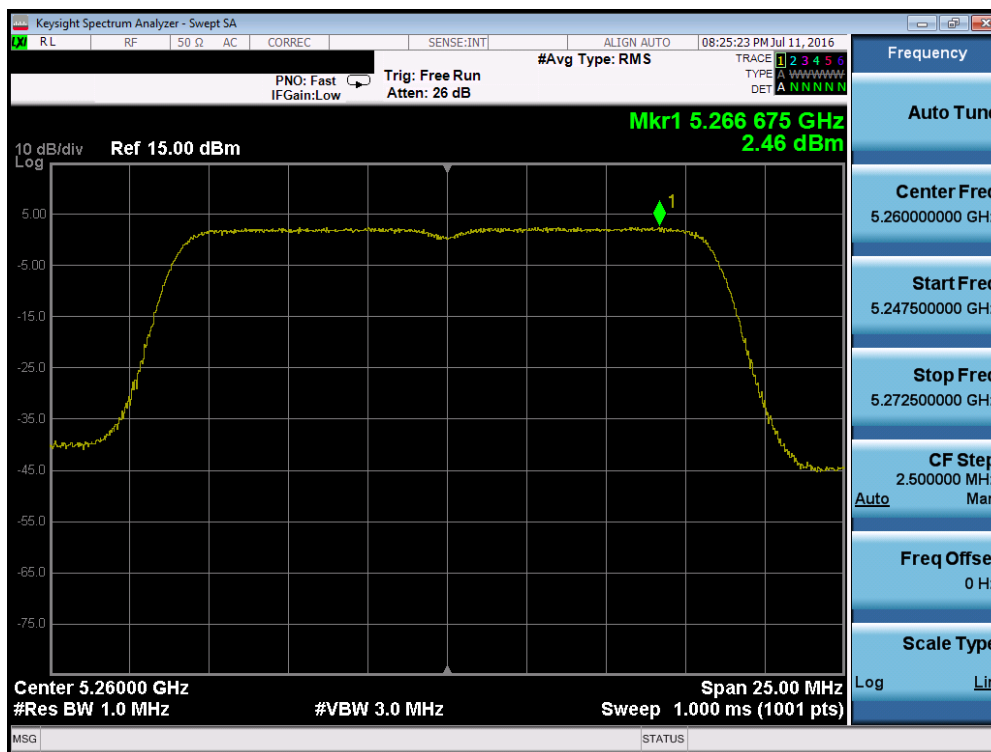


Plot 7-84. Power Spectral Density Plot (40MHz BW 802.11n (UNII Band 1) – Ch. 46)

FCC ID: ZNFLS997	<b>PCTEST</b> ENGINEERING LABORATORY, INC.	FCC Pt. 15.407 802.11a/n/ac UNII MEASUREMENT REPORT (CERTIFICATION)	LG	Reviewed by: Quality Manager
Test Report S/N: 0Y1607051207-R4.ZNF	Test Dates: 7/6-7/20/2016	EUT Type: Portable Handset		Page 70 of 196

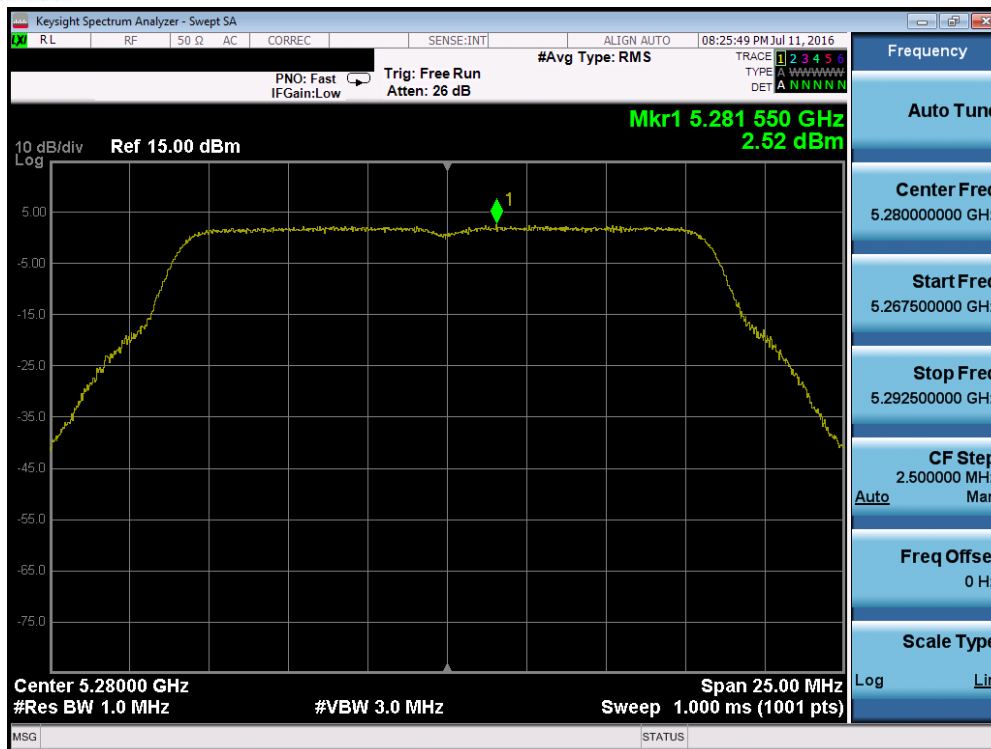


Plot 7-85. Power Spectral Density Plot (80MHz BW 802.11ac (UNII Band 1) – Ch. 42)



Plot 7-86. Power Spectral Density Plot (802.11a (UNII Band 2A) – Ch. 52)

FCC ID: ZNFLS997	<b>PCTEST</b> ENGINEERING LABORATORY, INC.	FCC Pt. 15.407 802.11a/n/ac UNII MEASUREMENT REPORT (CERTIFICATION)	<b>LG</b>	Reviewed by: Quality Manager
Test Report S/N: 0Y1607051207-R4.ZNF	Test Dates: 7/6-7/20/2016	EUT Type: Portable Handset		Page 71 of 196



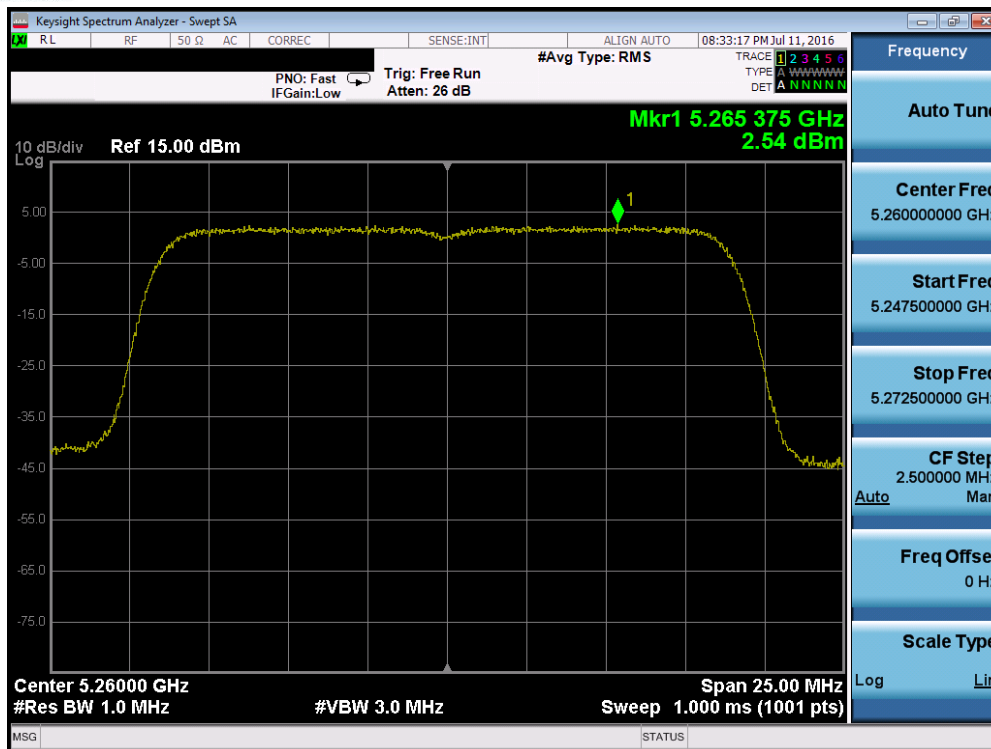
Plot 7-87. Power Spectral Density Plot (802.11a (UNII Band 2A) – Ch. 56)



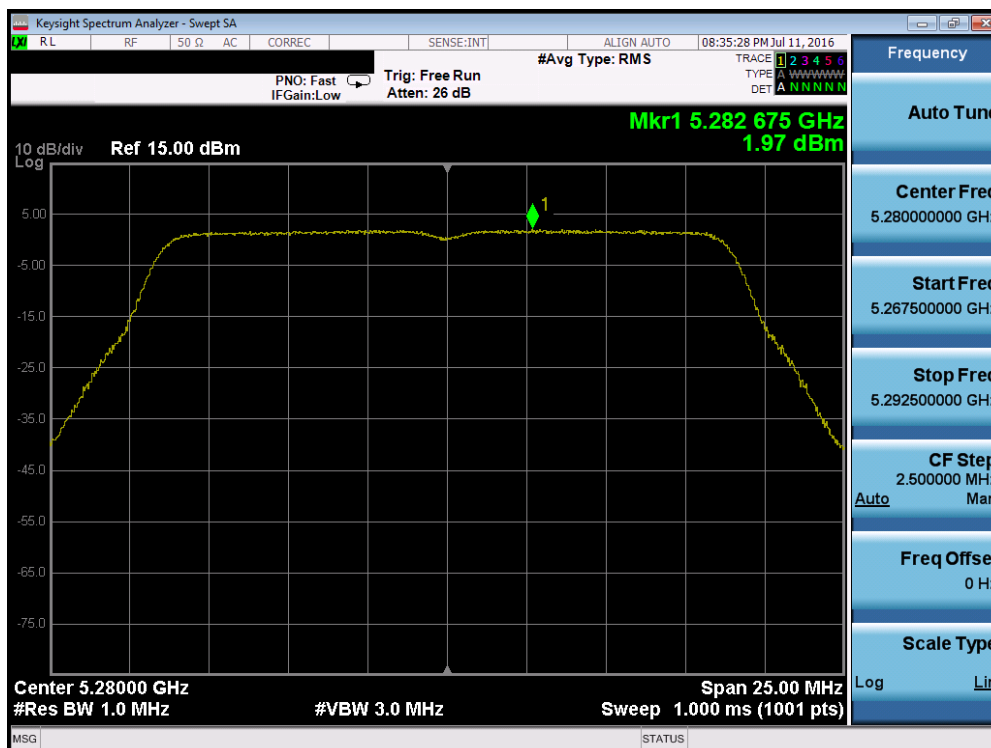
Plot 7-88. Power Spectral Density Plot (802.11a (UNII Band 2A) – Ch. 64)

FCC ID: ZNFLS997	<b>PCTEST</b> ENGINEERING LABORATORY, INC.	FCC Pt. 15.407 802.11a/n/ac UNII MEASUREMENT REPORT (CERTIFICATION)	LG	Reviewed by: Quality Manager
Test Report S/N: 0Y1607051207-R4.ZNF	Test Dates: 7/6-7/20/2016	EUT Type: Portable Handset		Page 72 of 196



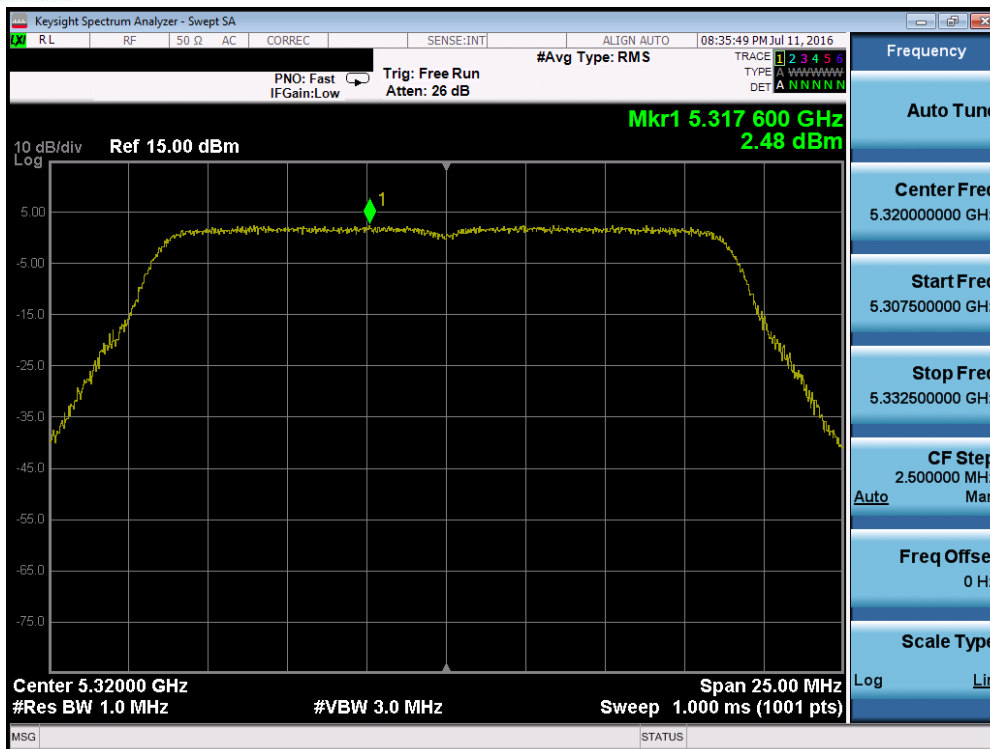


Plot 7-89. Power Spectral Density Plot (20MHz BW 802.11n (UNII Band 2A) – Ch. 52)

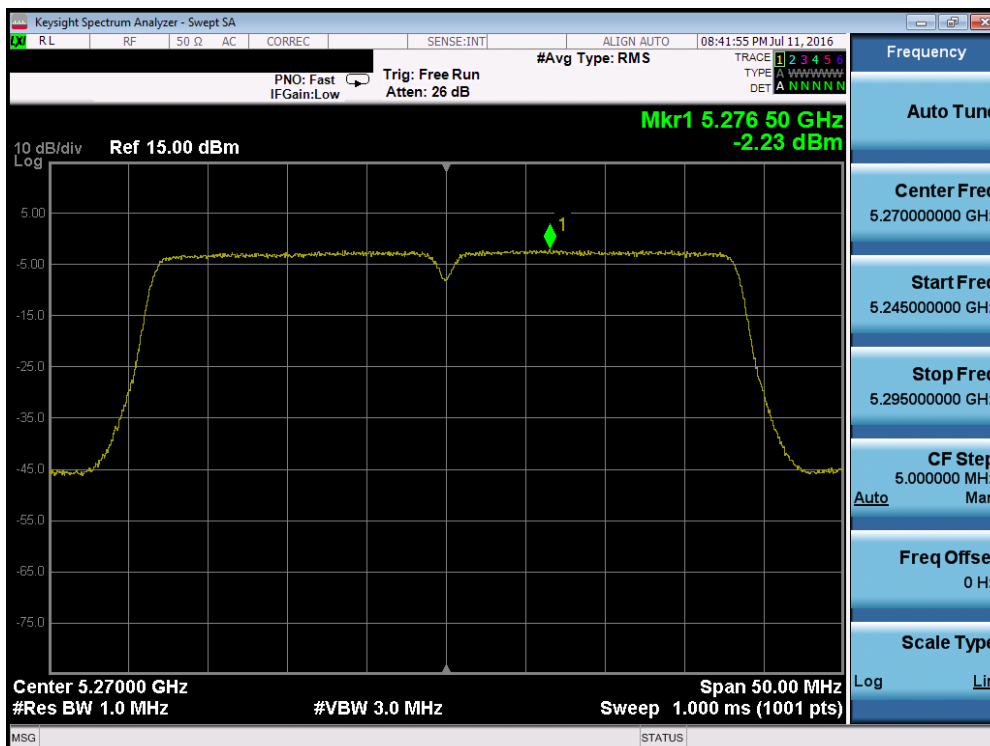


Plot 7-90. Power Spectral Density Plot (20MHz BW 802.11n (UNII Band 2A) – Ch. 56)

FCC ID: ZNFLS997	<b>PCTEST</b> ENGINEERING LABORATORY, INC.	FCC Pt. 15.407 802.11a/n/ac UNII MEASUREMENT REPORT (CERTIFICATION)	LG	Reviewed by: Quality Manager
Test Report S/N: 0Y1607051207-R4.ZNF	Test Dates: 7/6-7/20/2016	EUT Type: Portable Handset		Page 73 of 196

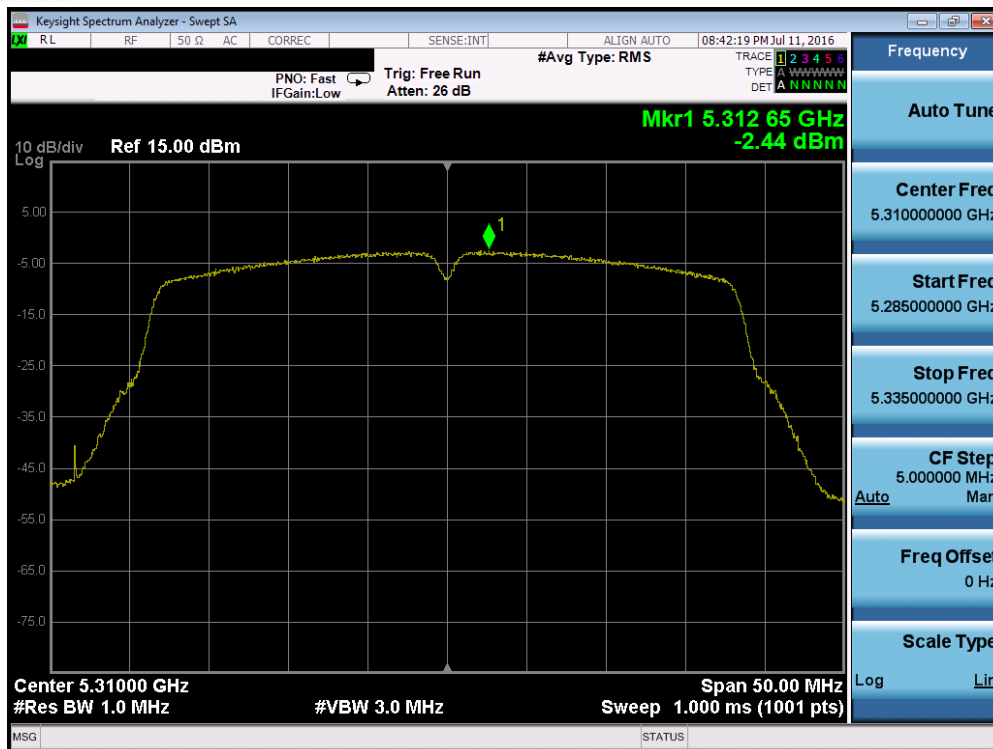


Plot 7-91. Power Spectral Density Plot (20MHz BW 802.11n (UNII Band 2A) – Ch. 64)

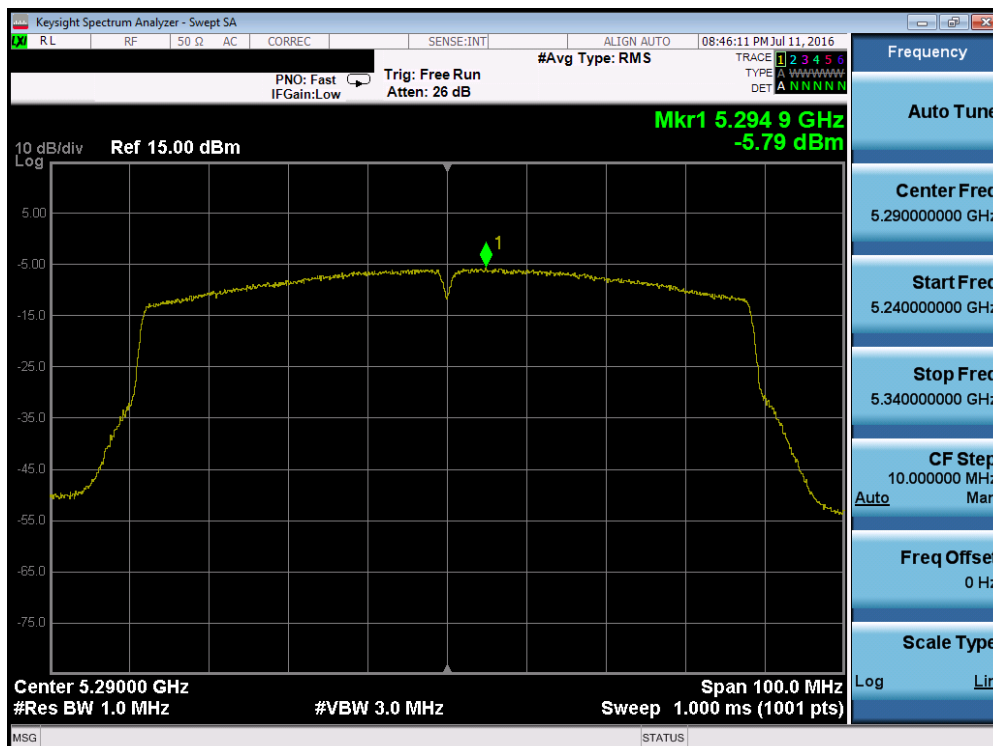


Plot 7-92. Power Spectral Density Plot (40MHz BW 802.11n (UNII Band 2A) – Ch. 54)

FCC ID: ZNFLS997	<b>PCTEST</b> ENGINEERING LABORATORY, INC.	FCC Pt. 15.407 802.11a/n/ac UNII MEASUREMENT REPORT (CERTIFICATION)	LG	Reviewed by: Quality Manager
Test Report S/N: 0Y1607051207-R4.ZNF	Test Dates: 7/6-7/20/2016	EUT Type: Portable Handset		Page 74 of 196

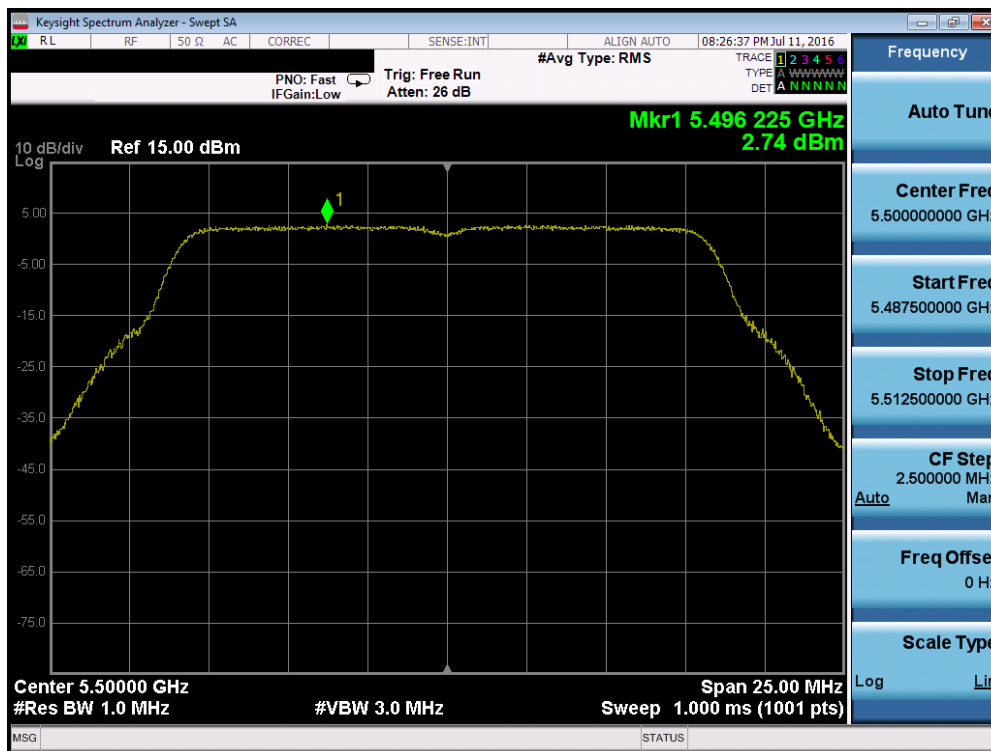


Plot 7-93. Power Spectral Density Plot (40MHz BW 802.11n (UNII Band 2A) – Ch. 62)

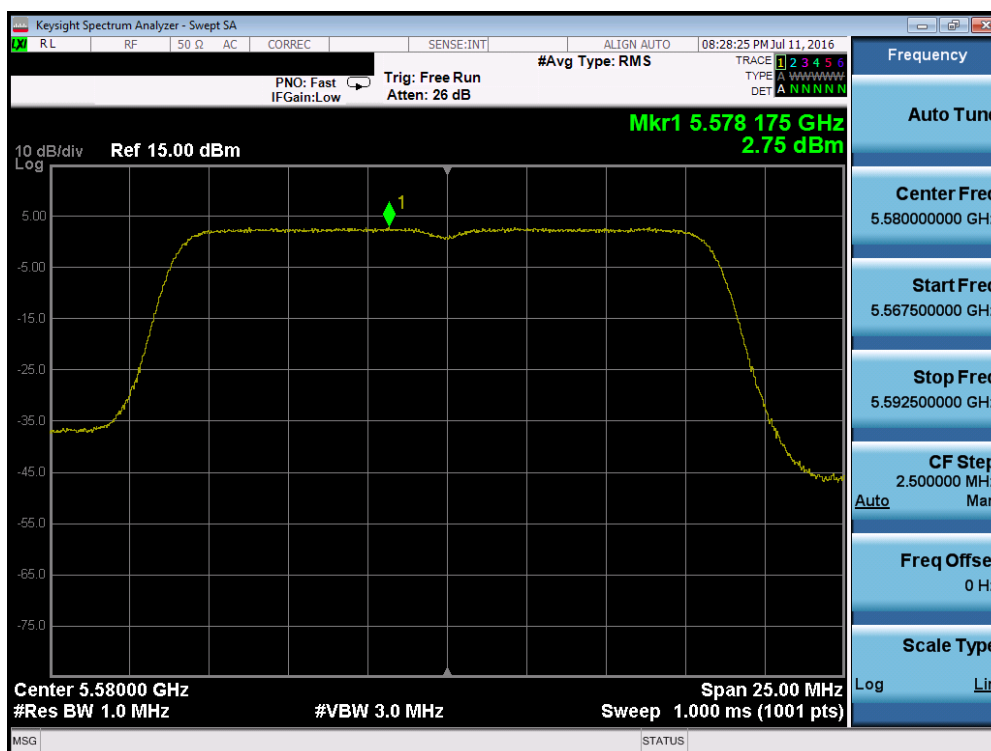


Plot 7-94. Power Spectral Density Plot (80MHz BW 802.11ac (UNII Band 2A) – Ch. 58)

FCC ID: ZNFLS997	<b>PCTEST</b> ENGINEERING LABORATORY, INC.	FCC Pt. 15.407 802.11a/n/ac UNII MEASUREMENT REPORT (CERTIFICATION)	LG	Reviewed by: Quality Manager
Test Report S/N: 0Y1607051207-R4.ZNF	Test Dates: 7/6-7/20/2016	EUT Type: Portable Handset		Page 75 of 196



Plot 7-95. Power Spectral Density Plot (802.11a (UNII Band 2C) – Ch. 100)



Plot 7-96. Power Spectral Density Plot (802.11a (UNII Band 2C) – Ch. 116)

FCC ID: ZNFLS997	<b>PCTEST</b> ENGINEERING LABORATORY, INC.	FCC Pt. 15.407 802.11a/n/ac UNII MEASUREMENT REPORT (CERTIFICATION)	LG	Reviewed by: Quality Manager
Test Report S/N: 0Y1607051207-R4.ZNF	Test Dates: 7/6-7/20/2016	EUT Type: Portable Handset		Page 76 of 196