



13. TEST SETUP PHOTOGRAPHS

FCC ID: ZNFLS996	 PCTEST ENGINEERING LABORATORY, INC.	HAC (T-COIL) TEST REPORT	 LG	Reviewed by: Quality Manager
Filename: 0Y1412012182.ZNF	Test Dates: 12/10/2014	EUT Type: Portable Handset		Page 40 of 42




Figure 13-1
Test Setup for Wireless Device







Figure 13-2
Test Setup for Wireless Device

FCC ID:ZNFLS996	 <small>ENGINEERING LABORATORY, INC.</small>	HAC (T-COIL) TEST REPORT	 Reviewed by: Quality Manager
Filename: 0Y1412012182.ZNF	Test Dates: 12/10/2014	EUT Type: Portable Handset	Page 41 of 42





Axial

Radial (Transverse)

**Figure 13-3
T-Coil Scan Overlay Magnetic Field Distributions**

Note: Final measurement locations are indicated by a cursor on the contour plots.

FCC ID:ZNFLS996	 PCTEST <small>ENGINEERING LABORATORY, INC.</small>	HAC (T-COIL) TEST REPORT	 LG Reviewed by: Quality Manager
Filename: 0Y1412012182.ZNF	Test Dates: 12/10/2014	EUT Type: Portable Handset	Page 42 of 42