

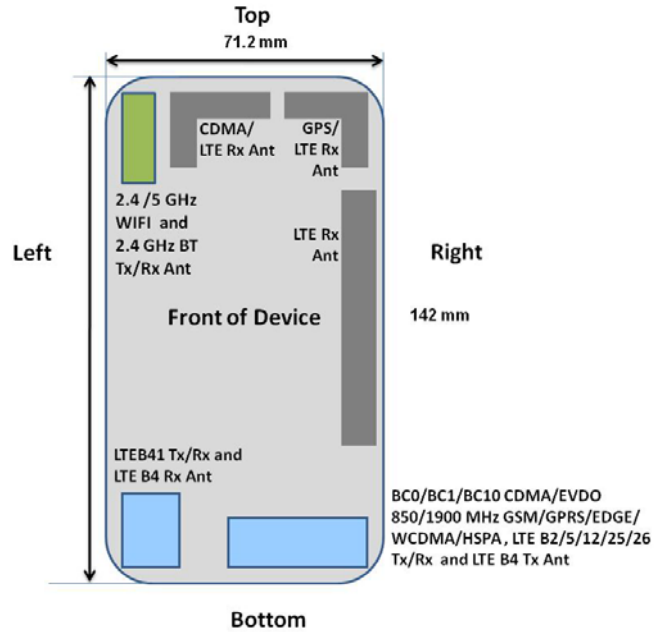


APPENDIX F: SAR TEST SETUP PHOTOGRAPHS AND ANTENNA LOCATION

FCC ID ZNFLS996	 PCTEST ENGINEERING LABORATORY, INC.	SAR EVALUATION REPORT		Reviewed by: Quality Manager
Test Dates: 12/01/14 - 12/15/14	DUT Type: Portable Handset			APPENDIX F: Page 1 of 8



Note: Exact antenna dimensions and separation distances are shown in the Technical Descriptions in the FCC Filing.

Figure F-1
DUT Antenna Locations

This DUT has NFC operations. The NFC antenna is integrated into the device.

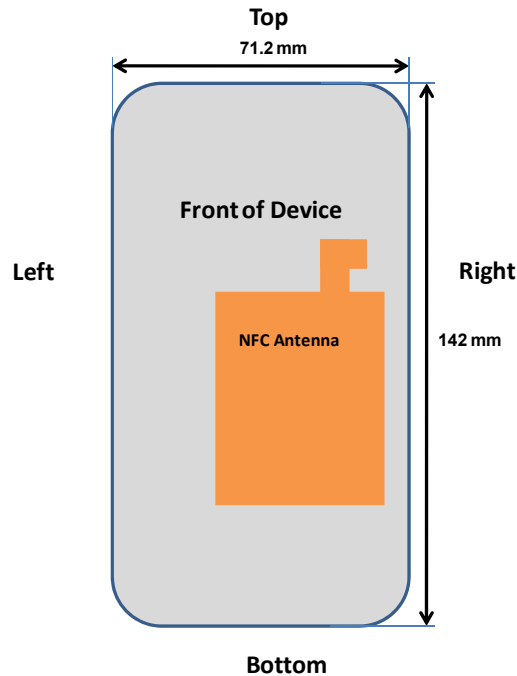





Figure F-2
NFC Antenna Locations



FCC ID ZNFLS996		SAR EVALUATION REPORT		Reviewed by: Quality Manager
Test Dates: 12/01/14 - 12/15/14	DUT Type: Portable Handset			APPENDIX F: Page 2 of 8



SAR Test Setup Photo 1: Right Cheek




SAR Test Setup Photo 2: Right Tilt



FCC ID ZNFLS996	 <small>PROFESSIONAL LABORATORY, INC.</small>	SAR EVALUATION REPORT	 Reviewed by: Quality Manager
Test Dates: 12/01/14 - 12/15/14	DUT Type: Portable Handset	APPENDIX F: Page 3 of 8	



SAR Test Setup Photo 3: Left Cheek




SAR Test Setup Photo 4: Left Tilt



FCC ID ZNFLS996		SAR EVALUATION REPORT	 Reviewed by: Quality Manager
Test Dates: 12/01/14 - 12/15/14	DUT Type: Portable Handset	APPENDIX F: Page 4 of 8	



SAR Test Setup Photo 5: Back at 0.8 cm



SAR Test Setup Photo 6: Front at 0.8 cm



FCC ID ZNFLS996	 <small>PROFESSIONAL LABORATORY, INC.</small>	SAR EVALUATION REPORT	 Reviewed by: Quality Manager
Test Dates: 12/01/14 - 12/15/14	DUT Type: Portable Handset	APPENDIX F: Page 5 of 8	



SAR Test Setup Photo 7: Top at 1.0 cm



SAR Test Setup Photo 8: Bottom at 1.0 cm



FCC ID ZNFLS996		SAR EVALUATION REPORT		Reviewed by: Quality Manager
Test Dates: 12/01/14 - 12/15/14	DUT Type: Portable Handset		APPENDIX F: Page 6 of 8	




SAR Test Setup Photo 9: Right at 1.0 cm





SAR Test Setup Photo 10: Left at 1.0 cm

FCC ID ZNFLS996		SAR EVALUATION REPORT	 Reviewed by: Quality Manager
Test Dates: 12/01/14 - 12/15/14	DUT Type: Portable Handset	APPENDIX F: Page 7 of 8	



SAR Test Setup Photo 11: Horizontal and Vertical Reference Lines

FCC ID ZNFLS996		SAR EVALUATION REPORT	 Reviewed by: Quality Manager
Test Dates: 12/01/14 - 12/15/14	DUT Type: Portable Handset		APPENDIX F: Page 8 of 8