



18. TEST PHOTOGRAPHS

See following Attached Pages for setup photographs.

FCC ID: ZNFLS995		HAC (RF EMISSIONS) TEST REPORT		Reviewed by: Quality Manager
Filename: 0Y1311192206.ZNF	Test Dates: November 11-12, 2013	EUT Type: Portable Handset		Page 65 of 67




Figure 18-1
Ear Reference Point HAC Phantom Alignment






Figure 18-2
HAC Phantom Plane Alignment

FCC ID: ZNFLS995		HAC (RF EMISSIONS) TEST REPORT		Reviewed by: Quality Manager
Filename: 0Y1311192206.ZNF	Test Dates: November 11-12, 2013	EUT Type: Portable Handset		Page 66 of 67

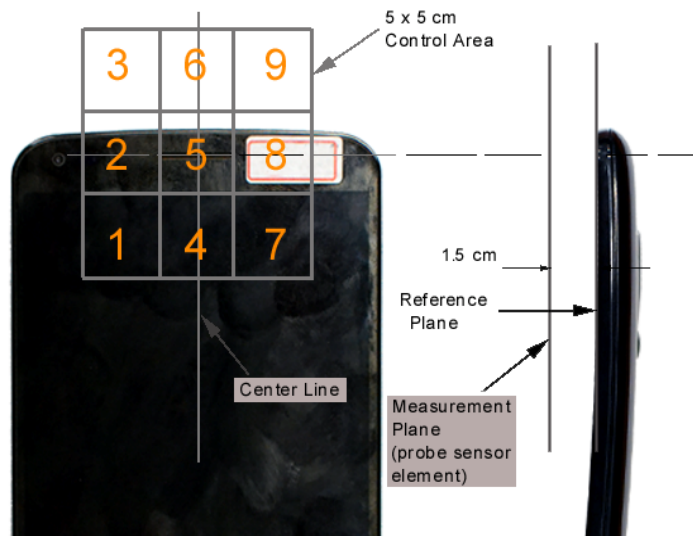




Figure 18-3 5x5 Scan grid above WD (Acoustic Centered Scan pictured)



Figure 18-4 E-Field WD Scan overlay (T-Coil Centered Scan pictured)

FCC ID: ZNFLS995	 PCTEST ENGINEERING LABORATORY, INC.	HAC (RF EMISSIONS) TEST REPORT	 LG	Reviewed by: Quality Manager
Filename: 0Y1311192206.ZNF	Test Dates: November 11-12, 2013	EUT Type: Portable Handset		Page 67 of 67