

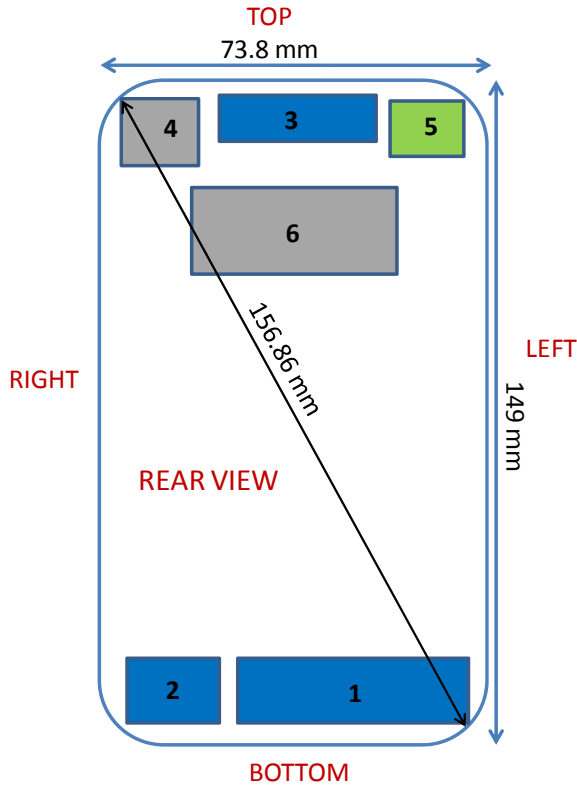


# APPENDIX F: DUT ANTENNA DIAGRAM & SAR TEST SETUP PHOTOGRAPHS



<b>FCC ID:</b> ZNFLS992		<b>SAR EVALUATION REPORT</b>		<b>Reviewed by:</b> Quality Manager
<b>Test Dates:</b> 01/28/16 - 03/03/16	<b>DUT Type:</b> Portable Handset			APPENDIX F: Page 1 of 13


Note: Exact antenna dimensions and separation distances are shown in the Technical Descriptions in the FCC Filing.




1. Antenna 1 (Tx/Rx)
  - GSM/GPRS/EDGE 850 MHz
  - CDMA/EVDO BC10, BC0
  - UMTS B5
  - LTE B12/26/5/41/7
2. Antenna 2 (Tx/Rx)
  - GSM/GPRS/EDGE 1900 MHz
  - CDMA/EVDO BC1
  - UMTS B2/4
  - LTE B25/2/4
3. Antenna 3
  - CDMA/EVDO BC10, BC0 (Rx Only)
  - LTE B12/26/5 (Rx Only)
  - CDMA/EVDO BC1 (Tx/Rx) (head SAR limited by proximity sensor)
  - LTE B25/2/4 (Tx/Rx) (head SAR limited by proximity sensor)
4. Antenna 4 (Rx only)
  - GPS
  - LTE B41
5. Antenna 5 (Tx/Rx)
  - 2.4/5 GHz WIFI
  - 2.4 GHz BT
6. Antenna 6 (Tx/Rx)
  - NFC

**Figure F-1**  
**DUT Antenna Locations**



FCC ID: ZNFLS992		SAR EVALUATION REPORT		Reviewed by: Quality Manager
Test Dates: 01/28/16 - 03/03/16	DUT Type: Portable Handset			APPENDIX F: Page 2 of 13




**SAR Test Setup Photo 1: Right Cheek**




**SAR Test Setup Photo 2: Right Cheek Camera Module Accessory**



FCC ID: ZNFLS992		SAR EVALUATION REPORT		Reviewed by: Quality Manager
Test Dates: 01/28/16 - 03/03/16	DUT Type: Portable Handset			APPENDIX F: Page 3 of 13




**SAR Test Setup Photo 3: Right Tilt**




**SAR Test Setup Photo 4: Right Tilt Camera Module Accessory**



FCC ID: ZNFLS992		SAR EVALUATION REPORT		Reviewed by: Quality Manager
Test Dates: 01/28/16 - 03/03/16	DUT Type: Portable Handset			APPENDIX F: Page 4 of 13




**SAR Test Setup Photo 5: Left Cheek**




**SAR Test Setup Photo 6: Left Cheek Camera Module Accessory**



FCC ID: ZNFLS992		SAR EVALUATION REPORT		Reviewed by: Quality Manager
Test Dates: 01/28/16 - 03/03/16	DUT Type: Portable Handset	APPENDIX F: Page 5 of 13		




**SAR Test Setup Photo 7: Left Tilt**



**SAR Test Setup Photo 8: Left Tilt Camera Module Accessory**



FCC ID: ZNFLS992	 <small>PCTEST ENGINEERING LABORATORY, INC.</small>	SAR EVALUATION REPORT		Reviewed by: Quality Manager
Test Dates: 01/28/16 - 03/03/16	DUT Type: Portable Handset	APPENDIX F: Page 6 of 13		



**SAR Test Setup Photo 9: Back at 1.0 cm**



**SAR Test Setup Photo 10: Back at 1.0 cm Camera Module Accessory**



FCC ID: ZNFLS992		SAR EVALUATION REPORT		Reviewed by: Quality Manager
Test Dates: 01/28/16 - 03/03/16	DUT Type: Portable Handset	APPENDIX F: Page 7 of 13		



**SAR Test Setup Photo 11: Front at 1.0 cm**



**SAR Test Setup Photo 12: Front at 1.0 cm Camera Module Accessory**

FCC ID: ZNFLS992		SAR EVALUATION REPORT		Reviewed by: Quality Manager
Test Dates: 01/28/16 - 03/03/16	DUT Type: Portable Handset			APPENDIX F: Page 8 of 13







**SAR Test Setup Photo 13: Top at 1.0 cm**




**SAR Test Setup Photo 14: Bottom at 1.0 cm**



FCC ID: ZNFLS992		SAR EVALUATION REPORT		Reviewed by: Quality Manager
Test Dates: 01/28/16 - 03/03/16	DUT Type: Portable Handset	APPENDIX F: Page 9 of 13		



**SAR Test Setup Photo 15: Bottom at 1.0 cm Camera Module Accessory**




**SAR Test Setup Photo 16: Right at 1.0 cm**



FCC ID: ZNFLS992		SAR EVALUATION REPORT		Reviewed by: Quality Manager
Test Dates: 01/28/16 - 03/03/16	DUT Type: Portable Handset			APPENDIX F: Page 10 of 13



**SAR Test Setup Photo 17: Right at 1.0 cm Camera Module Accessory**



**SAR Test Setup Photo 18: Left at 1.0 cm**



FCC ID: ZNFLS992		SAR EVALUATION REPORT		Reviewed by: Quality Manager
Test Dates: 01/28/16 - 03/03/16	DUT Type: Portable Handset	APPENDIX F: Page 11 of 13		




**SAR Test Setup Photo 19: Left at 1.0 cm Camera Module Accessory**





**SAR Test Setup Photo 20: Back at 0.0 cm Camera Module Accessory**

FCC ID: ZNFLS992		SAR EVALUATION REPORT		Reviewed by: Quality Manager
Test Dates: 01/28/16 - 03/03/16	DUT Type: Portable Handset			APPENDIX F: Page 12 of 13



**SAR Test Setup Photo 21: Horizontal and Vertical Reference Lines**

<b>FCC ID:</b> ZNFLS992		<b>SAR EVALUATION REPORT</b>		<b>Reviewed by:</b> Quality Manager
<b>Test Dates:</b> 01/28/16 - 03/03/16	<b>DUT Type:</b> Portable Handset			<b>APPENDIX F:</b> Page 13 of 13