


10. SETUP PHOTOS

RADIATED EMISSION BELOW 30 MHz


FACE ON




FACE OFF



RADIATED EMISSION ABOVE 30 MHz



TEMPERATURE CHAMBER ENVIRONMENT



AC MAINS LINE CONDUCTED EMISSION



LINE CONDUCTED EMISSION (BACK)



END OF REPORT