





## APPENDIX D: SAR TEST SETUP PHOTOGRAPHS



<b>FCC ID:</b> ZNFLS970		<b>SAR EVALUATION REPORT</b>		<b>Reviewed by:</b> Quality Manager
<b>Test Dates:</b> 06/05/12 - 06/15/12	<b>DUT Type:</b> Portable Handset			Page D1 of D7




**SAR Test Setup Photo 1: Right Touch**



**SAR Test Setup Photo 2: Right Tilt**



<b>FCC ID:</b> ZNFLS970		<b>SAR EVALUATION REPORT</b>		<b>Reviewed by:</b> Quality Manager
<b>Test Dates:</b> 06/05/12 - 06/15/12	<b>DUT Type:</b> Portable Handset			Page D2 of D7
© 2012 PCTEST Engineering Laboratory, Inc.				REV 11.3 M 04/23/2012



**SAR Test Setup Photo 3: Left Touch**



**SAR Test Setup Photo 4: Left Tilt**



<b>FCC ID:</b> ZNFLS970		<b>SAR EVALUATION REPORT</b>		<b>Reviewed by:</b> Quality Manager
<b>Test Dates:</b> 06/05/12 - 06/15/12	<b>DUT Type:</b> Portable Handset			Page D3 of D7
© 2012 PCTEST Engineering Laboratory, Inc.				REV 11.3 M 04/23/2012



**SAR Test Setup Photo 5: Back side at 1.0 cm**




**SAR Test Setup Photo 6: Front Side at 1.0 cm**



<b>FCC ID:</b> ZNFLS970	 <b>PCTEST</b> ENGINEERING LABORATORY, INC.	<b>SAR EVALUATION REPORT</b>	 <b>LG</b>	<b>Reviewed by:</b> Quality Manager
<b>Test Dates:</b> 06/05/12 - 06/15/12	<b>DUT Type:</b> Portable Handset			Page D4 of D7
© 2012 PCTEST Engineering Laboratory, Inc.				REV 11.3 M 04/23/2012



**SAR Test Setup Photo 7: Top Edge at 1.0 cm**



**SAR Test Setup Photo 8: Bottom Edge at 1.0 cm**



<b>FCC ID:</b> ZNFLS970	 <b>PCTEST</b> ENGINEERING LABORATORY, INC.	<b>SAR EVALUATION REPORT</b>	 <b>LG</b>	<b>Reviewed by:</b> Quality Manager
<b>Test Dates:</b> 06/05/12 - 06/15/12	<b>DUT Type:</b> Portable Handset			Page D5 of D7
© 2012 PCTEST Engineering Laboratory, Inc.				REV 11.3 M 04/23/2012



**SAR Test Setup Photo 9: Right Edge at 1.0 cm**





**SAR Test Setup Photo 10: Left Edge at 1.0 cm**

<b>FCC ID:</b> ZNFLS970		<b>SAR EVALUATION REPORT</b>		<b>Reviewed by:</b> Quality Manager
<b>Test Dates:</b> 06/05/12 - 06/15/12	<b>DUT Type:</b> Portable Handset			Page D6 of D7
© 2012 PCTEST Engineering Laboratory, Inc.				REV 11.3 M 04/23/2012



**SAR Test Setup Photo 11: Body-worn back side at 1.0 cm**

**Note:** Headset Cable is connected to the device during body-worn SAR assessment, as seen above.

<b>FCC ID:</b> ZNFLS970		<b>SAR EVALUATION REPORT</b>		<b>Reviewed by:</b> Quality Manager
<b>Test Dates:</b> 06/05/12 - 06/15/12	<b>DUT Type:</b> Portable Handset			Page D7 of D7