





## 18. TEST PHOTOGRAPHS

See following Attached Pages for setup photographs.



<b>FCC ID:</b> ZNFLS885	 <b>PCTEST</b> ENGINEERING LABORATORY, INC.	<b>HAC (RF EMISSIONS) TEST REPORT</b>	 <b>LG</b>	<b>Reviewed by:</b> Quality Manager
<b>Filename:</b> 0Y1406091181.ZNF	<b>Test Dates:</b> 6/10/2014	<b>EUT Type:</b> Portable Handset	Page 61 of 63	



**Figure 18-1**  
**Ear Reference Point HAC Phantom Alignment**



**Figure 18-2**  
**HAC Phantom Plane Alignment**

<b>FCC ID:</b> ZNFLS885		<b>HAC (RF EMISSIONS) TEST REPORT</b>	 <b>Reviewed by:</b> Quality Manager
<b>Filename:</b> 0Y1406091181.ZNF	<b>Test Dates:</b> 6/10/2014	<b>EUT Type:</b> Portable Handset	Page 62 of 63

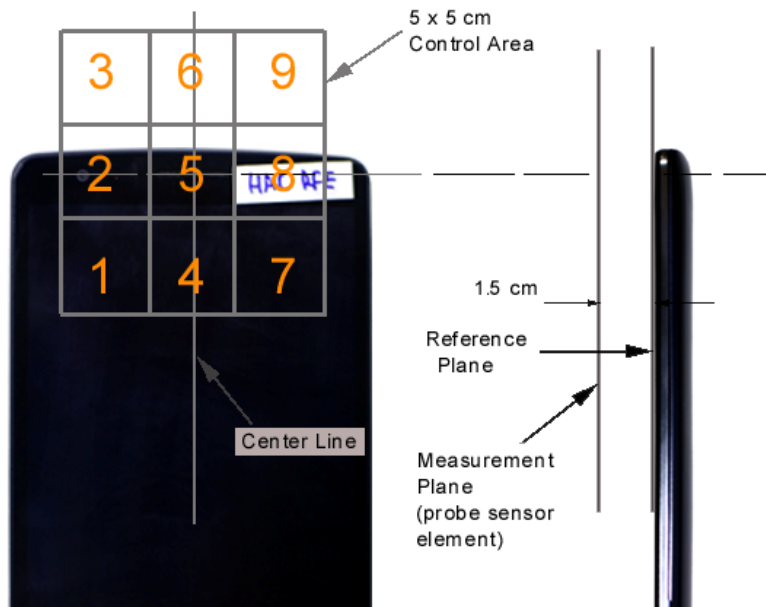


Figure 18-3 5x5 Scan grid above WD



Figure 18-4 E-Field WD Scan overlay

FCC ID: ZNFLS885	PCTEST ENGINEERING LABORATORY, INC.	HAC (RF EMISSIONS) TEST REPORT	LG	Reviewed by: Quality Manager
Filename: 0Y1406091181.ZNF	Test Dates: 6/10/2014	EUT Type: Portable Handset		Page 63 of 63