

Appendix D

Contour Plots

CDMA835 (1013CH)

DUT: LS840; Type: bar; Serial: #1

Communication System: CDMA 835MHz FCC; Frequency: 824.7 MHz; Duty Cycle: 1:1
Medium parameters used: $\sigma = 0$ mho/m, $\epsilon_r = 1$; $\rho = 1$ kg/m³
Phantom section: AMB with Coil Section
Measurement Standard: DAS4 (High Precision Assessment)

DASY4 Configuration:

- Probe: AM1DV2 - 1013; ; Calibrated: 2006-04-18
- Sensor-Surface: 0mm (Fix Surface)
- Electronics: DAE4 Sn869; Calibrated: 2011-09-22
- Phantom: HAC Test Arch with Coil; Type: SD HAC P01 BA; Serial: 1018
- Measurement SW: DAS4, V4.7 Build 71; Postprocessing SW: SEMCAD, V1.8 Build 184

Point measurement/x (longitudinal) at max x/ABM Noise(x,y,z) (1x1x1):

Measurement grid: dx=10mm, dy=10mm

Cursor:

ABM2 = -50.5 dB A/m

Location: -4, 0.5, 363.7 mm

Point measurement/x (longitudinal) at max x/ABM SNR(x,y,z) (1x1x1):

Measurement grid: dx=10mm, dy=10mm

Cursor:

ABM1/ABM2 = 53.0 dB

ABM1 comp = 2.54 dB A/m

BWC Factor = 0.15103 dB

Location: -4, 0.5, 363.7 mm

Point measurement/x (longitudinal) at max x/ABM Signal(x,y,z) (1x1x1):

Measurement grid: dx=10mm, dy=10mm

Cursor:

ABM1 comp = 2.54 dB A/m

BWC Factor = 0.15103 dB

Location: -4, 0.5, 363.7 mm

Point measurement/y (transversal) at max y/ABM Noise(x,y,z) (1x1x1):

Measurement grid: dx=10mm, dy=10mm

Cursor:

ABM2 = -50.9 dB A/m

Location: -2.5, 7, 363.7 mm

Point measurement/y (transversal) at max y/ABM SNR(x,y,z) (1x1x1):

Measurement grid: dx=10mm, dy=10mm

Cursor:

ABM1/ABM2 = 49.4 dB

ABM1 comp = -1.50 dB A/m

BWC Factor = 0.15103 dB

Location: -2.5, 7, 363.7 mm

Point measurement/y (transversal) at max y/ABM Signal(x,y,z) (1x1x1):

Measurement grid: dx=10mm, dy=10mm

Cursor:

ABM1 comp = -1.50 dB A/m

BWC Factor = 0.15103 dB

Location: -2.5, 7, 363.7 mm

Scans/z (axial) 15 x 15/ABM Signal(x,y,z) (8x8x1):

Measurement grid: dx=10mm, dy=10mm

Cursor:

ABM1 comp = 7.19 dB A/m

BWC Factor = 0.151969 dB

Location: 2.5, -1.5, 363.7 mm

Point measurement/z (axial) 300-3k response at max/ABM Freq Resp(x,y,z,f) (1x1x1):

Measurement grid: dx=10mm, dy=10mm

Cursor:

Diff = 1.18 dB

BWC Factor = 10.8 dB

Location: 4.2, -3.2, 365 mm

Point measurement/z (axial) at max z/ABM Noise(x,y,z) (1x1x1):

Measurement grid: dx=10mm, dy=10mm

Cursor:

ABM2 = -34.1 dB A/m

Location: 2.5, -1.5, 363.7 mm

Point measurement/z (axial) at max z/ABM SNR(x,y,z) (1x1x1):

Measurement grid: dx=10mm, dy=10mm

Cursor:

ABM1/ABM2 = 38.6 dB

ABM1 comp = 4.51 dB A/m

BWC Factor = 0.15103 dB

Location: 2.5, -1.5, 363.7 mm

Point measurement/z (axial) at max z/ABM Signal(x,y,z) (1x1x1):

Measurement grid: dx=10mm, dy=10mm

Cursor:

ABM1 comp = 4.51 dB A/m

BWC Factor = 0.15103 dB

Location: 2.5, -1.5, 363.7 mm

Scans/z (axial) rough 50 x 50/ABM Signal(x,y,z) (11x11x1):

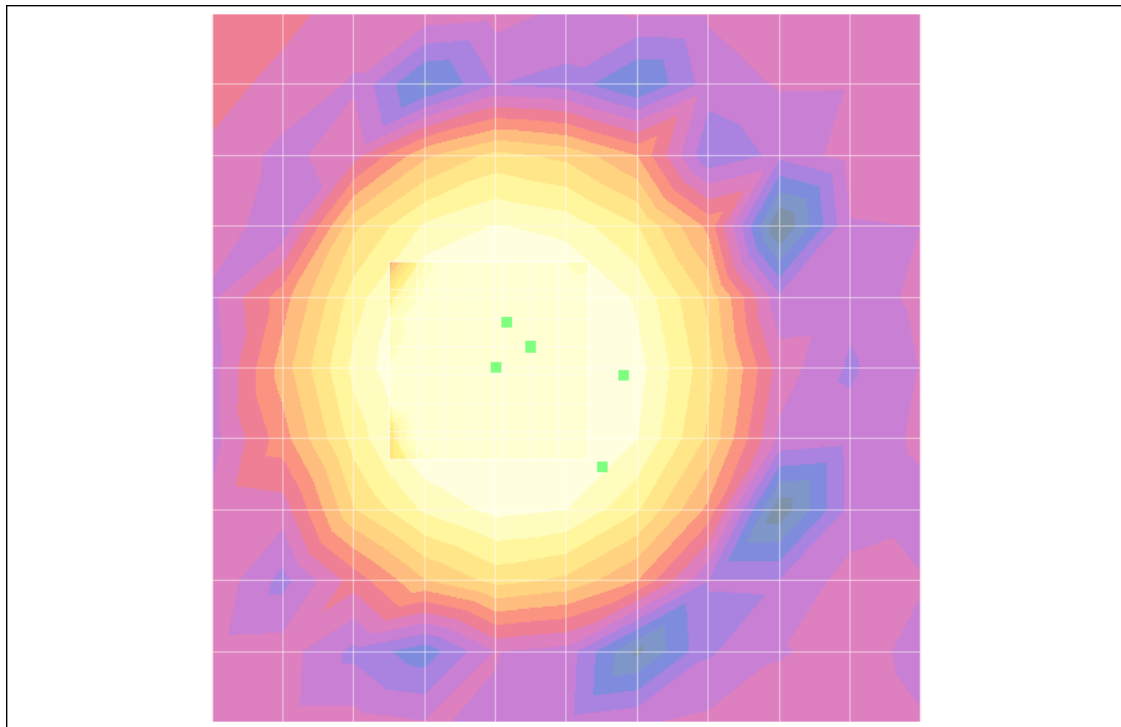
Measurement grid: dx=10mm, dy=10mm

Cursor:

ABM1 comp = 5.89 dB A/m

BWC Factor = 0.151969 dB

Location: 5, 0, 363.7 mm



0 dB = 1.00A/m

CDMA835 (384CH)

DUT: LS840; Type: bar; Serial: #1

Communication System: CDMA 835MHz FCC; Frequency: 836.52 MHz; Duty Cycle: 1:1
Medium parameters used: $\sigma = 0$ mho/m, $\epsilon_r = 1$; $\rho = 1$ kg/m³
Phantom section: AMB with Coil Section
Measurement Standard: DAS4 (High Precision Assessment)

DAS4 Configuration:

- Probe: AM1DV2 - 1013; ; Calibrated: 2006-04-18
- Sensor-Surface: 0mm (Fix Surface)
- Electronics: DAE4 Sn869; Calibrated: 2011-09-22
- Phantom: HAC Test Arch with Coil; Type: SD HAC P01 BA; Serial: 1018
- Measurement SW: DAS4, V4.7 Build 71; Postprocessing SW: SEMCAD, V1.8 Build 184

Point measurement/x (longitudinal) at max x/ABM Noise(x,y,z) (1x1x1):

Measurement grid: dx=10mm, dy=10mm

Cursor:

ABM2 = -51.1 dB A/m

Location: -4, -1.5, 363.7 mm

Point measurement/x (longitudinal) at max x/ABM SNR(x,y,z) (1x1x1):

Measurement grid: dx=10mm, dy=10mm

Cursor:

ABM1/ABM2 = 54.7 dB

ABM1 comp = 3.56 dB A/m

BWC Factor = 0.151969 dB

Location: -4, -1.5, 363.7 mm

Point measurement/x (longitudinal) at max x/ABM Signal(x,y,z) (1x1x1):

Measurement grid: dx=10mm, dy=10mm

Cursor:

ABM1 comp = 3.56 dB A/m

BWC Factor = 0.151969 dB

Location: -4, -1.5, 363.7 mm

Point measurement/y (transversal) at max y/ABM Noise(x,y,z) (1x1x1):

Measurement grid: dx=10mm, dy=10mm

Cursor:

ABM2 = -52.4 dB A/m

Location: -4.5, 7, 363.7 mm

Point measurement/y (transversal) at max y/ABM SNR(x,y,z) (1x1x1):

Measurement grid: dx=10mm, dy=10mm

Cursor:

ABM1/ABM2 = 49.4 dB

ABM1 comp = -2.99 dB A/m

BWC Factor = 0.151969 dB

Location: -4.5, 7, 363.7 mm

Point measurement/y (transversal) at max y/ABM Signal(x,y,z) (1x1x1):

Measurement grid: dx=10mm, dy=10mm

Cursor:

ABM1 comp = -2.99 dB A/m

BWC Factor = 0.151969 dB

Location: -4.5, 7, 363.7 mm

Scans/z (axial) 15 x 15/ABM Signal(x,y,z) (8x8x1):

Measurement grid: dx=10mm, dy=10mm

Cursor:

ABM1 comp = 6.56 dB A/m

BWC Factor = 0.151969 dB

Location: 3.5, -1.5, 363.7 mm

Point measurement/z (axial) 300-3k response at max/ABM Freq Resp(x,y,z,f) (1x1x1):

Measurement grid: dx=10mm, dy=10mm

Cursor:

Diff = 1.97 dB
BWC Factor = 10.8 dB
Location: 5.2, -1.2, 365 mm

Point measurement/z (axial) at max z/ABM Noise(x,y,z) (1x1x1):

Measurement grid: dx=10mm, dy=10mm

Cursor:

ABM2 = -34.0 dB A/m
Location: 3.5, 0.5, 363.7 mm

Point measurement/z (axial) at max z/ABM SNR(x,y,z) (1x1x1):

Measurement grid: dx=10mm, dy=10mm

Cursor:

ABM1/ABM2 = 39.8 dB
ABM1 comp = 5.72 dB A/m
BWC Factor = 0.151969 dB
Location: 3.5, 0.5, 363.7 mm

Point measurement/z (axial) at max z/ABM Signal(x,y,z) (1x1x1):

Measurement grid: dx=10mm, dy=10mm

Cursor:

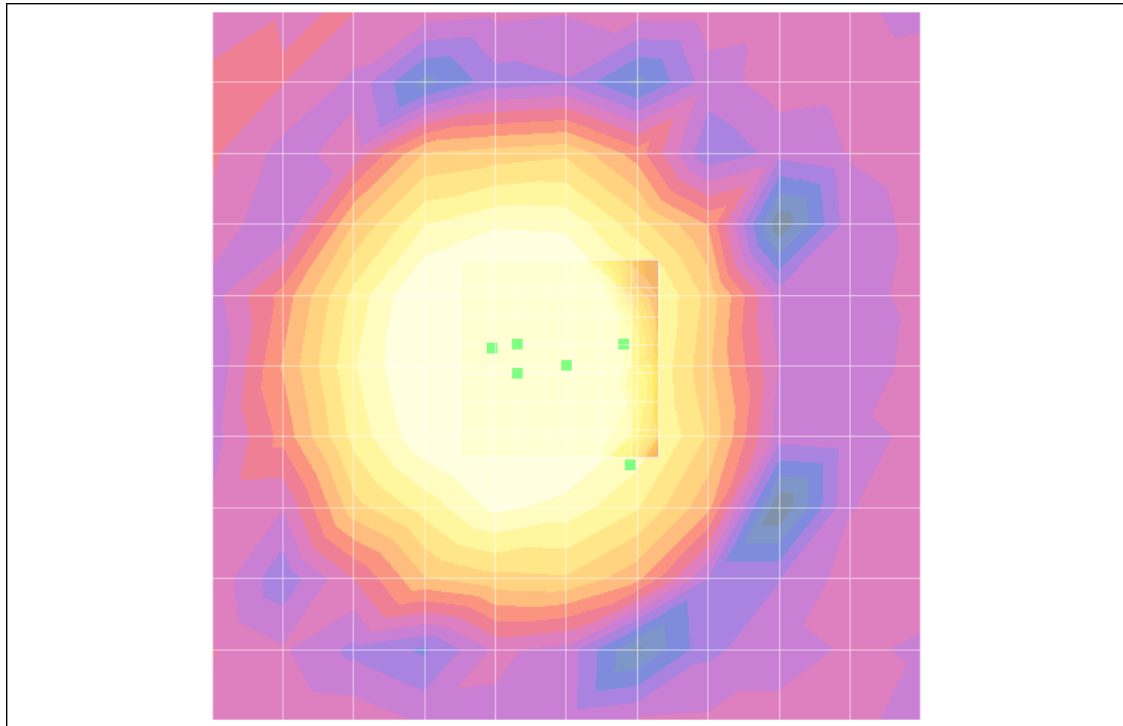
ABM1 comp = 5.72 dB A/m
BWC Factor = 0.151969 dB
Location: 3.5, 0.5, 363.7 mm

Scans/z (axial) rough 50 x 50/ABM Signal(x,y,z) (11x11x1):

Measurement grid: dx=10mm, dy=10mm

Cursor:

ABM1 comp = 5.32 dB A/m
BWC Factor = 0.151969 dB
Location: 0, 0, 363.7 mm



0 dB = 1.00A/m

CDMA835 (777CH)

DUT: LS840; Type: bar; Serial: #1

Communication System: CDMA 835MHz FCC; Frequency: 848.31 MHz; Duty Cycle: 1:1
Medium parameters used: $\sigma = 0$ mho/m, $\epsilon_r = 1$; $\rho = 1$ kg/m³
Phantom section: AMB with Coil Section
Measurement Standard: DAS4 (High Precision Assessment)

DASY4 Configuration:

- Probe: AM1DV2 - 1013; ; Calibrated: 2006-04-18
- Sensor-Surface: 0mm (Fix Surface)
- Electronics: DAE4 Sn869; Calibrated: 2011-09-22
- Phantom: HAC Test Arch with Coil; Type: SD HAC P01 BA; Serial: 1018
- Measurement SW: DAS4, V4.7 Build 71; Postprocessing SW: SEMCAD, V1.8 Build 184

Point measurement/x (longitudinal) at max x/ABM Noise(x,y,z) (1x1x1):

Measurement grid: dx=10mm, dy=10mm

Cursor:

ABM2 = -48.7 dB A/m

Location: -4, -1.5, 363.7 mm

Point measurement/x (longitudinal) at max x/ABM SNR(x,y,z) (1x1x1):

Measurement grid: dx=10mm, dy=10mm

Cursor:

ABM1/ABM2 = 51.6 dB

ABM1 comp = 2.88 dB A/m

BWC Factor = 0.151969 dB

Location: -4, -1.5, 363.7 mm

Point measurement/x (longitudinal) at max x/ABM Signal(x,y,z) (1x1x1):

Measurement grid: dx=10mm, dy=10mm

Cursor:

ABM1 comp = 2.88 dB A/m

BWC Factor = 0.151969 dB

Location: -4, -1.5, 363.7 mm

Point measurement/y (transversal) at max y/ABM Noise(x,y,z) (1x1x1):

Measurement grid: dx=10mm, dy=10mm

Cursor:

ABM2 = -51.5 dB A/m

Location: -4.5, 5, 363.7 mm

Point measurement/y (transversal) at max y/ABM SNR(x,y,z) (1x1x1):

Measurement grid: dx=10mm, dy=10mm

Cursor:

ABM1/ABM2 = 48.7 dB

ABM1 comp = -2.73 dB A/m

BWC Factor = 0.151969 dB

Location: -4.5, 5, 363.7 mm

Point measurement/y (transversal) at max y/ABM Signal(x,y,z) (1x1x1):

Measurement grid: dx=10mm, dy=10mm

Cursor:

ABM1 comp = -2.73 dB A/m

BWC Factor = 0.151969 dB

Location: -4.5, 5, 363.7 mm

Scans/z (axial) 15 x 15/ABM Signal(x,y,z) (8x8x1):

Measurement grid: dx=10mm, dy=10mm

Cursor:

ABM1 comp = 6.83 dB A/m

BWC Factor = 0.151969 dB

Location: 3.5, 0.5, 363.7 mm

Point measurement/z (axial) 300-3k response at max/ABM Freq Resp(x,y,z,f) (1x1x1):

Measurement grid: dx=10mm, dy=10mm

Cursor:

Diff = 2.00 dB
BWC Factor = 10.8 dB
Location: 3.2, -3.2, 365 mm

Point measurement/z (axial) at max z/ABM Noise(x,y,z) (1x1x1):

Measurement grid: dx=10mm, dy=10mm

Cursor:

ABM2 = -33.7 dB A/m
Location: 1.5, -1.5, 363.7 mm

Point measurement/z (axial) at max z/ABM SNR(x,y,z) (1x1x1):

Measurement grid: dx=10mm, dy=10mm

Cursor:

ABM1/ABM2 = 39.2 dB
ABM1 comp = 5.44 dB A/m
BWC Factor = 0.151969 dB
Location: 1.5, -1.5, 363.7 mm

Point measurement/z (axial) at max z/ABM Signal(x,y,z) (1x1x1):

Measurement grid: dx=10mm, dy=10mm

Cursor:

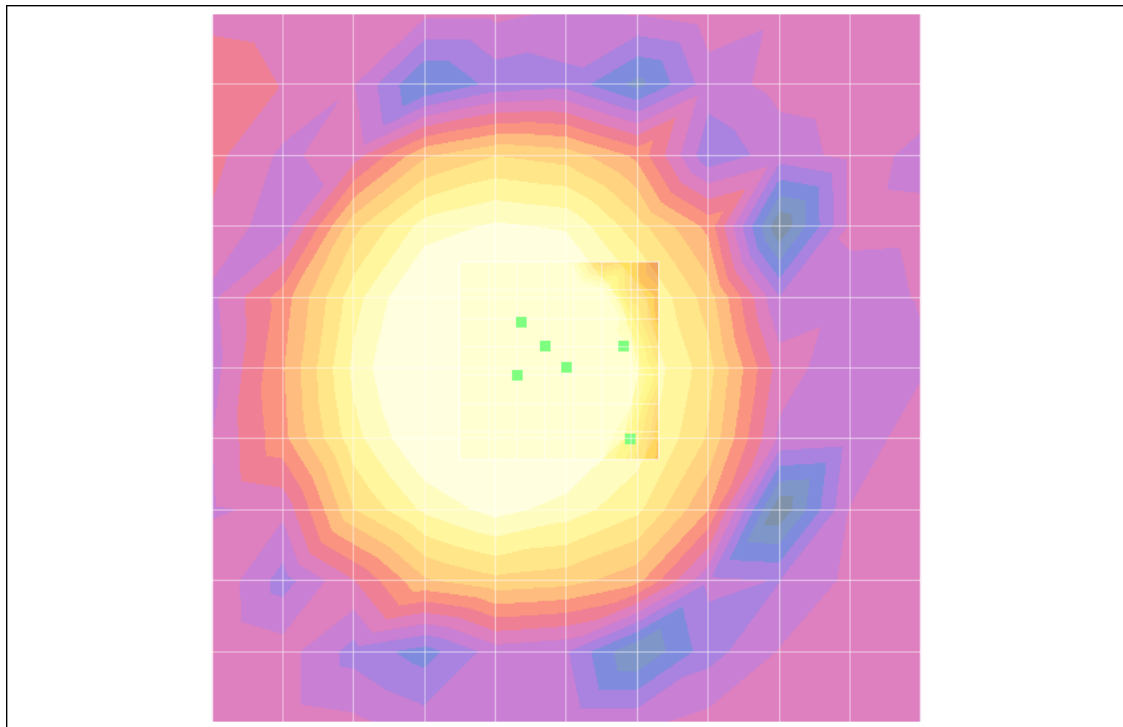
ABM1 comp = 5.44 dB A/m
BWC Factor = 0.151969 dB
Location: 1.5, -1.5, 363.7 mm

Scans/z (axial) rough 50 x 50/ABM Signal(x,y,z) (11x11x1):

Measurement grid: dx=10mm, dy=10mm

Cursor:

ABM1 comp = 5.94 dB A/m
BWC Factor = 0.151969 dB
Location: 0, 0, 363.7 mm



0 dB = 1.00A/m

PCS1900 (25CH)

DUT: LS840; Type: bar; Serial: #1

Communication System: PCS 1900MHz FCC; Frequency: 1851.25 MHz; Duty Cycle: 1:1
Medium parameters used: $\sigma = 0$ mho/m, $\epsilon_r = 1$; $\rho = 1$ kg/m³
Phantom section: AMB with Coil Section
Measurement Standard: DAS4 (High Precision Assessment)

DASY4 Configuration:

- Probe: AM1DV2 - 1013; ; Calibrated: 2006-04-18
- Sensor-Surface: 0mm (Fix Surface)
- Electronics: DAE4 Sn869; Calibrated: 2011-09-22
- Phantom: HAC Test Arch with Coil; Type: SD HAC P01 BA; Serial: 1018
- Measurement SW: DAS4, V4.7 Build 71; Postprocessing SW: SEMCAD, V1.8 Build 184

Point measurement/x (longitudinal) at max x/ABM Noise(x,y,z) (1x1x1):

Measurement grid: dx=10mm, dy=10mm

Cursor:

ABM2 = -51.6 dB A/m

Location: -6, -3.5, 363.7 mm

Point measurement/x (longitudinal) at max x/ABM SNR(x,y,z) (1x1x1):

Measurement grid: dx=10mm, dy=10mm

Cursor:

ABM1/ABM2 = 53.1 dB

ABM1 comp = 1.53 dB A/m

BWC Factor = 0.15103 dB

Location: -6, -3.5, 363.7 mm

Point measurement/x (longitudinal) at max x/ABM Signal(x,y,z) (1x1x1):

Measurement grid: dx=10mm, dy=10mm

Cursor:

ABM1 comp = 1.53 dB A/m

BWC Factor = 0.15103 dB

Location: -6, -3.5, 363.7 mm

Point measurement/y (transversal) at max y/ABM Noise(x,y,z) (1x1x1):

Measurement grid: dx=10mm, dy=10mm

Cursor:

ABM2 = -51.5 dB A/m

Location: 0.5, -12, 363.7 mm

Point measurement/y (transversal) at max y/ABM SNR(x,y,z) (1x1x1):

Measurement grid: dx=10mm, dy=10mm

Cursor:

ABM1/ABM2 = 50.5 dB

ABM1 comp = -0.931 dB A/m

BWC Factor = 0.15103 dB

Location: 0.5, -12, 363.7 mm

Point measurement/y (transversal) at max y/ABM Signal(x,y,z) (1x1x1):

Measurement grid: dx=10mm, dy=10mm

Cursor:

ABM1 comp = -0.931 dB A/m

BWC Factor = 0.15103 dB

Location: 0.5, -12, 363.7 mm

Scans/z (axial) 15 x 15/ABM Signal(x,y,z) (8x8x1):

Measurement grid: dx=10mm, dy=10mm

Cursor:

ABM1 comp = 6.75 dB A/m

BWC Factor = 0.151969 dB

Location: 4.5, -1.5, 363.7 mm

Point measurement/z (axial) 300-3k response at max/ABM Freq Resp(x,y,z,f) (1x1x1):

Measurement grid: dx=10mm, dy=10mm

Cursor:

Diff = 1.48 dB
BWC Factor = 10.8 dB
Location: 8.2, -1.2, 365 mm

Point measurement/z (axial) at max z/ABM Noise(x,y,z) (1x1x1):

Measurement grid: dx=10mm, dy=10mm

Cursor:

ABM2 = -33.5 dB A/m
Location: 6.5, 0.5, 363.7 mm

Point measurement/z (axial) at max z/ABM SNR(x,y,z) (1x1x1):

Measurement grid: dx=10mm, dy=10mm

Cursor:

ABM1/ABM2 = 39.2 dB
ABM1 comp = 5.69 dB A/m
BWC Factor = 0.15103 dB
Location: 6.5, 0.5, 363.7 mm

Point measurement/z (axial) at max z/ABM Signal(x,y,z) (1x1x1):

Measurement grid: dx=10mm, dy=10mm

Cursor:

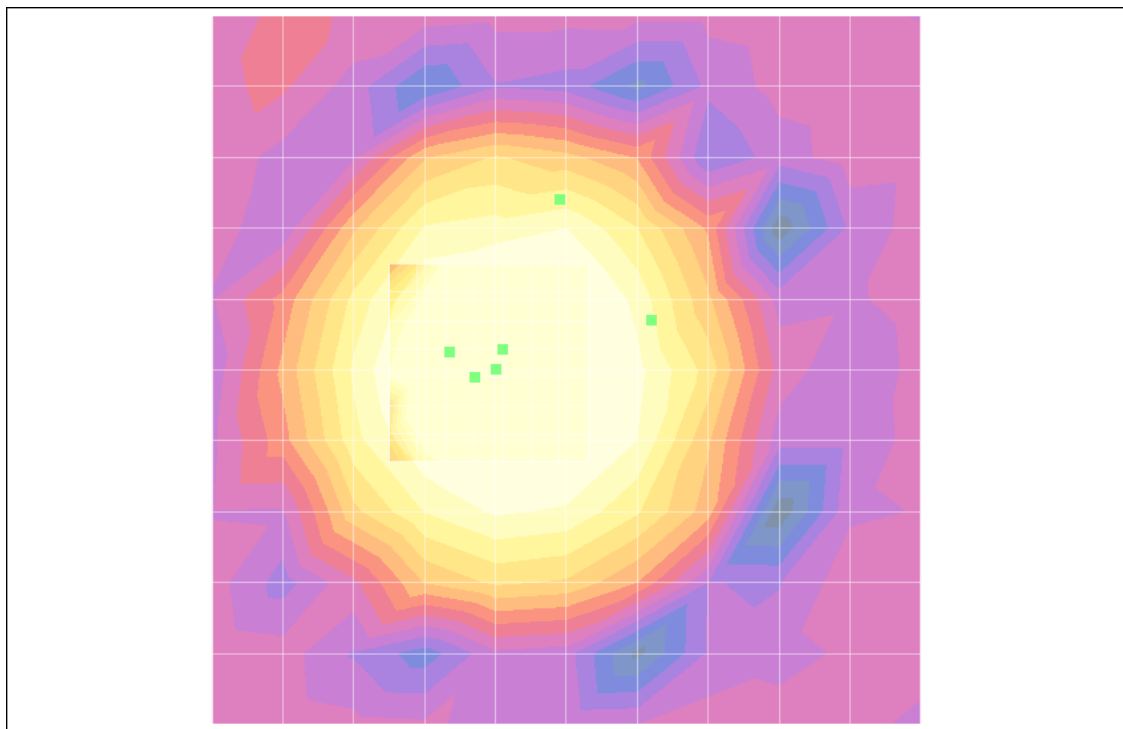
ABM1 comp = 5.69 dB A/m
BWC Factor = 0.15103 dB
Location: 6.5, 0.5, 363.7 mm

Scans/z (axial) rough 50 x 50/ABM Signal(x,y,z) (11x11x1):

Measurement grid: dx=10mm, dy=10mm

Cursor:

ABM1 comp = 7.53 dB A/m
BWC Factor = 0.151969 dB
Location: 5, 0, 363.7 mm



0 dB = 1.00A/m

PCS1900 (600CH)

DUT: LS840; Type: bar; Serial: #1

Communication System: PCS 1900MHz FCC; Frequency: 1880 MHz; Duty Cycle: 1:1
Medium parameters used: $\sigma = 0$ mho/m, $\epsilon_r = 1$; $\rho = 1$ kg/m³
Phantom section: AMB with Coil Section
Measurement Standard: DAS4 (High Precision Assessment)

DASY4 Configuration:

- Probe: AM1DV2 - 1013; ; Calibrated: 2006-04-18
- Sensor-Surface: 0mm (Fix Surface)
- Electronics: DAE4 Sn869; Calibrated: 2011-09-22
- Phantom: HAC Test Arch with Coil; Type: SD HAC P01 BA; Serial: 1018
- Measurement SW: DAS4, V4.7 Build 71; Postprocessing SW: SEMCAD, V1.8 Build 184

Point measurement/x (longitudinal) at max x/ABM Noise(x,y,z) (1x1x1):

Measurement grid: dx=10mm, dy=10mm

Cursor:

ABM2 = -50.1 dB A/m

Location: -6, 0.5, 363.7 mm

Point measurement/x (longitudinal) at max x/ABM SNR(x,y,z) (1x1x1):

Measurement grid: dx=10mm, dy=10mm

Cursor:

ABM1/ABM2 = 51.2 dB

ABM1 comp = 1.05 dB A/m

BWC Factor = 0.151969 dB

Location: -6, 0.5, 363.7 mm

Point measurement/x (longitudinal) at max x/ABM Signal(x,y,z) (1x1x1):

Measurement grid: dx=10mm, dy=10mm

Cursor:

ABM1 comp = 1.05 dB A/m

BWC Factor = 0.151969 dB

Location: -6, 0.5, 363.7 mm

Point measurement/y (transversal) at max y/ABM Noise(x,y,z) (1x1x1):

Measurement grid: dx=10mm, dy=10mm

Cursor:

ABM2 = -50.2 dB A/m

Location: -1.5, 5, 363.7 mm

Point measurement/y (transversal) at max y/ABM SNR(x,y,z) (1x1x1):

Measurement grid: dx=10mm, dy=10mm

Cursor:

ABM1/ABM2 = 50.3 dB

ABM1 comp = 0.048 dB A/m

BWC Factor = 0.151969 dB

Location: -1.5, 5, 363.7 mm

Point measurement/y (transversal) at max y/ABM Signal(x,y,z) (1x1x1):

Measurement grid: dx=10mm, dy=10mm

Cursor:

ABM1 comp = 0.048 dB A/m

BWC Factor = 0.151969 dB

Location: -1.5, 5, 363.7 mm

Scans/z (axial) 15 x 15/ABM Signal(x,y,z) (8x8x1):

Measurement grid: dx=10mm, dy=10mm

Cursor:

ABM1 comp = 7.16 dB A/m

BWC Factor = 0.15103 dB

Location: 4.5, 0.5, 363.7 mm

Point measurement/z (axial) 300-3k response at max/ABM Freq Resp(x,y,z,f) (1x1x1):

Measurement grid: dx=10mm, dy=10mm

Cursor:

Diff = 1.95 dB
BWC Factor = 10.8 dB
Location: 6.2, -1.2, 365 mm

Point measurement/z (axial) at max z/ABM Noise(x,y,z) (1x1x1):

Measurement grid: dx=10mm, dy=10mm

Cursor:

ABM2 = -34.8 dB A/m
Location: 4.5, 0.5, 363.7 mm

Point measurement/z (axial) at max z/ABM SNR(x,y,z) (1x1x1):

Measurement grid: dx=10mm, dy=10mm

Cursor:

ABM1/ABM2 = 42.2 dB
ABM1 comp = 7.40 dB A/m
BWC Factor = 0.151969 dB
Location: 4.5, 0.5, 363.7 mm

Point measurement/z (axial) at max z/ABM Signal(x,y,z) (1x1x1):

Measurement grid: dx=10mm, dy=10mm

Cursor:

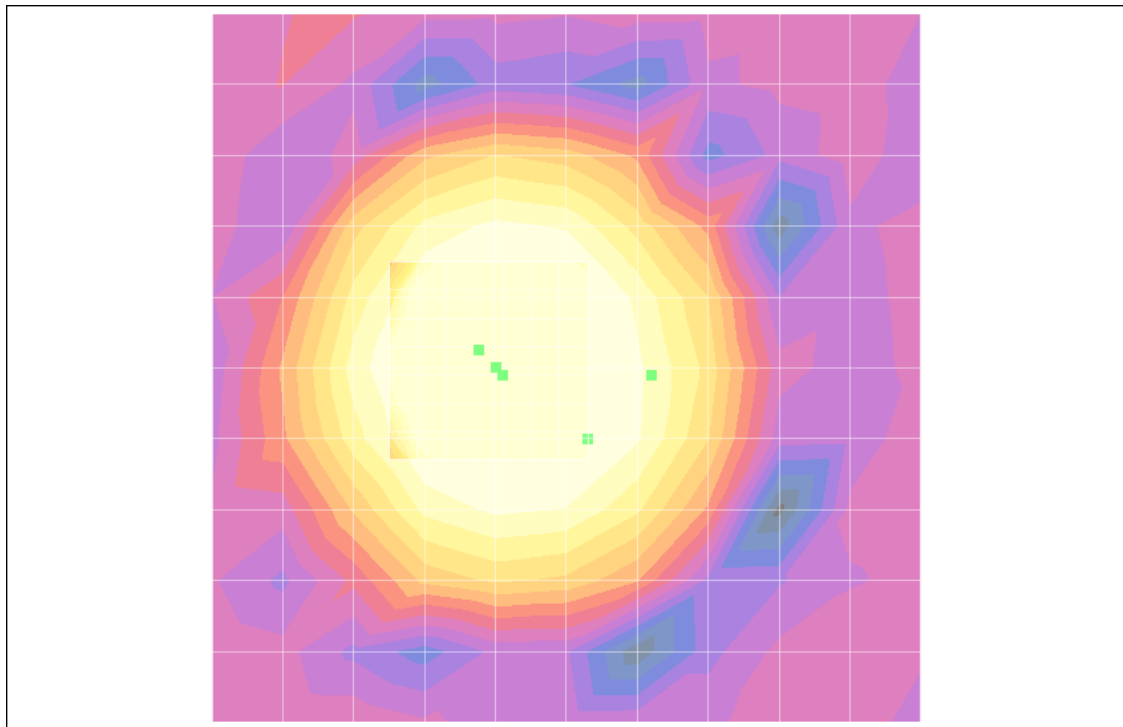
ABM1 comp = 7.40 dB A/m
BWC Factor = 0.151969 dB
Location: 4.5, 0.5, 363.7 mm

Scans/z (axial) rough 50 x 50/ABM Signal(x,y,z) (11x11x1):

Measurement grid: dx=10mm, dy=10mm

Cursor:

ABM1 comp = 6.63 dB A/m
BWC Factor = 0.15103 dB
Location: 5, 0, 363.7 mm



0 dB = 1.00A/m

PCS1900 (1175CH)

DUT: LS840; Type: bar; Serial: #1

Communication System: PCS 1900MHz FCC; Frequency: 1908.75 MHz; Duty Cycle: 1:1
Medium parameters used: $\sigma = 0$ mho/m, $\epsilon_r = 1$; $\rho = 1$ kg/m³
Phantom section: AMB with Coil Section
Measurement Standard: DASY4 (High Precision Assessment)

DASY4 Configuration:

- Probe: AM1DV2 - 1013; ; Calibrated: 2006-04-18
- Sensor-Surface: 0mm (Fix Surface)
- Electronics: DAE4 Sn869; Calibrated: 2011-09-22
- Phantom: HAC Test Arch with Coil; Type: SD HAC P01 BA; Serial: 1018
- Measurement SW: DASY4, V4.7 Build 71; Postprocessing SW: SEMCAD, V1.8 Build 184

Point measurement/x (longitudinal) at max x/ABM Noise(x,y,z) (1x1x1):

Measurement grid: dx=10mm, dy=10mm

Cursor:

ABM2 = -50.2 dB A/m

Location: -4, 0.5, 363.7 mm

Point measurement/x (longitudinal) at max x/ABM SNR(x,y,z) (1x1x1):

Measurement grid: dx=10mm, dy=10mm

Cursor:

ABM1/ABM2 = 51.8 dB

ABM1 comp = 1.65 dB A/m

BWC Factor = 0.15103 dB

Location: -4, 0.5, 363.7 mm

Point measurement/x (longitudinal) at max x/ABM Signal(x,y,z) (1x1x1):

Measurement grid: dx=10mm, dy=10mm

Cursor:

ABM1 comp = 1.65 dB A/m

BWC Factor = 0.15103 dB

Location: -4, 0.5, 363.7 mm

Point measurement/y (transversal) at max y/ABM Noise(x,y,z) (1x1x1):

Measurement grid: dx=10mm, dy=10mm

Cursor:

ABM2 = -52.6 dB A/m

Location: -4.5, 7, 363.7 mm

Point measurement/y (transversal) at max y/ABM SNR(x,y,z) (1x1x1):

Measurement grid: dx=10mm, dy=10mm

Cursor:

ABM1/ABM2 = 50.1 dB

ABM1 comp = -2.49 dB A/m

BWC Factor = 0.15103 dB

Location: -4.5, 7, 363.7 mm

Point measurement/y (transversal) at max y/ABM Signal(x,y,z) (1x1x1):

Measurement grid: dx=10mm, dy=10mm

Cursor:

ABM1 comp = -2.49 dB A/m

BWC Factor = 0.15103 dB

Location: -4.5, 7, 363.7 mm

Scans/z (axial) 15 x 15/ABM Signal(x,y,z) (8x8x1):

Measurement grid: dx=10mm, dy=10mm

Cursor:

ABM1 comp = 6.60 dB A/m

BWC Factor = 0.152993 dB

Location: 2.5, 0.5, 363.7 mm

Point measurement/z (axial) 300-3k response at max/ABM Freq Resp(x,y,z,f) (1x1x1):

Measurement grid: dx=10mm, dy=10mm

Cursor:

Diff = 1.51 dB

BWC Factor = 10.8 dB

Location: 4.2, -1.2, 365 mm

Point measurement/z (axial) at max z/ABM Noise(x,y,z) (1x1x1):

Measurement grid: dx=10mm, dy=10mm

Cursor:

ABM2 = -34.5 dB A/m

Location: 2.5, 0.5, 363.7 mm

Point measurement/z (axial) at max z/ABM SNR(x,y,z) (1x1x1):

Measurement grid: dx=10mm, dy=10mm

Cursor:

ABM1/ABM2 = 41.2 dB

ABM1 comp = 6.66 dB A/m

BWC Factor = 0.15103 dB

Location: 2.5, 0.5, 363.7 mm

Point measurement/z (axial) at max z/ABM Signal(x,y,z) (1x1x1):

Measurement grid: dx=10mm, dy=10mm

Cursor:

ABM1 comp = 6.66 dB A/m

BWC Factor = 0.15103 dB

Location: 2.5, 0.5, 363.7 mm

Scans/z (axial) rough 50 x 50/ABM Signal(x,y,z) (11x11x1):

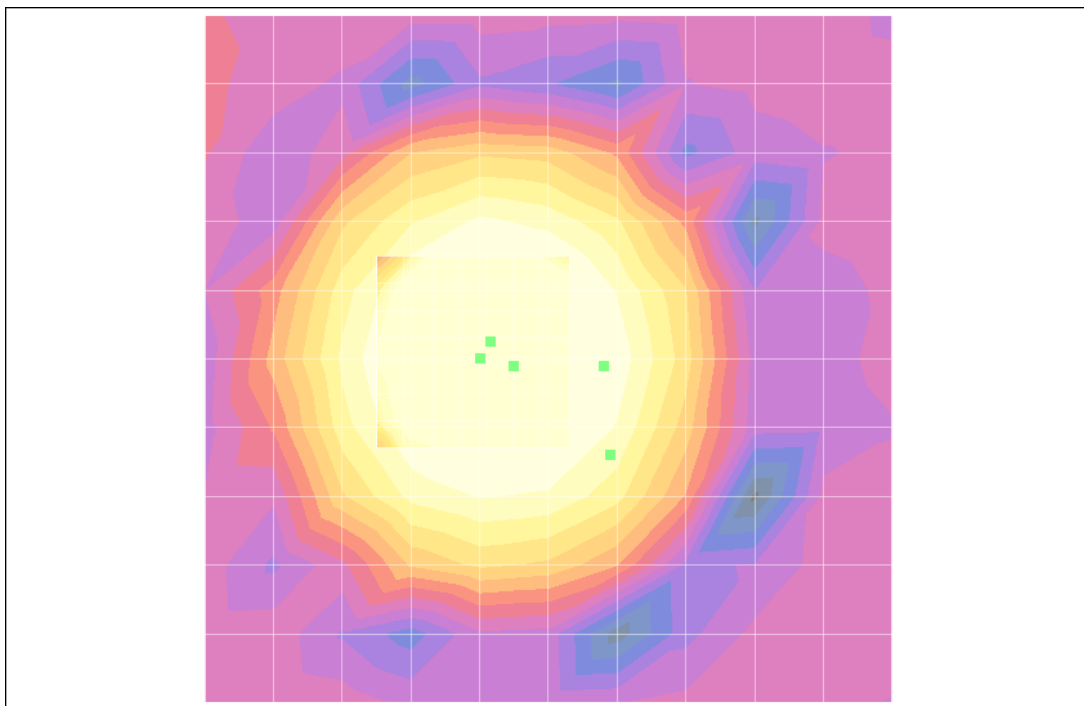
Measurement grid: dx=10mm, dy=10mm

Cursor:

ABM1 comp = 6.45 dB A/m

BWC Factor = 0.152993 dB

Location: 5, 0, 363.7 mm



0 dB = 1.00A/m

BC10 (580 CH)

DUT: LS840; Type: bar; Serial: #1

Communication System: CDMA800(BC10); Frequency: 820.5 MHz; Duty Cycle: 1:1
Medium parameters used: $\sigma = 0$ mho/m, $\epsilon_r = 1$; $\rho = 1$ kg/m³
Phantom section: AMB with Coil Section
Measurement Standard: DAS4 (High Precision Assessment)

DAS4 Configuration:

- Probe: AM1DV2 - 1013; ; Calibrated: 2006-04-18
- Sensor-Surface: 0mm (Fix Surface)
- Electronics: DAE4 Sn869; Calibrated: 2011-09-22
- Phantom: HAC Test Arch with Coil; Type: SD HAC P01 BA; Serial: 1018
- Measurement SW: DAS4, V4.7 Build 71; Postprocessing SW: SEMCAD, V1.8 Build 184

Point measurement/x (longitudinal) at max x/ABM Noise(x,y,z) (1x1x1):

Measurement grid: dx=10mm, dy=10mm

Cursor:

ABM2 = -52.4 dB A/m

Location: -7, -1.5, 363.7 mm

Point measurement/x (longitudinal) at max x/ABM SNR(x,y,z) (1x1x1):

Measurement grid: dx=10mm, dy=10mm

Cursor:

ABM1/ABM2 = 52.1 dB

ABM1 comp = -0.308 dB A/m

BWC Factor = 0.151969 dB

Location: -7, -1.5, 363.7 mm

Point measurement/x (longitudinal) at max x/ABM Signal(x,y,z) (1x1x1):

Measurement grid: dx=10mm, dy=10mm

Cursor:

ABM1 comp = -0.308 dB A/m

BWC Factor = 0.151969 dB

Location: -7, -1.5, 363.7 mm

Point measurement/y (transversal) at max y/ABM Noise(x,y,z) (1x1x1):

Measurement grid: dx=10mm, dy=10mm

Cursor:

ABM2 = -57.6 dB A/m

Location: 2.5, -10, 363.7 mm

Point measurement/y (transversal) at max y/ABM SNR(x,y,z) (1x1x1):

Measurement grid: dx=10mm, dy=10mm

Cursor:

ABM1/ABM2 = 57.0 dB

ABM1 comp = -0.595 dB A/m

BWC Factor = 0.151969 dB

Location: 2.5, -10, 363.7 mm

Point measurement/y (transversal) at max y/ABM Signal(x,y,z) (1x1x1):

Measurement grid: dx=10mm, dy=10mm

Cursor:

ABM1 comp = -0.595 dB A/m

BWC Factor = 0.151969 dB

Location: 2.5, -10, 363.7 mm

Scans/z (axial) 15 x 15/ABM Signal(x,y,z) (8x8x1):

Measurement grid: dx=10mm, dy=10mm

Cursor:

ABM1 comp = 9.10 dB A/m

BWC Factor = 0.15103 dB

Location: 4.5, -1.5, 363.7 mm

Point measurement/z (axial) 300-3k response at max/ABM Freq Resp(x,y,z,f) (1x1x1):

Measurement grid: dx=10mm, dy=10mm

Cursor:

Diff = 1.54 dB

BWC Factor = 10.8 dB

Location: 2.2, -3.2, 365 mm

Point measurement/z (axial) at max z/ABM Noise(x,y,z) (1x1x1):

Measurement grid: dx=10mm, dy=10mm

Cursor:

ABM2 = -51.6 dB A/m

Location: 0.5, -1.5, 363.7 mm

Point measurement/z (axial) at max z/ABM SNR(x,y,z) (1x1x1):

Measurement grid: dx=10mm, dy=10mm

Cursor:

ABM1/ABM2 = 58.0 dB

ABM1 comp = 6.38 dB A/m

BWC Factor = 0.151969 dB

Location: 0.5, -1.5, 363.7 mm

Point measurement/z (axial) at max z/ABM Signal(x,y,z) (1x1x1):

Measurement grid: dx=10mm, dy=10mm

Cursor:

ABM1 comp = 6.38 dB A/m

BWC Factor = 0.151969 dB

Location: 0.5, -1.5, 363.7 mm

Scans/z (axial) rough 50 x 50/ABM Signal(x,y,z) (11x11x1):

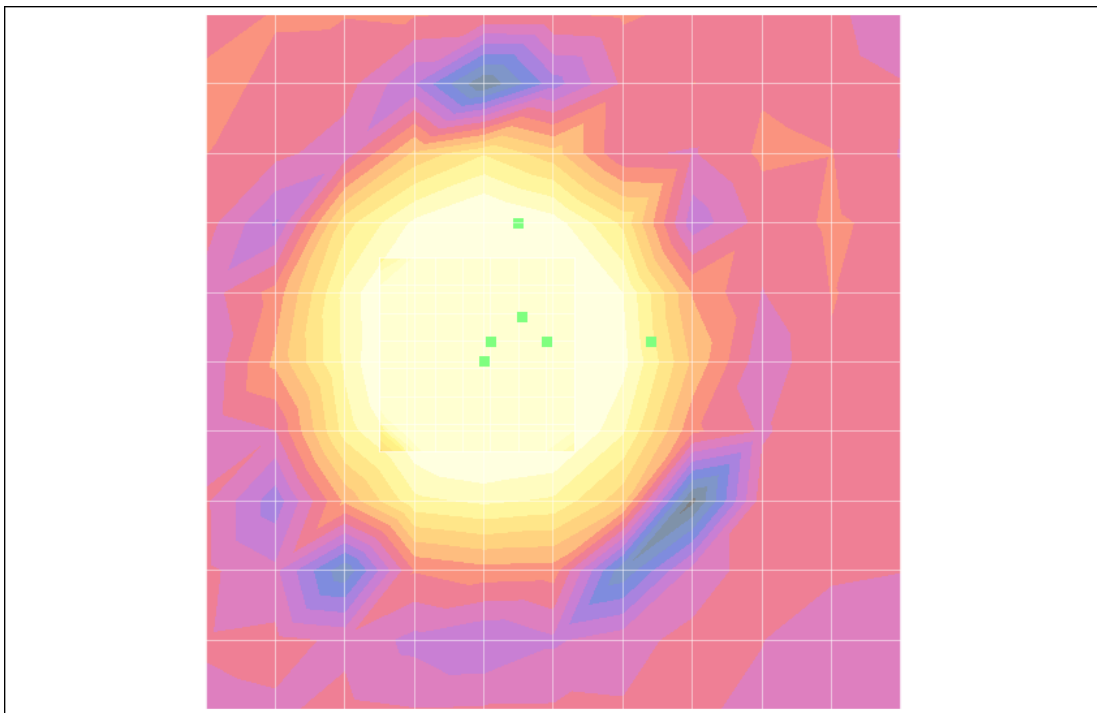
Measurement grid: dx=10mm, dy=10mm

Cursor:

ABM1 comp = 9.40 dB A/m

BWC Factor = 0.15103 dB

Location: 5, 0, 363.7 mm



0 dB = 1.00A/m