



13. TEST SETUP PHOTOGRAPHS

FCC ID: ZNFLS831	 PCTEST <small>Engineering Laboratory, Inc.</small>	HAC (T-COIL) TEST REPORT	 LG	Reviewed by: Quality Manager
Filename: 0Y1109021535.ZNF	Test Dates: September 13-14, 2011	EUT Type: Cell/PCS CDMA/EVDO Phone with BT and WLAN		Page 36 of 38




Figure 13-1
Test Setup for Wireless Device







Figure 13-2
Test Setup for Wireless Device

FCC ID: ZNFLS831		HAC (T-COIL) TEST REPORT	 Reviewed by: Quality Manager
Filename: 0Y1109021535.ZNF	Test Dates: September 13-14, 2011	EUT Type: Cell/PCS CDMA/EVDO Phone with BT and WLAN	Page 37 of 38



Axial



Radial H (Transverse)

Radial V (Longitudinal)

Figure 13-3

T-Coil Scan Overlay Magnetic Field Distributions

Note: Final measurement locations are indicated by a cursor on the contour plots.

FCC ID: ZNFLS831		HAC (T-COIL) TEST REPORT		Reviewed by: Quality Manager
Filename: 0Y1109021535.ZNF	Test Dates: September 13-14, 2011	EUT Type: Cell/PCS CDMA/EVDO Phone with BT and WLAN	Page 38 of 38	