

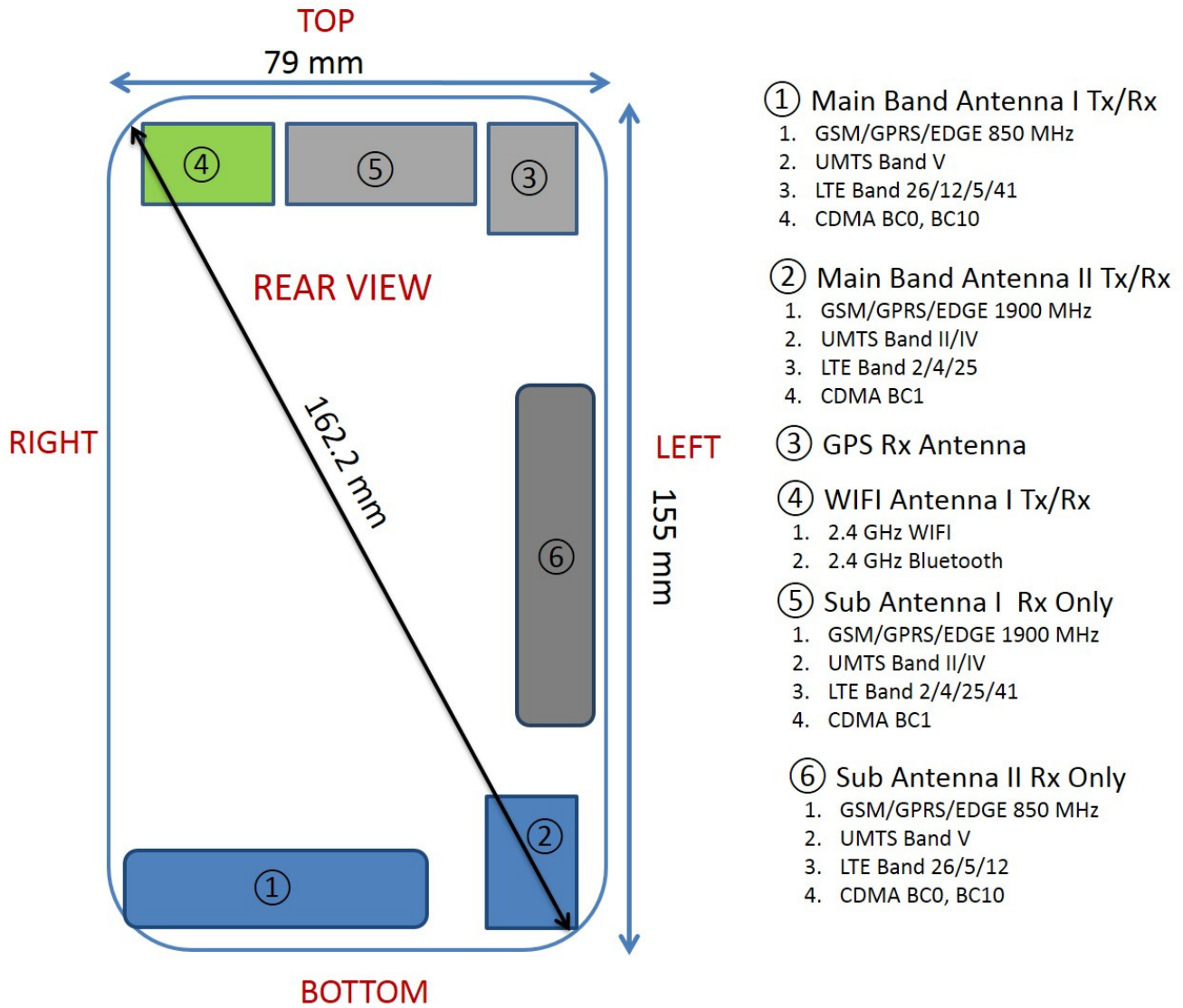




# APPENDIX F: DUT ANTENNA DIAGRAM & SAR TEST SETUP PHOTOGRAPHS

<b>FCC ID</b> ZNFLS777		<b>SAR EVALUATION REPORT</b>		<b>Reviewed by:</b> Quality Manager
<b>Test Dates:</b> 12/19/16 - 01/02/17	<b>DUT Type:</b> Portable Handset			APPENDIX F: Page 1 of 8




Note: Exact antenna dimensions and separation distances are shown in the Technical Descriptions in the FCC Filing.

**Figure F-1**  
**DUT Antenna Locations**



FCC ID ZNFLS777	 PCTEST ENGINEERING LABORATORY, INC.	SAR EVALUATION REPORT		Reviewed by: Quality Manager
Test Dates: 12/19/16 - 01/02/17	DUT Type: Portable Handset			APPENDIX F: Page 2 of 8



SAR Test Setup Photo 1- Right Cheek




SAR Test Setup Photo 2- Right Tilt



FCC ID ZNFLS777		SAR EVALUATION REPORT		Reviewed by: Quality Manager
Test Dates: 12/19/16 - 01/02/17	DUT Type: Portable Handset	APPENDIX F: Page 3 of 8		



SAR Test Setup Photo 3- Left Cheek



SAR Test Setup Photo 4- Left Tilt



<b>FCC ID</b> ZNFLS777		<b>SAR EVALUATION REPORT</b>		<b>Reviewed by:</b> Quality Manager
<b>Test Dates:</b> 12/19/16 - 01/02/17	<b>DUT Type:</b> Portable Handset	<b>APPENDIX F:</b> Page 4 of 8		



**SAR Test Setup Photo 5- Back Side at 10 mm**



**SAR Test Setup Photo 6- Front Side at 10 mm**



<b>FCC ID</b> ZNFLS777		<b>SAR EVALUATION REPORT</b>		<b>Reviewed by:</b> Quality Manager
<b>Test Dates:</b> 12/19/16 - 01/02/17	<b>DUT Type:</b> Portable Handset	<b>APPENDIX F:</b> Page 5 of 8		




**SAR Test Setup Photo 7- Top Edge at 10 mm**




**SAR Test Setup Photo 8- Bottom Edge at 10 mm**

<b>FCC ID</b> ZNFLS777		<b>SAR EVALUATION REPORT</b>		<b>Reviewed by:</b> Quality Manager
<b>Test Dates:</b> 12/19/16 - 01/02/17	<b>DUT Type:</b> Portable Handset			<b>APPENDIX F:</b> Page 6 of 8








**SAR Test Setup Photo 9- Right Edge at 10 mm**

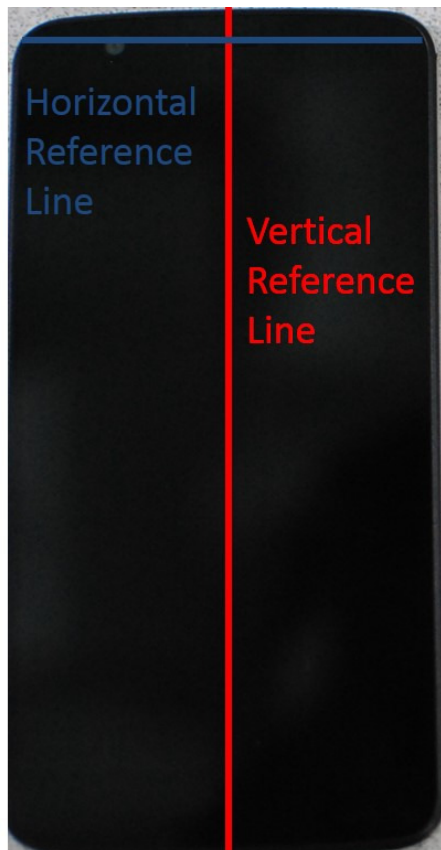


**SAR Test Setup Photo 10- Left Edge at 10 mm**



FCC ID ZNFLS777		SAR EVALUATION REPORT		Reviewed by: Quality Manager
Test Dates: 12/19/16 - 01/02/17	DUT Type: Portable Handset	APPENDIX F: Page 7 of 8		



**SAR Test Setup Photo 11- Bottom Edge at 0 mm**



**SAR Test Setup Photo 12- Horizontal and Vertical Reference Lines**

FCC ID ZNFLS777		SAR EVALUATION REPORT		Reviewed by: Quality Manager
Test Dates: 12/19/16 - 01/02/17	DUT Type: Portable Handset	APPENDIX F: Page 8 of 8		