

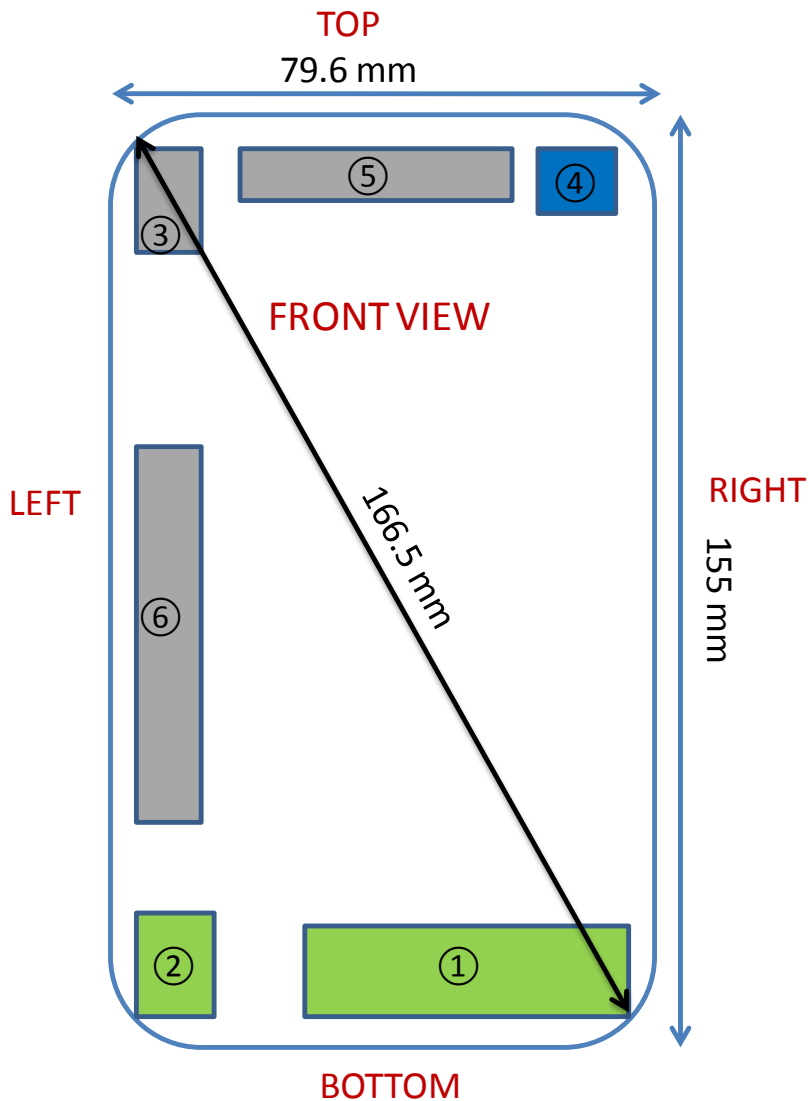


APPENDIX F: DUT ANTENNA DIAGRAM & SAR TEST SETUP PHOTOGRAPHS

FCC ID ZNFLS775	 PCTEST ENGINEERING LABORATORY, INC.	SAR EVALUATION REPORT	 LG	Reviewed by: Quality Manager
Test Dates: 01/12/16 -01/19/16	DUT Type: Portable Handset			APPENDIX F: Page 1 of 8



- ① Main Band Antenna I Tx/Rx
 - 1. GSM/GPRS/EDGE 850 MHz
 - 2. UMTS Band V
 - 3. LTE Band 5/26/12/41
 - 4. CDMA BC0/BC10 850 MHz
- ② Main Band Antenna II Tx/Rx
 - 1. GSM/GPRS/EDGE 1900 MHz
 - 2. UMTS Band II/IV
 - 3. LTE Band 2/25/4
 - 4. CDMA BC1 1900 MHz
- ③ GNSS/GPS Rx Antenna
- ④ WIFI/BT Antenna Tx/Rx
 - 1. 2.4 GHz WIFI/BT
- ⑤ Sub Antenna I Rx only
 - 1. UMTS Band II/IV
 - 2. LTE Band 2/25/4/41
 - 3. CDMA BC1 1900 MHz
- ⑥ Sub Antenna II Rx only
 - 1. UMTS Band V
 - 2. LTE Band 5/12/26
 - 3. CDMA BC0/BC10 850 MHz

Note: Exact antenna dimensions and separation distances are shown in the Technical Descriptions in the FCC Filing.

Figure F-1
DUT Antenna Locations



FCC ID ZNFLS775	 <small>PROFESSIONAL LABORATORY, INC.</small>	SAR EVALUATION REPORT		Reviewed by: Quality Manager
Test Dates: 01/12/16 -01/19/16	DUT Type: Portable Handset			APPENDIX F: Page 2 of 8



SAR Test Setup Photo 1 – Right Cheek



SAR Test Setup Photo 2 – Right Tilt



FCC ID ZNFLS775	 <small>PROFESSIONAL LABORATORY, INC.</small>	SAR EVALUATION REPORT		Reviewed by: Quality Manager
Test Dates: 01/12/16 -01/19/16	DUT Type: Portable Handset			APPENDIX F: Page 3 of 8




SAR Test Setup Photo 3 – Left Cheek




SAR Test Setup Photo 4 – Left Tilt



FCC ID ZNFLS775		SAR EVALUATION REPORT		Reviewed by: Quality Manager
Test Dates: 01/12/16 -01/19/16	DUT Type: Portable Handset			APPENDIX F: Page 4 of 8



SAR Test Setup Photo 5 – Back Side (10 mm)



SAR Test Setup Photo 6 – Front Side (10 mm)



FCC ID ZNFLS775		SAR EVALUATION REPORT		Reviewed by: Quality Manager
Test Dates: 01/12/16 -01/19/16	DUT Type: Portable Handset			APPENDIX F: Page 5 of 8



SAR Test Setup Photo 7 – Top Edge (10 mm)



SAR Test Setup Photo 8 – Bottom Edge (10 mm)



FCC ID ZNFLS775	 <small>PROFESSIONAL LABORATORY, INC.</small>	SAR EVALUATION REPORT		Reviewed by: Quality Manager
Test Dates: 01/12/16 -01/19/16	DUT Type: Portable Handset			APPENDIX F: Page 6 of 8



SAR Test Setup Photo 9 – Right Edge (10 mm)



SAR Test Setup Photo 10 – Left Edge (10 mm)



FCC ID ZNFLS775	 <small>PROFESSIONAL LABORATORY, INC.</small>	SAR EVALUATION REPORT		Reviewed by: Quality Manager
Test Dates: 01/12/16 -01/19/16	DUT Type: Portable Handset			APPENDIX F: Page 7 of 8

Horizontal
Reference
Line



Vertical
Reference
Line

SAR Test Setup Photo 11 – Horizontal and Vertical Reference Lines

FCC ID ZNFLS775	 PCTEST ENGINEERING LABORATORY, INC.	SAR EVALUATION REPORT	 LG	Reviewed by: Quality Manager
Test Dates: 01/12/16 -01/19/16	DUT Type: Portable Handset			APPENDIX F: Page 8 of 8