

MEASUREMENT REPORT FCC Part 22, 24, & 27 LTE

Applicant Name:
LG Electronics MobileComm U.S.A
1000 Sylvan Avenue
Englewood Cliffs, NJ 07632
United States

Date of Testing:
May 31 - July 07, 2016
Test Site/Location:
PCTEST Lab., Columbia, MD, USA
Test Report Serial No.:
0Y1605310986.ZNF

FCC ID :	ZNFLS755
APPLICANT:	LG ELECTRONICS MOBILECOMM U.S.A

Application Type: Certification
FCC Classification: PCS Licensed Transmitter Held to Ear (PCE)
FCC Rule Part(s): §2; §22; §24; §27
Test Procedure(s): ANSI/TIA-603-D-2010, KDB 971168 v02r02
EUT Type: Portable Handset
Model(s): LG-LS755, LGLS755, LS755
Test Device Serial No.: identical prototype [S/N: 2KV5A, 2KV52, 2KV57]

Mode	Tx Frequency (MHz)	Emission Designator	Modulation	ERP/EIRP	
				Max. Power (W)	Max. Power (dBm)
LTE Band 12	699.7 - 715.3	1M11G7D	QPSK	0.069	18.42
LTE Band 12	699.7 - 715.3	1M11W7D	16QAM	0.058	17.65
LTE Band 12	700.5 - 714.5	2M71G7D	QPSK	0.072	18.56
LTE Band 12	700.5 - 714.5	2M71W7D	16QAM	0.061	17.84
LTE Band 12	701.5 - 713.5	4M51G7D	QPSK	0.070	18.45
LTE Band 12	701.5 - 713.5	4M50W7D	16QAM	0.059	17.68
LTE Band 12	704 - 711	8M99G7D	QPSK	0.067	18.28
LTE Band 12	704 - 711	8M99W7D	16QAM	0.055	17.40
LTE Band 26/5	824.7 - 848.3	1M12G7D	QPSK	0.068	18.34
LTE Band 26/5	824.7 - 848.3	1M11W7D	16QAM	0.057	17.58
LTE Band 26/5	825.5 - 847.5	2M71G7D	QPSK	0.066	18.17
LTE Band 26/5	825.5 - 847.5	2M71W7D	16QAM	0.057	17.53
LTE Band 26/5	826.5 - 846.5	4M53G7D	QPSK	0.064	18.06
LTE Band 26/5	826.5 - 846.5	4M51W7D	16QAM	0.055	17.42
LTE Band 26/5	829 - 844	8M99G7D	QPSK	0.069	18.42
LTE Band 26/5	829 - 844	8M98W7D	16QAM	0.057	17.59
LTE Band 26	831.5 - 841.5	13M5G7D	QPSK	0.071	18.54
LTE Band 26	831.5 - 841.5	13M5W7D	16QAM	0.056	17.46
LTE Band 4	1710.7 - 1754.3	1M11G7D	QPSK	0.474	26.76
LTE Band 4	1710.7 - 1754.3	1M12W7D	16QAM	0.359	25.55
LTE Band 4	1711.5 - 1753.5	2M72G7D	QPSK	0.439	26.98
LTE Band 4	1711.5 - 1753.5	2M72W7D	16QAM	0.361	25.58
LTE Band 4	1712.5 - 1752.5	4M52G7D	QPSK	0.470	26.72
LTE Band 4	1712.5 - 1752.5	4M50W7D	16QAM	0.354	25.49
LTE Band 4	1715 - 1750	9M01G7D	QPSK	0.466	26.69
LTE Band 4	1715 - 1750	9M00W7D	16QAM	0.360	25.56
LTE Band 4	1717.5 - 1747.5	13M5G7D	QPSK	0.441	26.44
LTE Band 4	1717.5 - 1747.5	13M5W7D	16QAM	0.353	25.48
LTE Band 4	1720 - 1745	18M0G7D	QPSK	0.443	26.46
LTE Band 4	1720 - 1745	18M0W7D	16QAM	0.361	25.61
LTE Band 2/25	1850.7 - 1914.3	1M12G7D	QPSK	0.370	25.69
LTE Band 2/25	1850.7 - 1914.3	1M13W7D	16QAM	0.300	24.78
LTE Band 2/25	1851.5 - 1913.5	2M72G7D	QPSK	0.325	25.12
LTE Band 2/25	1851.5 - 1913.5	2M71W7D	16QAM	0.260	24.15
LTE Band 2/25	1852.5 - 1912.5	4M53G7D	QPSK	0.333	25.22
LTE Band 2/25	1852.5 - 1912.5	4M51W7D	16QAM	0.275	24.40
LTE Band 2/25	1855 - 1910	9M02G7D	QPSK	0.345	25.37
LTE Band 2/25	1855 - 1910	9M02W7D	16QAM	0.278	24.43
LTE Band 2/25	1857.5 - 1907.5	13M4G7D	QPSK	0.379	25.79
LTE Band 2/25	1857.5 - 1907.5	13M4W7D	16QAM	0.312	24.94
LTE Band 2/25	1860 - 1905	18M1G7D	QPSK	0.282	24.51
LTE Band 2/25	1860 - 1905	18M0W7D	16QAM	0.232	23.65
LTE Band 41	2498.5 - 2687.5	4M52G7D	QPSK	0.225	23.52
LTE Band 41	2498.5 - 2687.5	4M49W7D	16QAM	0.192	22.82
LTE Band 41	2501 - 2685	8M98G7D	QPSK	0.133	21.25
LTE Band 41	2501 - 2685	8M96W7D	16QAM	0.114	20.57
LTE Band 41	2503.5 - 2682.5	13M5G7D	QPSK	0.153	21.84
LTE Band 41	2503.5 - 2682.5	13M5W7D	16QAM	0.115	20.62
LTE Band 41	2506 - 2680	18M0G7D	QPSK	0.144	21.59
LTE Band 41	2506 - 2680	18M0W7D	16QAM	0.119	20.76

This equipment has been shown to be capable of compliance with the applicable technical standards as indicated in the measurement report and was tested in accordance with the measurement procedures specified in §2.947. Test results reported herein relate only to the item(s) tested.

I attest to the accuracy of data. All measurements reported herein were performed by me or were made under my supervision and are correct to the best of my knowledge and belief. I assume full responsibility for the completeness of these measurements and vouch for the qualifications of all persons taking them.



Randy Ortañez
President

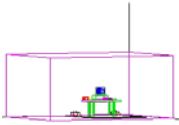


FCC ID: ZNFLS755		FCC Pt. 22, 24, & 27 LTE MEASUREMENT REPORT (CERTIFICATION)		Reviewed by: Quality Manager
Test Report S/N: 0Y1605310986.ZNF	Test Dates: May 31 - July 07, 2016	EUT Type: Portable Handset		Page 1 of 147

T A B L E O F C O N T E N T S

FCC PART 22, 24, & 27 MEASUREMENT REPORT		3
1.0 INTRODUCTION		4
1.1 Scope		4
1.2 Testing Facility		4
2.0 PRODUCT INFORMATION		5
2.1 Equipment Description		5
2.2 Device Capabilities		5
2.3 Test Configuration		5
2.4 EMI Suppression Device(s)/Modifications		5
3.0 DESCRIPTION OF TESTS		6
3.1 Measurement Procedure		6
3.2 Block A Frequency Range		6
3.3 Cellular - Base Frequency Blocks		6
3.4 Cellular - Mobile Frequency Blocks		6
3.5 PCS - Base Frequency Blocks		7
3.6 PCS - Mobile Frequency Blocks		7
3.7 AWS - Base Frequency Blocks		7
3.8 AWS - Mobile Frequency Blocks		7
3.9 BRS/EBS Frequency Block		8
3.10 Radiated Power and Radiated Spurious Emissions		8
4.0 MEASUREMENT UNCERTAINTY		10
5.0 TEST EQUIPMENT CALIBRATION DATA		11
6.0 SAMPLE CALCULATIONS		12
7.0 TEST RESULTS		13
7.1 Summary		13
7.2 Occupied Bandwidth		14
7.3 Spurious and Harmonic Emissions at Antenna Terminal		40
7.4 Band Edge Emissions at Antenna Terminal		64
7.5 Peak-Average Ratio		112
7.6 Radiated Power (ERP/EIRP)		119
7.7 Radiated Spurious Emissions Measurements		126
7.8 Frequency Stability / Temperature Variation		136
8.0 CONCLUSION		147

FCC ID: ZNFLS755	 FCC Pt. 22, 24, & 27 LTE MEASUREMENT REPORT (CERTIFICATION)		Reviewed by: Quality Manager
Test Report S/N: 0Y1605310986.ZNF	Test Dates: May 31 - July 07, 2016	EUT Type: Portable Handset	Page 2 of 147



MEASUREMENT REPORT

FCC Part 22, 24, & 27





§2.1033 General Information



APPLICANT: LG Electronics MobileComm U.S.A
APPLICANT ADDRESS: 1000 Sylvan Avenue
 Englewood Cliffs, NJ 07632, United States
TEST SITE: PCTEST ENGINEERING LABORATORY, INC.
TEST SITE ADDRESS: 7185 Oakland Mills Road, Columbia, MD 21045 USA
FCC RULE PART(S): §2; §22; §24; §27
BASE MODEL: LG-LS755
FCC ID: ZNFLS755
FCC CLASSIFICATION: PCS Licensed Transmitter Held to Ear (PCE)
FREQUENCY TOLERANCE: ±0.00025 % (2.5 ppm)
Test Device Serial No.: 2KV5A, 2KV52, 2KV57 Production Pre-Production Engineering
DATE(S) OF TEST: May 31 - July 07, 2016
TEST REPORT S/N: 0Y1605310986.ZNF

Test Facility / Accreditations

Measurements were performed at PCTEST Engineering Lab located in Columbia, MD 21046, U.S.A.



- PCTEST facility is an FCC registered (PCTEST Reg. No. 159966) test facility with the site description report on file and has met all the requirements specified in Section 2.948 of the FCC Rules and Industry Canada (2451B-1).
- PCTEST Lab is accredited to ISO 17025 by U.S. National Institute of Standards and Technology (NIST) under the National Voluntary Laboratory Accreditation Program (NVLAP Lab code: 100431-0) in EMC, FCC and Telecommunications.
- PCTEST Lab is accredited to ISO 17025-2005 by the American Association for Laboratory Accreditation (A2LA) in Specific Absorption Rate (SAR) testing, Hearing Aid Compatibility (HAC) testing, CTIA Test Plans, and wireless testing for FCC and Industry Canada Rules.
- PCTEST Lab is a recognized U.S. Conformity Assessment Body (CAB) in EMC and R&TTE (n.b. 0982) under the U.S.-EU Mutual Recognition Agreement (MRA).
- PCTEST TCB is a Telecommunication Certification Body (TCB) accredited to ISO/IEC Guide 65 by the American National Standards Institute (ANSI) in all scopes of FCC Rules and Industry Canada Standards (RSS).
- PCTEST facility is an IC registered (2451B-1) test laboratory with the site description on file at Industry Canada.
- PCTEST is a CTIA Authorized Test Laboratory (CATL) for AMPS, CDMA, and EvDO wireless devices and for Over-the-Air (OTA) Antenna Performance testing for AMPS, CDMA, GSM, GPRS, EGPRS, UMTS (W-CDMA), CDMA 1xEVDO, and CDMA 1xRTT.

FCC ID: ZNFLS755	 FCC Pt. 22, 24, & 27 LTE MEASUREMENT REPORT (CERTIFICATION)		Reviewed by: Quality Manager
Test Report S/N: 0Y1605310986.ZNF	Test Dates: May 31 - July 07, 2016	EUT Type: Portable Handset	Page 3 of 147

1.0 INTRODUCTION

1.1 Scope

Measurement and determination of electromagnetic emissions (EME) of radio frequency devices including intentional and/or unintentional radiators for compliance with the technical rules and regulations of the Federal Communications Commission and the Industry Canada Certification and Engineering Bureau.

1.2 Testing Facility

The map below shows the location of the PCTEST LABORATORY, its proximity to the FCC Laboratory, the Columbia vicinity, the Baltimore-Washington Intern't'l (BWI) airport, the city of Baltimore and the Washington, DC area. (See Figure 1-1).

These measurement tests were conducted at the PCTEST Engineering Laboratory, Inc. facility located at 7185 Oakland Mills Road, Columbia, MD 21046. The site coordinates are 39° 10'23" N latitude and 76° 49'50" W longitude. The facility is 0.4 miles North of the FCC laboratory, and the ambient signal and ambient signal strength are approximately equal to those of the FCC laboratory. The detailed description of the measurement facility was found to be in compliance with the requirements of § 2.948 according to ANSI C63.4-2014 on January 22, 2015.

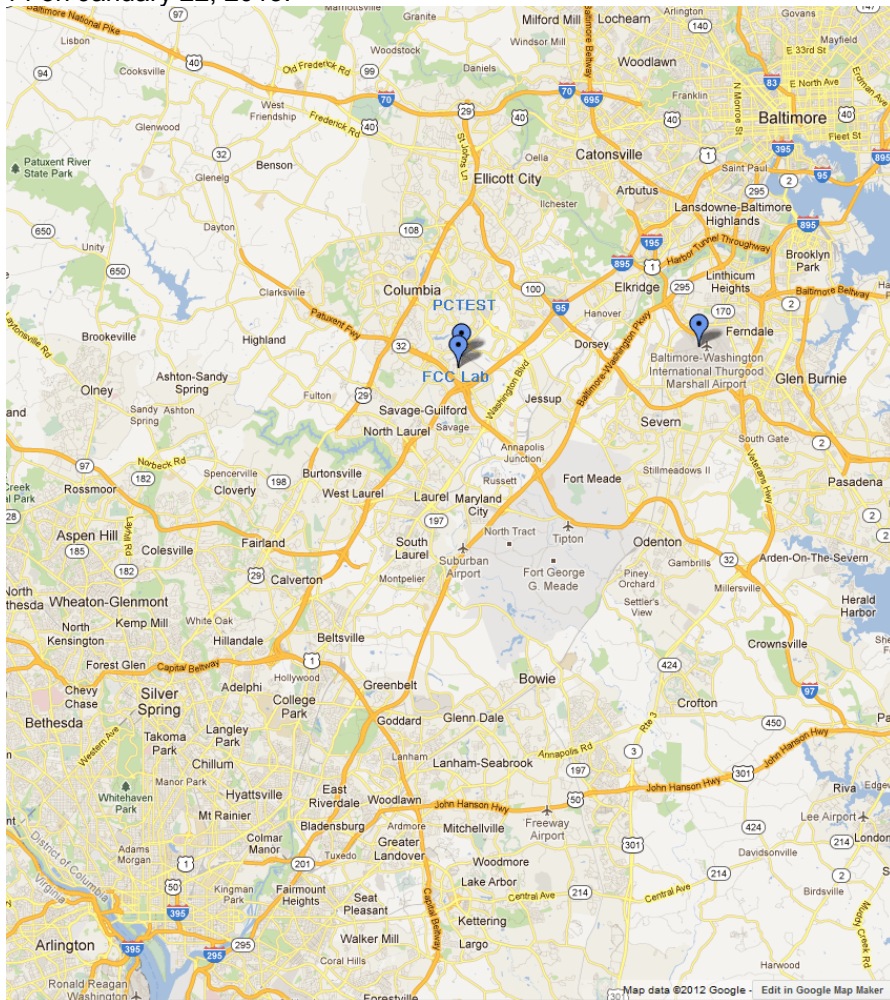


Figure 1-1. Map of the Greater Baltimore and Metropolitan Washington, D.C. area

FCC ID: ZNFLS755		FCC Pt. 22, 24, & 27 LTE MEASUREMENT REPORT (CERTIFICATION)		Reviewed by: Quality Manager
Test Report S/N: 0Y1605310986.ZNF	Test Dates: May 31 - July 07, 2016	EUT Type: Portable Handset	Page 4 of 147	

2.0 PRODUCT INFORMATION

2.1 Equipment Description

The Equipment Under Test (EUT) is the **LG Portable Handset FCC ID: ZNFLS755**. The test data contained in this report pertains only to the emissions due to the EUT's LTE function.

2.2 Device Capabilities

This device contains the following capabilities:

850/1900 CDMA (BC0, BC1, BC10), 850/1900 GSM/GPRS/EDGE, 850/1700/1900 WCDMA, Multi-band LTE, 802.11b/g/n WLAN, Bluetooth (1x, EDR, LE)

LTE Band 12 (698 - 716 MHz) overlaps the entire frequency range of LTE Band 17 (704 - 716 MHz). Therefore, test data provided in this report covers Band 17 as well as Band 12.

LTE Band 26 (814.7 – 849 MHz) overlaps the entire frequency range of LTE Band 5 (824 – 849 MHz). Therefore, test data provided in this report covers Band 5 and the portion of Band 26 subject to Part 22.



LTE Band 25 (1850 - 1915 MHz) overlaps the entire frequency range of LTE Band 2 (1850 - 1910 MHz). Therefore, test data provided in this report covers Band 2 as well as Band 25.

2.3 Test Configuration

The LG Portable Handset FCC ID: ZNFLS755 was tested per the guidance of ANSI/TIA-603-D-2010 and KDB 971168 v02r02. See Section 7.0 of this test report for a description of the radiated and antenna port conducted emissions tests.

2.4 EMI Suppression Device(s)/Modifications

No EMI suppression device(s) were added and no modifications were made during testing.

FCC ID: ZNFLS755	 PCTEST ENGINEERING LABORATORY, INC.	FCC Pt. 22, 24, & 27 LTE MEASUREMENT REPORT (CERTIFICATION)	 LG	Reviewed by: Quality Manager
Test Report S/N: 0Y1605310986.ZNF	Test Dates: May 31 - July 07, 2016	EUT Type: Portable Handset	Page 5 of 147	

3.0 DESCRIPTION OF TESTS

3.1 Measurement Procedure

The measurement procedures described in the document titled “Land Mobile FM or PM – Communications Equipment – Measurements and Performance Standards” (ANSI/TIA-603-D-2010) and “Procedures for Compliance Measurement of the Fundamental Emission Power of Licensed Wideband (> 1 MHz) Digital Transmission Systems” (KDB 971168 v02r02) were used in the measurement of the **LG Portable Handset FCC ID: ZNFLS755**.

3.2 Block A Frequency Range

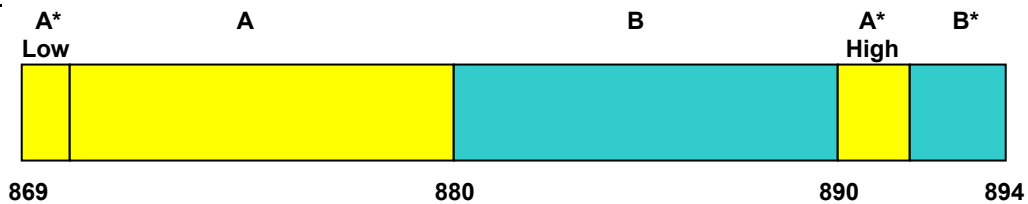
§27.5(c)

698-746 MHz band. The following frequencies are available for licensing pursuant to this part in the 698-746 MHz band: (1) Three paired channel blocks of 12 megahertz each are available for assignment as follows:

Block A: 698-704 MHz and 728-734 MHz;
 Block B: 704-710 MHz and 734-740 MHz; and
 Block C: 710-716 MHz and 740-746 MHz.

3.3 Cellular - Base Frequency Blocks

§22.905

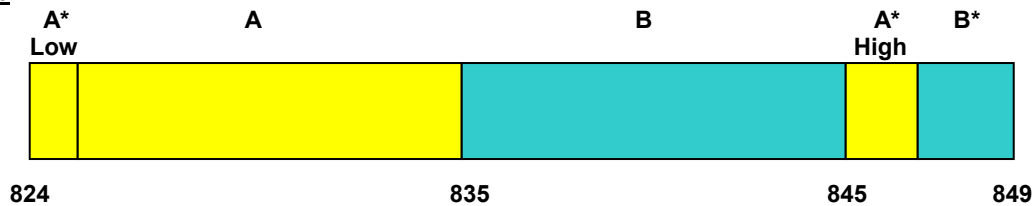


BLOCK 1: 869 – 880 MHz (A* Low + A)
BLOCK 2: 880 – 890 MHz (B)

BLOCK 3: 890 – 891.5 MHz (A* High)
BLOCK 4: 891.5 – 894 MHz (B*)



3.4 Cellular - Mobile Frequency Blocks

§22.905




BLOCK 1: 824 – 835 MHz (A* Low + A)
BLOCK 2: 835 – 845 MHz (B)

BLOCK 3: 845 – 846.5 MHz (A* High)
BLOCK 4: 846.5 – 849 MHz (B*)

FCC ID: ZNFLS755	 PCTEST ENGINEERING LABORATORY, INC.	FCC Pt. 22, 24, & 27 LTE MEASUREMENT REPORT (CERTIFICATION)		Reviewed by: Quality Manager
Test Report S/N: 0Y1605310986.ZNF	Test Dates: May 31 - July 07, 2016	EUT Type: Portable Handset	Page 6 of 147	

3.5 PCS - Base Frequency Blocks

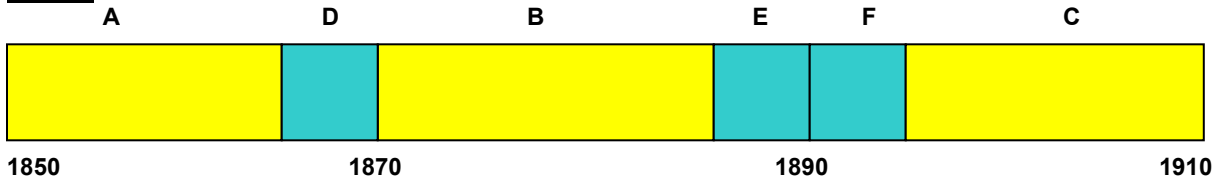
§24.229



- BLOCK 1: 1930 – 1945 MHz (A)
- BLOCK 2: 1945 – 1950 MHz (D)
- BLOCK 3: 1950 – 1965 MHz (B)
- BLOCK 4: 1965 – 1970 MHz (E)
- BLOCK 5: 1970 – 1975 MHz (F)
- BLOCK 6: 1975 – 1990 MHz (C)

3.6 PCS - Mobile Frequency Blocks

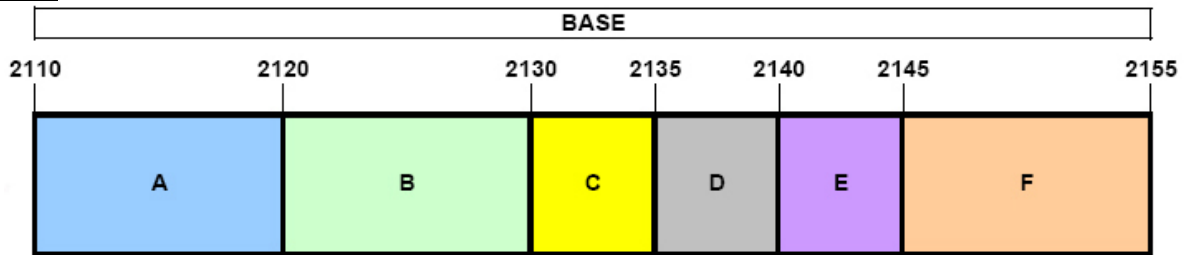
§24.229



- BLOCK 1: 1850 – 1865 MHz (A)
- BLOCK 2: 1865 – 1870 MHz (D)
- BLOCK 3: 1870 – 1885 MHz (B)
- BLOCK 4: 1885 – 1890 MHz (E)
- BLOCK 5: 1890 – 1895 MHz (F)
- BLOCK 6: 1895 – 1910 MHz (C)

3.7 AWS - Base Frequency Blocks

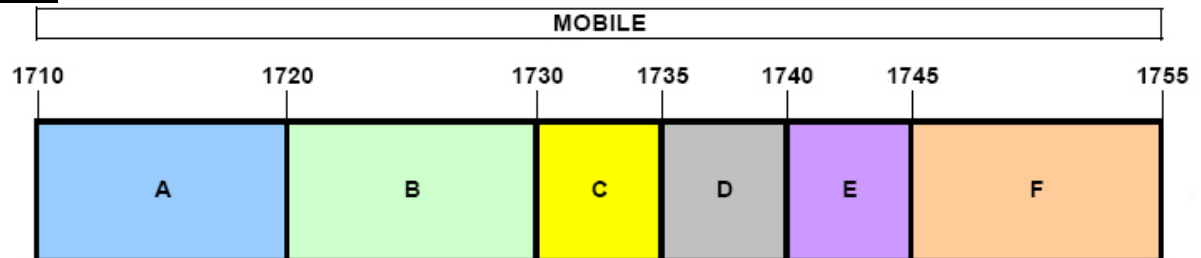
§27.5(h)



- BLOCK 1: 2110 – 2120 MHz (A)
- BLOCK 2: 2120 – 2130 MHz (B)
- BLOCK 3: 2130 – 2135 MHz (C)
- BLOCK 4: 2135 – 2140 MHz (D)
- BLOCK 5: 2140 – 2145 MHz (E)
- BLOCK 6: 2145 – 2155 MHz (F)

3.8 AWS - Mobile Frequency Blocks

§27.5(h)





- BLOCK 1: 1710 – 1720 MHz (A)
- BLOCK 2: 1720 – 1730 MHz (B)
- BLOCK 3: 1730 – 1735 MHz (C)
- BLOCK 4: 1735 – 1740 MHz (D)
- BLOCK 5: 1740 – 1745 MHz (E)
- BLOCK 6: 1745 – 1755 MHz (F)

FCC ID: ZNFLS755	PCTEST ENGINEERING LABORATORY, INC.	FCC Pt. 22, 24, & 27 LTE MEASUREMENT REPORT (CERTIFICATION)	LG	Reviewed by: Quality Manager
Test Report S/N: 0Y1605310986.ZNF	Test Dates: May 31 - July 07, 2016	EUT Type: Portable Handset		Page 7 of 147

Where, P_d is the dipole equivalent power, P_g is the generator output into the substitution antenna, and the antenna gain is the gain of the substitute antenna used relative to either a half-wave dipole (dBd) or an isotropic source (dBi). The substitute level is equal to P_g [dBm] – cable loss [dB].



The calculated P_d levels are then compared to the absolute spurious emission limit of -13dBm which is equivalent to the required minimum attenuation of $43 + 10\log_{10}(\text{Power}_{\text{[Watts]}})$. For Band 41, the calculated P_d levels are compared to the absolute spurious emission limit of -25dBm which is equivalent to the required minimum attenuation of $55 + 10\log_{10}(\text{Power}_{\text{[Watts]}})$.

FCC ID: ZNFLS755		FCC Pt. 22, 24, & 27 LTE MEASUREMENT REPORT (CERTIFICATION)		Reviewed by: Quality Manager
Test Report S/N: 0Y1605310986.ZNF	Test Dates: May 31 - July 07, 2016	EUT Type: Portable Handset	Page 9 of 147	

4.0 MEASUREMENT UNCERTAINTY

The measurement uncertainties shown below were calculated in accordance with the requirements of ANSI C63.4-2014. All measurement uncertainty values are shown with a coverage factor of $k = 2$ to indicate a 95% level of confidence. The measurement data shown herein meets or exceeds the U_{CISPR} measurement uncertainty values specified in CISPR 16-4-2 and, thus, can be compared directly to specified limits to determine compliance.

Contribution	Expanded Uncertainty (\pm dB)
Conducted Bench Top Measurements	1.13
Radiated Disturbance (<1GHz)	4.98
Radiated Disturbance (>1GHz)	5.07
Radiated Disturbance (>18GHz)	5.09

FCC ID: ZNFLS755	 PCTEST ENGINEERING LABORATORY, INC.	FCC Pt. 22, 24, & 27 LTE MEASUREMENT REPORT (CERTIFICATION)	 LG	Reviewed by: Quality Manager
Test Report S/N: 0Y1605310986.ZNF	Test Dates: May 31 - July 07, 2016	EUT Type: Portable Handset		Page 10 of 147

5.0 TEST EQUIPMENT CALIBRATION DATA



Test Equipment Calibration is traceable to the National Institute of Standards and Technology (NIST).

Manufacturer	Model	Description	Cal Date	Cal Interval	Cal Due	Serial Number
-	RE1	Radiated Emissions Cable Set (UHF/EHF)	4/28/2016	Annual	4/28/2017	RE1
-	LTx2	Licensed Transmitter Cable Set	4/20/2016	Annual	4/20/2017	LTx2
Agilent	8648D	(9kHz-4GHz) Signal Generator	11/4/2015	Annual	11/4/2016	3613A00315
Agilent	N9020A	MXA Signal Analyzer	11/5/2015	Annual	11/5/2016	US46470561
Agilent	N9038A	MXE EMI Receiver	4/21/2016	Annual	4/21/2017	MY51210133
Agilent	N9030A	PXA Signal Analyzer (26.5GHz)	7/22/2015	Annual	7/22/2016	MY49432391
Com-Power	PAM-118A	Pre-Amplifier	4/10/2016	Annual	4/10/2017	551042
Com-Power	PAM-103	Pre-Amplifier (1-1000MHz)	2/26/2016	Annual	2/26/2017	441128
Emco	6502	Active Loop Antenna (10k - 30 MHz)	6/24/2014	Biennial	6/24/2016	267
Espec	ESX-2CA	Environmental Chamber	3/4/2016	Annual	3/4/2017	17620
K & L	13SH10-1000/U1000	N Type High Pass Filter	7/18/2015	Annual	7/18/2016	13SH10-1000/U1000-4
K & L	11SH10-3075/U18000	High Pass Filter	12/1/2015	Annual	12/1/2016	3
Mini Circuits	TVA-11-422	RF Power Amp		N/A		QA1317001
Mini Circuits	PWR-SEN-4GHS	USB Power Sensor	3/4/2016	Annual	3/4/2017	11401010036
Mini-Circuits	SSG-4000HP	Synthesized Signal Generator		N/A		11208010032
Mini-Circuits	PWR-SENS-4RMS	USB Power Sensor	3/4/2016	Annual	3/4/2017	11210140001
Mini-Circuits	TVA-11-422	RF Power Amp		N/A		QA1303002
Mini-Circuits	SSG-4000HP	Synthesized Signal Generator		N/A		11403100002
Rohde & Schwarz	CMW500	Radio Communication Tester	10/21/2015	Annual	10/21/2016	102060
Schwarzbeck	UHA 9105	Dipole Antenna (400 - 1GHz) Tx	11/18/2015	Biennial	11/18/2017	91052522TX
Schwarzbeck	UHA 9105	Dipole Antenna (400 - 1GHz) Rx	11/18/2015	Biennial	11/18/2017	91052523RX
Seekonk	NC-100	Torque Wrench 5/16", 8" lbs	3/2/2016	Biennial	3/2/2018	N/A
Sunol	DRH-118	Horn Antenna (1-18GHz)	7/30/2015	Biennial	7/30/2017	A050307
Sunol	JB5	Bi-Log Antenna (30M - 5GHz)	3/14/2016	Biennial	3/14/2018	A051107
Sunol	DRH-118	Horn Antenna (1-18 GHz)	7/30/2015	Biennial	7/30/2017	A042511
VWR	62344-734	Thermometer with Clock	2/20/2016	Biennial	2/20/2018	140140336

Table 5-1. Test Equipment

Notes:

- Equipment with a calibration date of "N/A" shown in this list was not used to make direct calibrated measurements.

FCC ID: ZNFLS755		FCC Pt. 22, 24, & 27 LTE MEASUREMENT REPORT (CERTIFICATION)		Reviewed by: Quality Manager
Test Report S/N: 0Y1605310986.ZNF	Test Dates: May 31 - July 07, 2016	EUT Type: Portable Handset	Page 11 of 147	

6.0 SAMPLE CALCULATIONS

Emission Designator

QPSK Modulation

Emission Designator = 8M62G7D

LTE BW = 8.62 MHz
 G = Phase Modulation
 7 = Quantized/Digital Info
 D = Data transmission, telemetry, telecommand

16QAM Modulation



Emission Designator = 8M45W7D

LTE BW = 8.45 MHz
 W = Amplitude/Angle Modulated
 7 = Quantized/Digital Info
 D = Data transmission, telemetry, telecommand

Spurious Radiated Emission – LTE Band

Example: Middle Channel LTE Mode 2nd Harmonic (1564 MHz)

The average spectrum analyzer reading at 3 meters with the EUT on the turntable was -81.0 dBm. The gain of the substituted antenna is 8.1 dBi. The signal generator connected to the substituted antenna terminals is adjusted to produce a reading of -81.0 dBm on the spectrum analyzer. The loss of the cable between the signal generator and the terminals of the substituted antenna is 2.0 dB at 1564 MHz. So 6.1 dB is added to the signal generator reading of -30.9 dBm yielding -24.80 dBm. The fundamental EIRP was 25.501 dBm so this harmonic was 25.501 dBm - (-24.80).

FCC ID: ZNFLS755	 FCC Pt. 22, 24, & 27 LTE MEASUREMENT REPORT (CERTIFICATION)			Reviewed by: Quality Manager
Test Report S/N: 0Y1605310986.ZNF	Test Dates: May 31 - July 07, 2016	EUT Type: Portable Handset	Page 12 of 147	

7.0 TEST RESULTS

7.1 Summary



Company Name: LG Electronics MobileComm U.S.A
 FCC ID: ZNFLS755
 FCC Classification: PCS Licensed Transmitter Held to Ear (PCE)
 Mode(s): LTE

FCC Part Section(s)	Test Description	Test Limit	Test Condition	Result	Reference
TRANSMITTER MODE (TX)					
2.1049	Occupied Bandwidth	N/A	CONDUCTED	PASS	Section 7.2
2.1051 22.917(a) 24.238(a) 27.53(g) 27.53(h)	Out of Band Emissions	> 43 + 10log ₁₀ (P[Watts]) at Band Edge and for all out-of-band emissions		PASS	Section 7.3, 7.4
27.53(m)	Out of Band Emissions	> 43 + 10log ₁₀ (P[Watts]) at channel edges and > 55 + 10log ₁₀ (P[Watts]) at 5.5MHz away and beyond channel edges		PASS	Section 7.3, 7.4
24.232(d)	Peak-Average Ratio	< 13 dB		PASS	Section 7.5
2.1046	Transmitter Conducted Output Power	N/A		PASS	See RF Exposure Report
2.1055. 22.355 24.235 27.54	Frequency Stability	< 2.5 ppm (Part 22) and fundamental emissions stay within authorized frequency block (Part 24, 27)		PASS	Section 7.8
22.913(a.2)	Effective Radiated Power (Band 26)	< 7 Watts max. ERP	RADIATED	PASS	Section 7.6
27.50(c.10)	Effective Radiated Power (Band 12)	< 3 Watts max. ERP		PASS	Section 7.6
24.232(c) 27.50(h.2)	Equivalent Isotropic Radiated Power (Band 2, 41)	< 2 Watts max. EIRP		PASS	Section 7.6
27.50(d.4)	Equivalent Isotropic Radiated Power (Band 4)	< 1 Watts max. EIRP		PASS	Section 7.6
2.1053 22.917(a) 24.238(a) 27.53(g) 27.53(h)	Undesirable Emissions	> 43 + 10log ₁₀ (P[Watts]) for all out-of-band emissions		PASS	Section 7.7
27.53(m)	Undesirable Emissions	> 43 + 10log ₁₀ (P[Watts]) at channel edges > 55 + 10log ₁₀ (P[Watts]) at 5.5MHz away and beyond channel edges		PASS	Section 7.7

Table 7-1. Summary of Test Results

Notes:

- 1) All modes of operation and data rates were investigated. The test results shown in the following sections represent the worst case emissions.
- 2) The analyzer plots (Sections 7.2, 7.3, 7.4, 7.5) were all taken with a correction table loaded into the analyzer. The correction table was used to account for the losses of the cables, directional couplers, and attenuators used as part of the system to maintain a link between the call box and the EUT at all frequencies of interest.
- 3) All antenna port conducted emissions testing was performed on a test bench with the antenna port of the EUT connected to the spectrum analyzer through calibrated cables, attenuators, and couplers.
- 4) For conducted spurious emissions, automated test software was used to measure emissions and capture the corresponding plots necessary to show compliance. The measurement software utilized is PCTEST "LTE Automation," Version 4.0.

FCC ID: ZNFLS755	 PCTEST ENGINEERING LABORATORY, INC.	FCC Pt. 22, 24, & 27 LTE MEASUREMENT REPORT (CERTIFICATION)	 LG	Reviewed by: Quality Manager
Test Report S/N: 0Y1605310986.ZNF	Test Dates: May 31 - July 07, 2016	EUT Type: Portable Handset	Page 13 of 147	

7.2 Occupied Bandwidth

§2.1049

Test Overview

The occupied bandwidth, that is the frequency bandwidth such that, below its lower and above its upper frequency limits, the mean powers radiated are each equal to 0.5 percent of the total mean power radiated by a given emission shall be measured. All modes of operation were investigated and the worst case configuration results are reported in this section.

Test Procedure Used

KDB 971168 v02r02 – Section 4.2

Test Settings

1. The signal analyzer's automatic bandwidth measurement capability was used to perform the 99% occupied bandwidth and the 26dB bandwidth. The bandwidth measurement was not influenced by any intermediate power nulls in the fundamental emission.
2. RBW = 1 – 5% of the expected OBW
3. VBW \geq 3 x RBW
4. Detector = Peak
5. Trace mode = max hold
6. Sweep = auto couple
7. The trace was allowed to stabilize
8. If necessary, steps 2 – 7 were repeated after changing the RBW such that it would be within 1 – 5% of the 99% occupied bandwidth observed in Step 7

Test Setup

The EUT and measurement equipment were set up as shown in the diagram below.

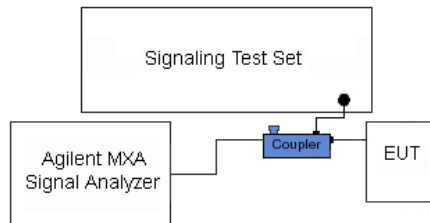


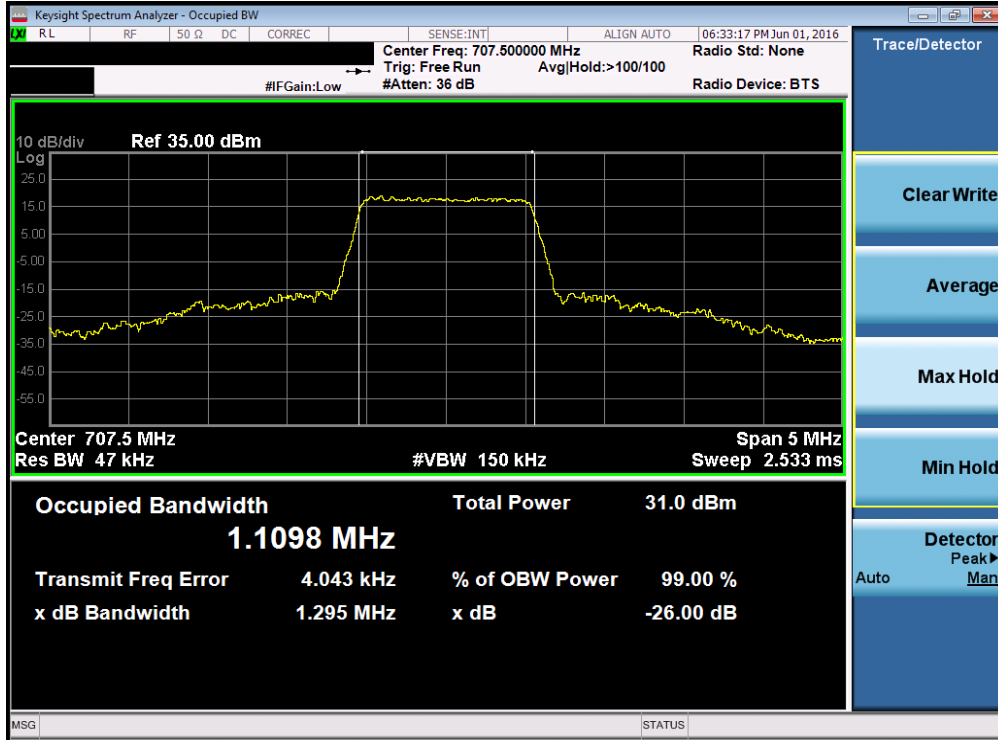


Figure 7-1. Test Instrument & Measurement Setup

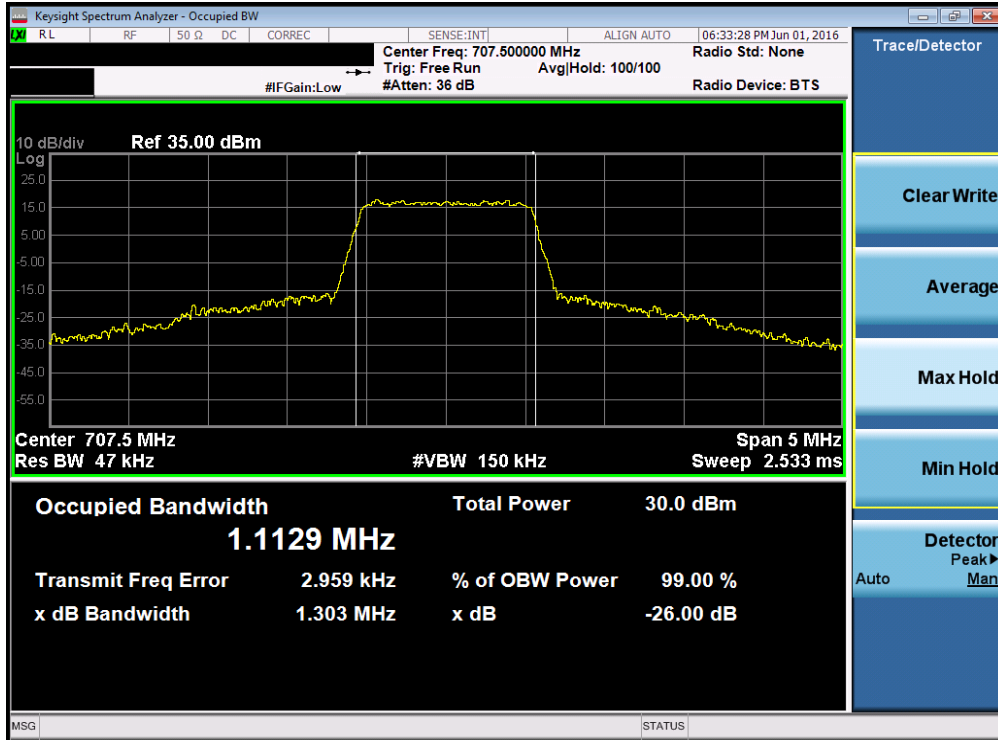
Test Notes

None.

FCC ID: ZNFLS755	 PCTEST ENGINEERING LABORATORY, INC.	FCC Pt. 22, 24, & 27 LTE MEASUREMENT REPORT (CERTIFICATION)	 LG	Reviewed by: Quality Manager
Test Report S/N: 0Y1605310986.ZNF	Test Dates: May 31 - July 07, 2016	EUT Type: Portable Handset		Page 14 of 147

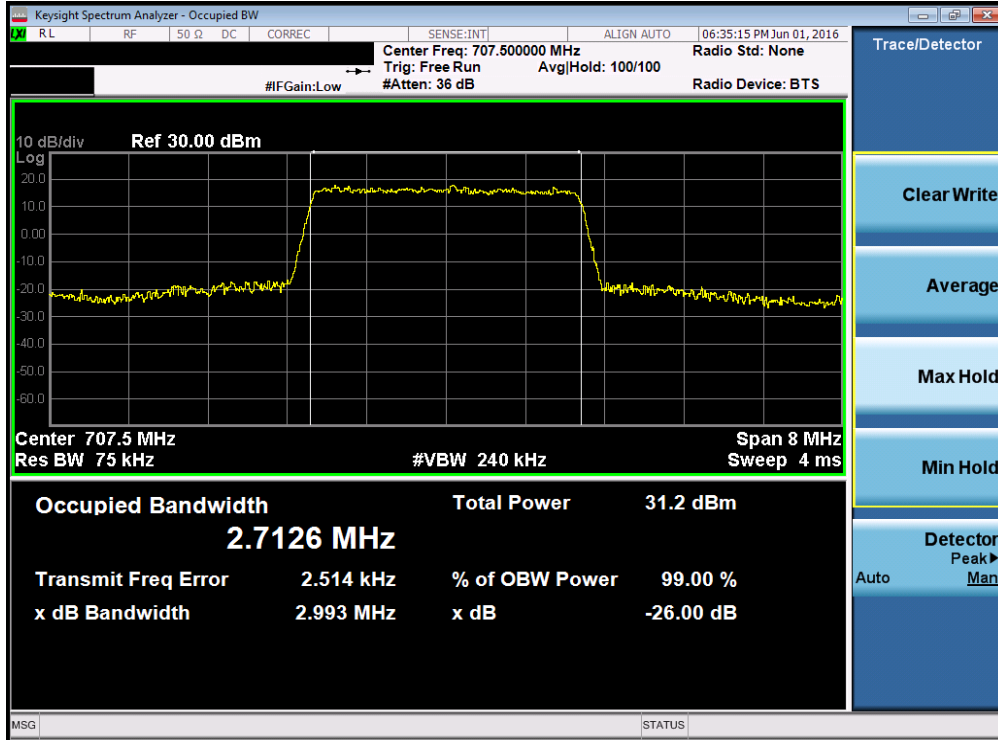


Plot 7-1. Occupied Bandwidth Plot (Band 12 – 1.4MHz QPSK – RB Size 6)

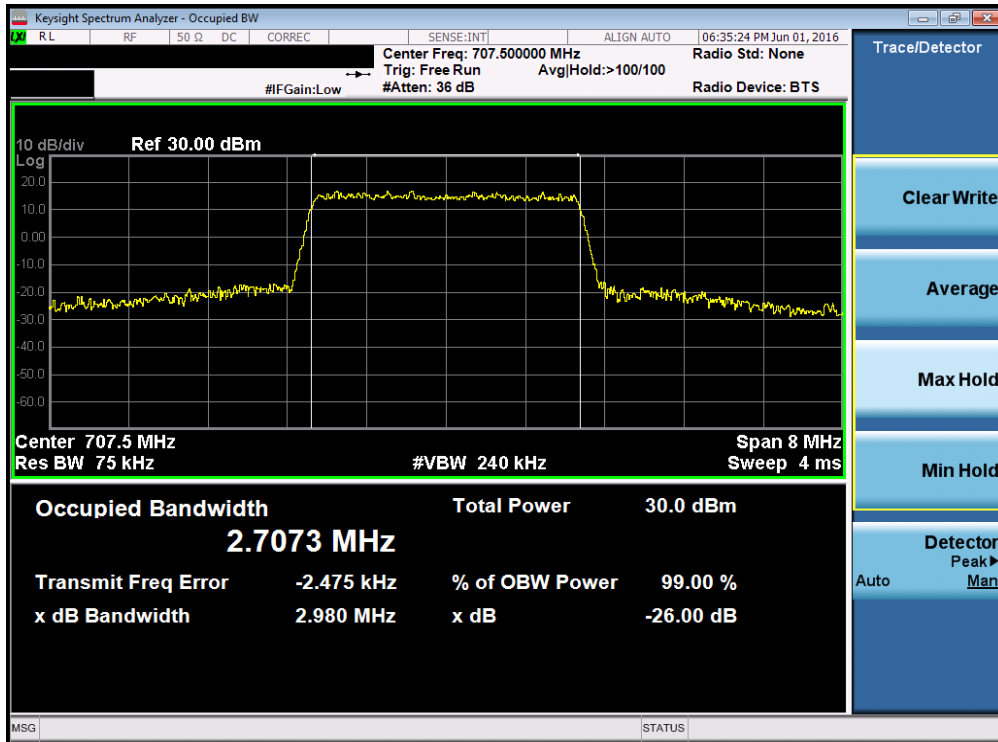


Plot 7-2. Occupied Bandwidth Plot (Band 12 – 1.4MHz 16-QAM – RB Size 6)

FCC ID: ZNFLS755		FCC Pt. 22, 24, & 27 LTE MEASUREMENT REPORT (CERTIFICATION)		Reviewed by: Quality Manager
Test Report S/N: 0Y1605310986.ZNF	Test Dates: May 31 - July 07, 2016	EUT Type: Portable Handset		Page 15 of 147

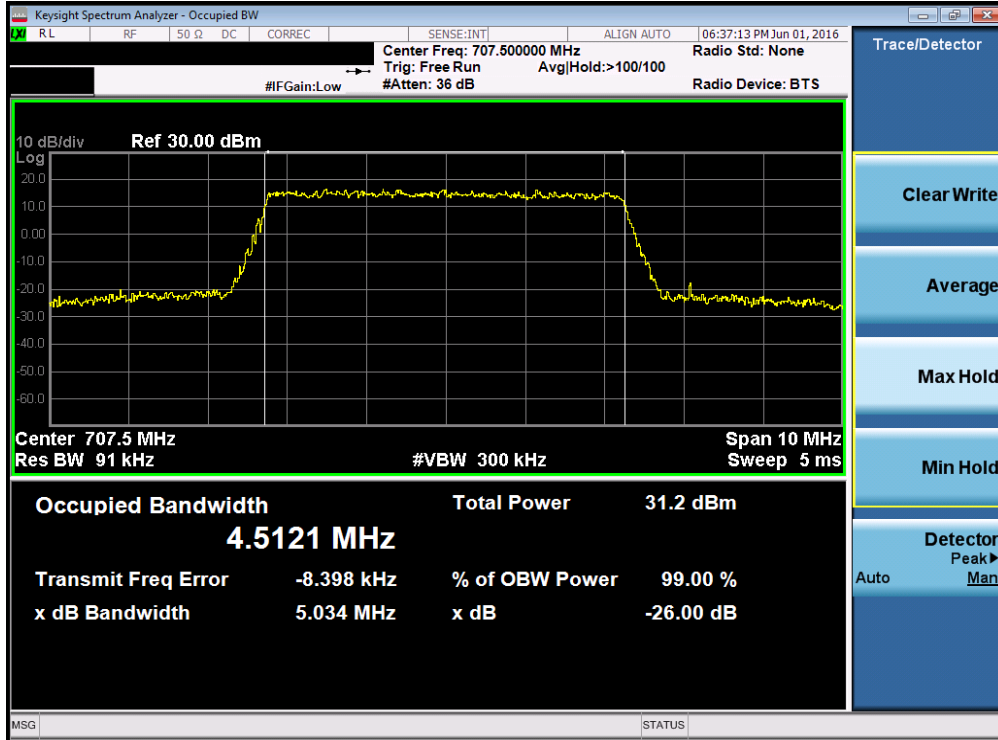


Plot 7-3. Occupied Bandwidth Plot (Band 12 – 3.0MHz QPSK – RB Size 15)

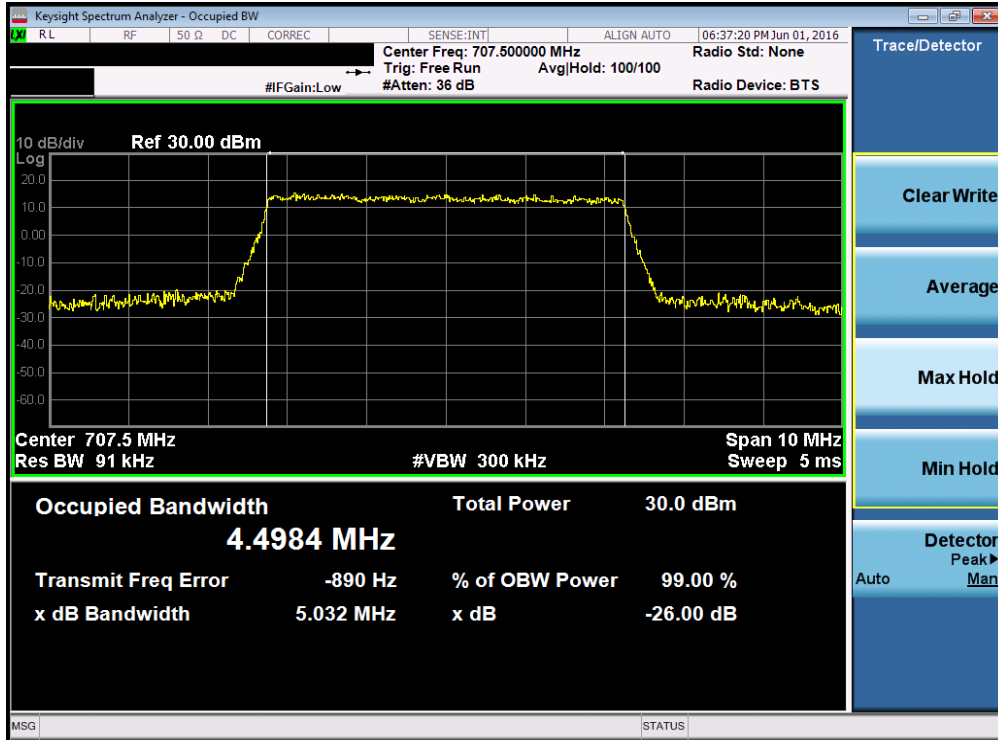


Plot 7-4. Occupied Bandwidth Plot (Band 12 – 3.0MHz 16-QAM – RB Size 15)

FCC ID: ZNFLS755		FCC Pt. 22, 24, & 27 LTE MEASUREMENT REPORT (CERTIFICATION)		Reviewed by: Quality Manager
Test Report S/N: 0Y1605310986.ZNF	Test Dates: May 31 - July 07, 2016	EUT Type: Portable Handset		Page 16 of 147

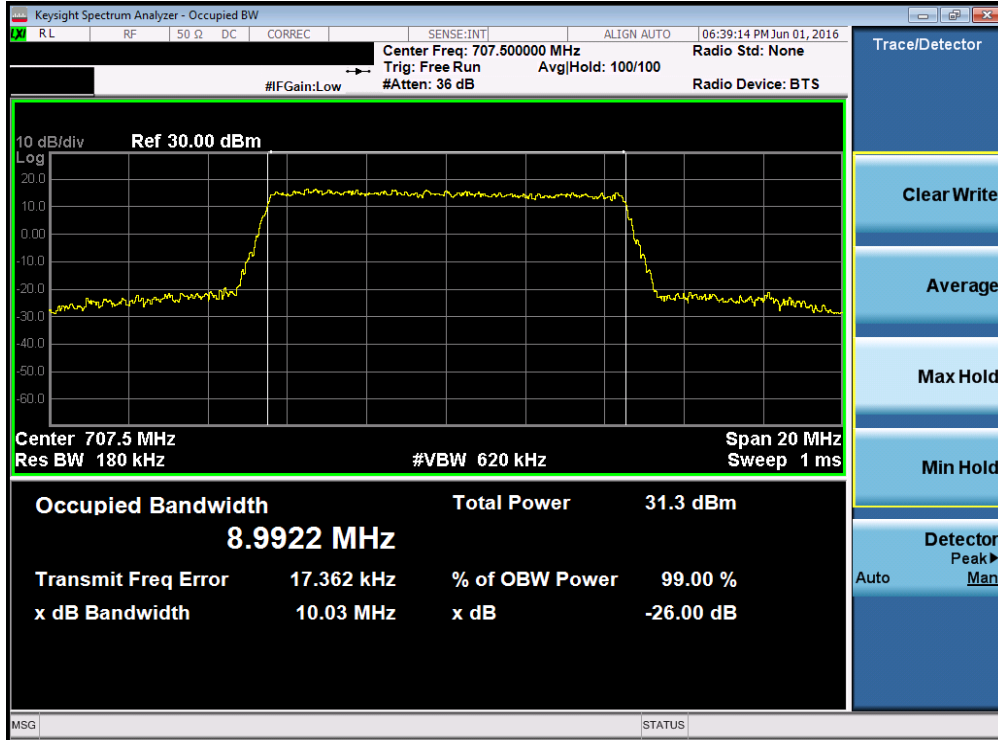


Plot 7-5. Occupied Bandwidth Plot (Band 12 – 5.0MHz QPSK – RB Size 25)

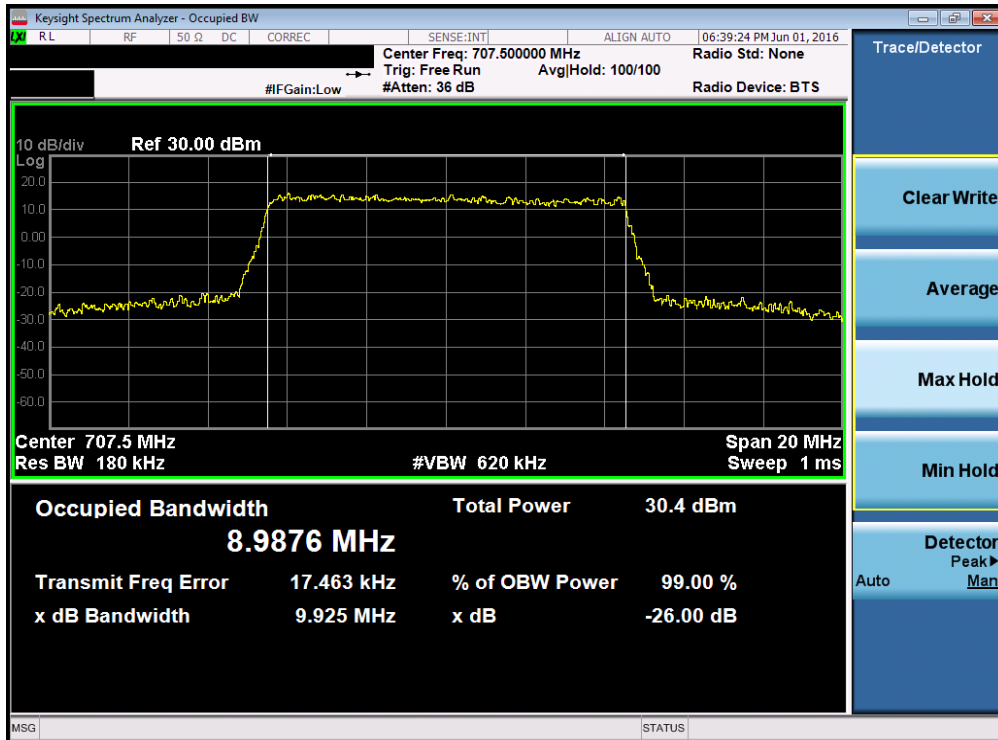


Plot 7-6. Occupied Bandwidth Plot (Band 12 – 5.0MHz 16-QAM – RB Size 25)

FCC ID: ZNFLS755		FCC Pt. 22, 24, & 27 LTE MEASUREMENT REPORT (CERTIFICATION)		Reviewed by: Quality Manager
Test Report S/N: 0Y1605310986.ZNF	Test Dates: May 31 - July 07, 2016	EUT Type: Portable Handset		Page 17 of 147

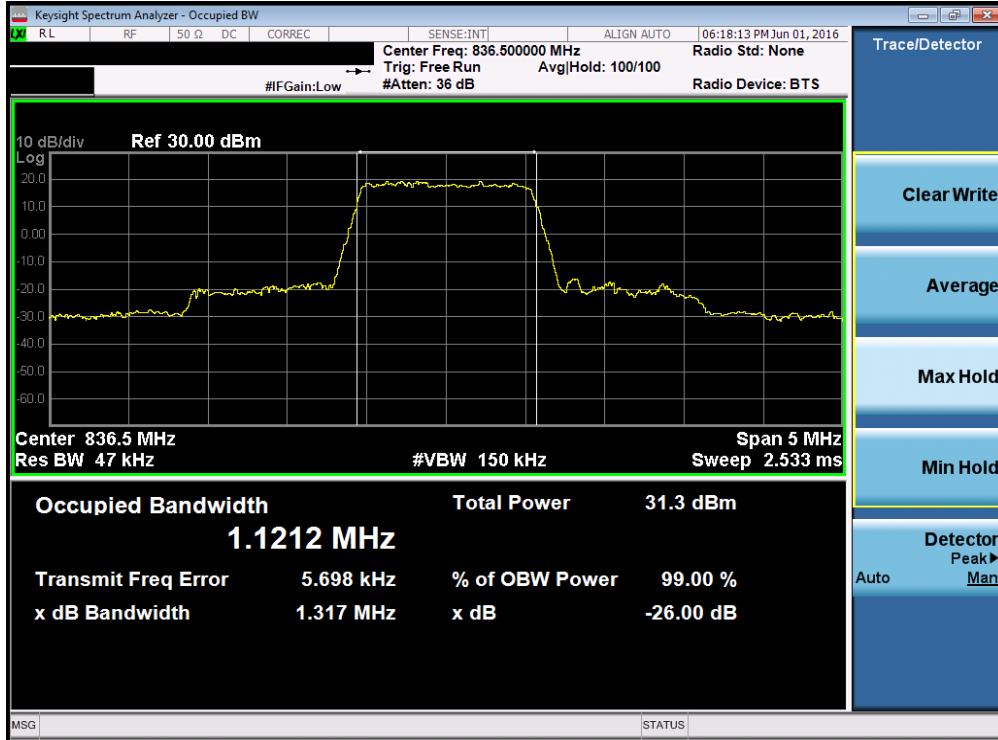


Plot 7-7. Occupied Bandwidth Plot (Band 12 – 10.0MHz QPSK – RB Size 50)

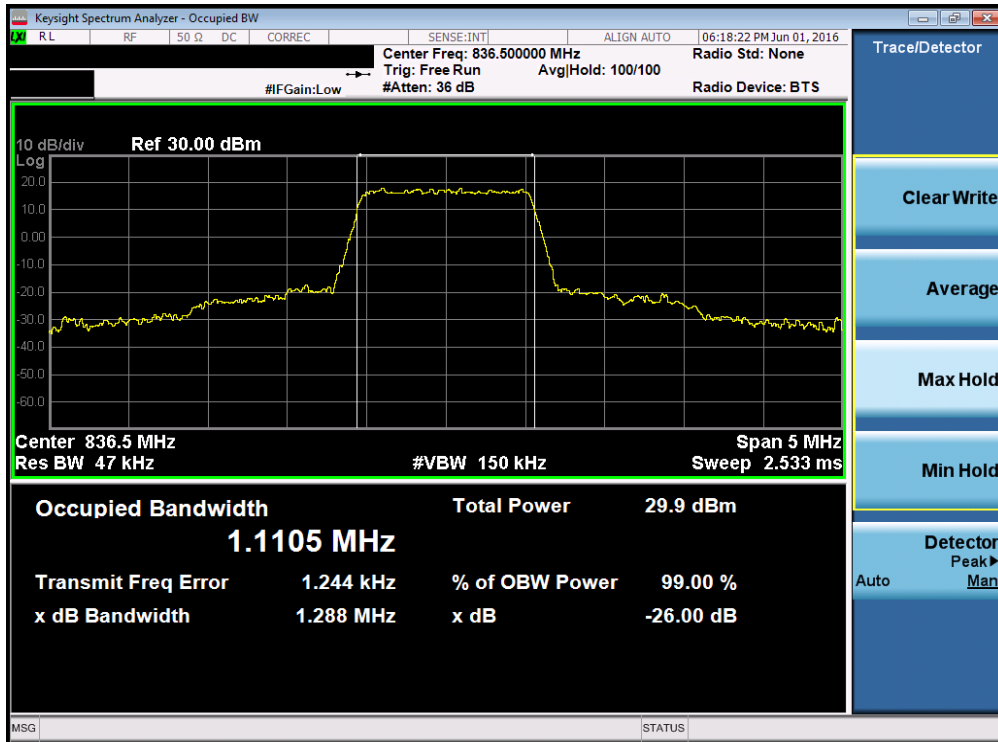


Plot 7-8. Occupied Bandwidth Plot (Band 12 – 10.0MHz 16-QAM – RB Size 50)

FCC ID: ZNFLS755		FCC Pt. 22, 24, & 27 LTE MEASUREMENT REPORT (CERTIFICATION)		Reviewed by: Quality Manager
Test Report S/N: 0Y1605310986.ZNF	Test Dates: May 31 - July 07, 2016	EUT Type: Portable Handset		Page 18 of 147

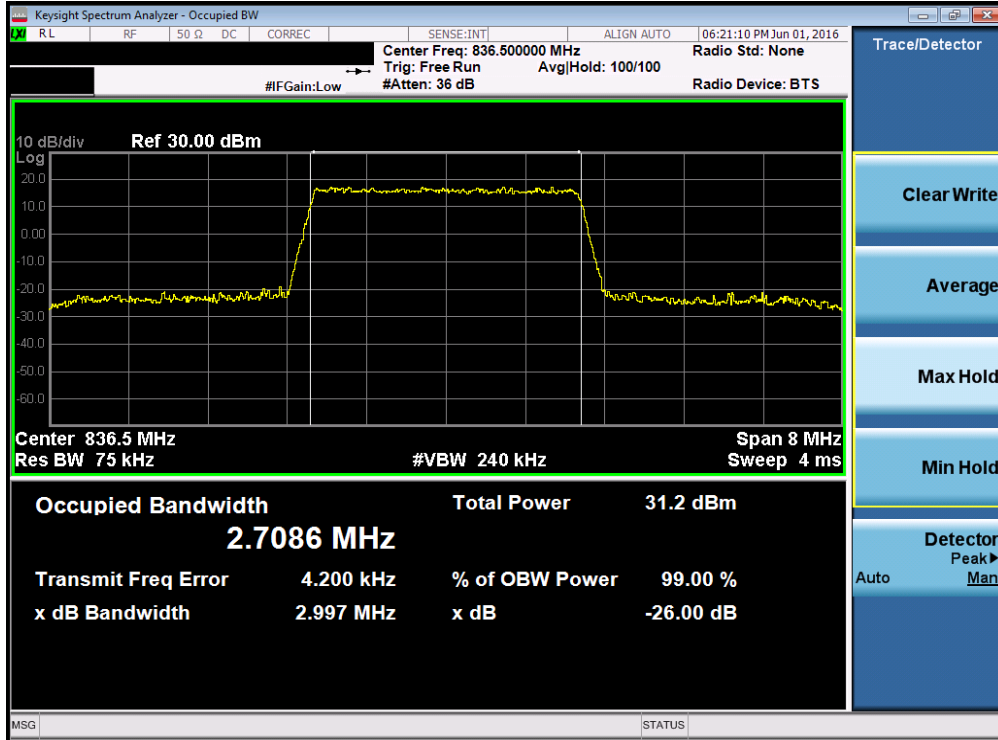


Plot 7-9. Occupied Bandwidth Plot (Band 5/26 – 1.4MHz QPSK – RB Size 6)

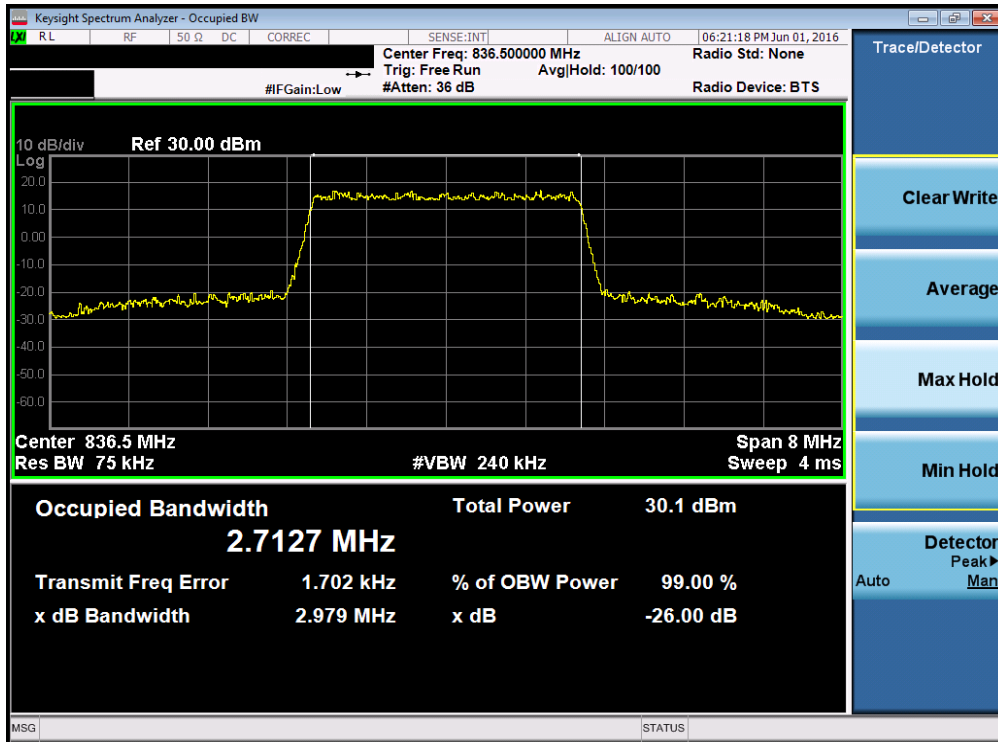


Plot 7-10. Occupied Bandwidth Plot (Band 5/26 – 1.4MHz 16-QAM – RB Size 6)

FCC ID: ZNFLS755		FCC Pt. 22, 24, & 27 LTE MEASUREMENT REPORT (CERTIFICATION)		Reviewed by: Quality Manager
Test Report S/N: 0Y1605310986.ZNF	Test Dates: May 31 - July 07, 2016	EUT Type: Portable Handset		Page 19 of 147

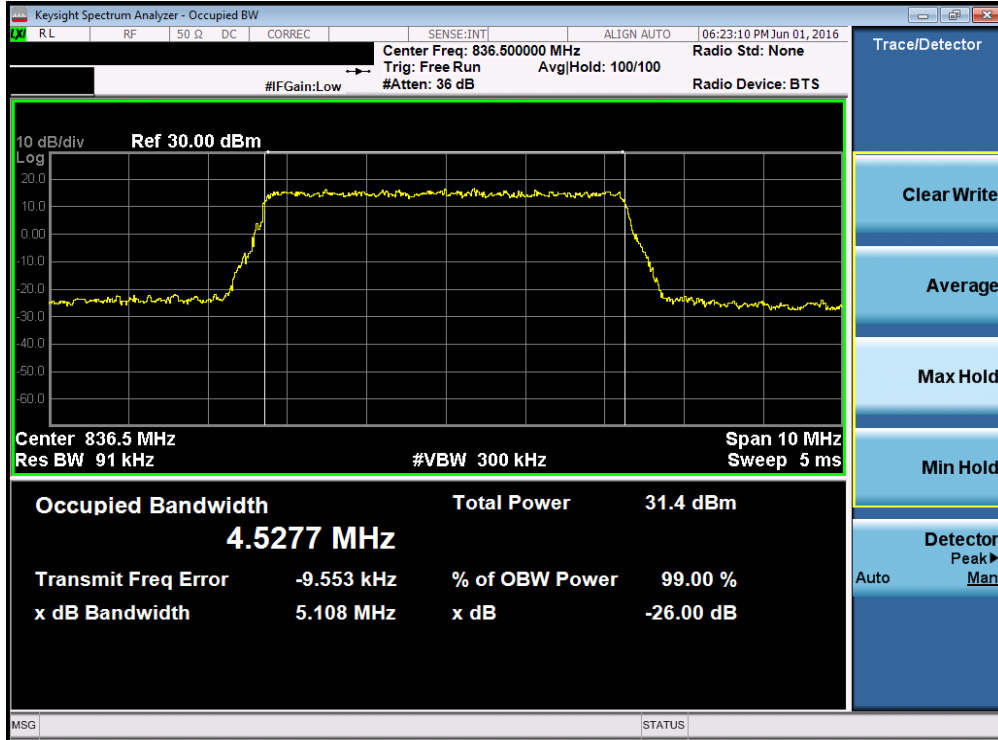


Plot 7-11. Occupied Bandwidth Plot (Band 5/26 – 3.0MHz QPSK – RB Size 15)

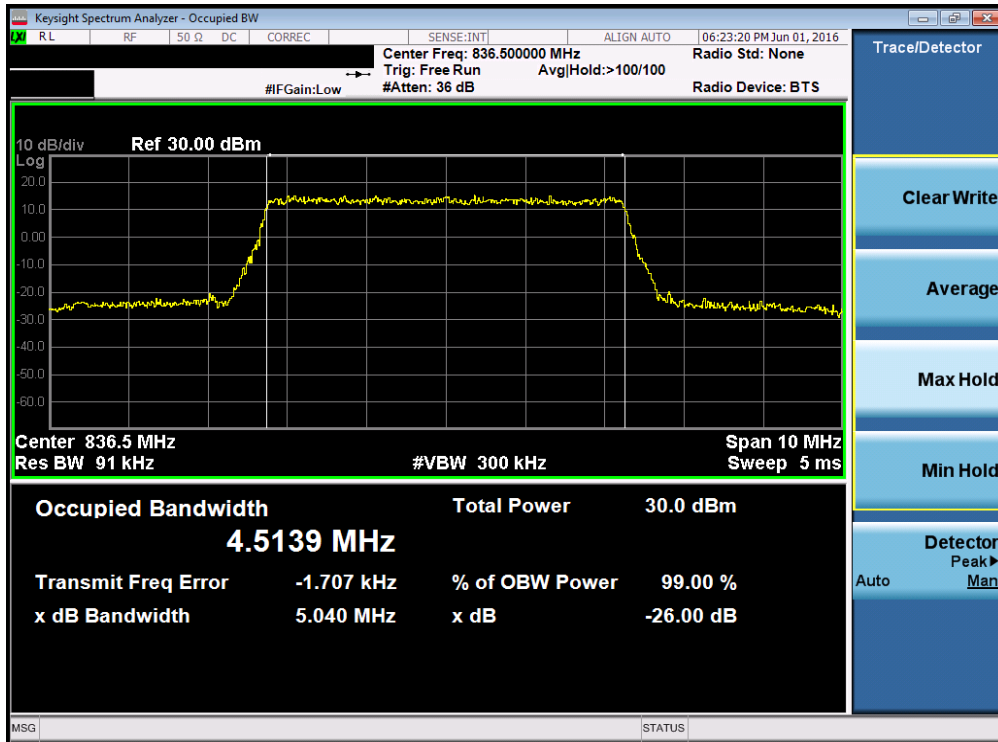


Plot 7-12. Occupied Bandwidth Plot (Band 5/26 – 3.0MHz 16-QAM – RB Size 15)

FCC ID: ZNFLS755	PCTEST ENGINEERING LABORATORY, INC.	FCC Pt. 22, 24, & 27 LTE MEASUREMENT REPORT (CERTIFICATION)	LG	Reviewed by: Quality Manager
Test Report S/N: 0Y1605310986.ZNF	Test Dates: May 31 - July 07, 2016	EUT Type: Portable Handset		Page 20 of 147

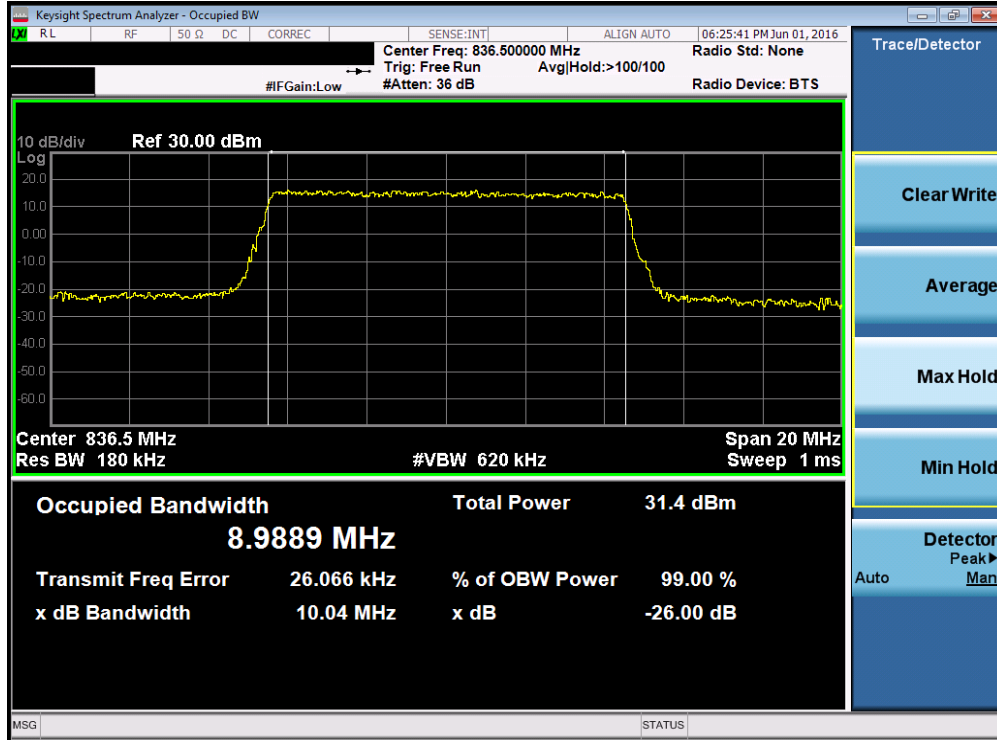


Plot 7-13. Occupied Bandwidth Plot (Band 5/26 – 5.0MHz QPSK – RB Size 25)

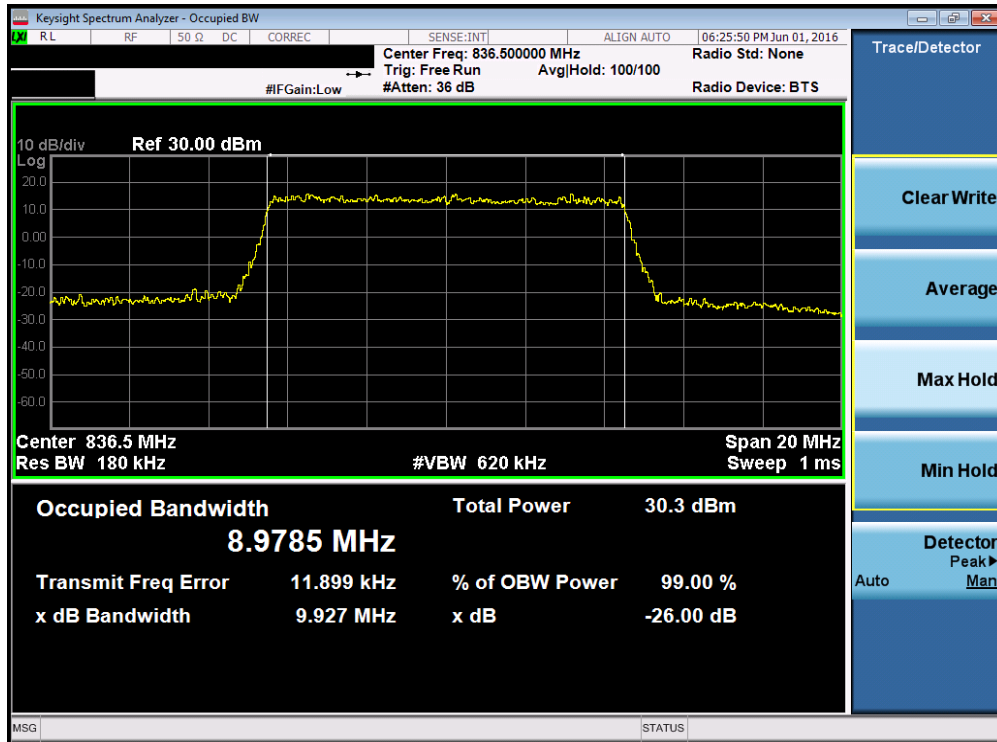


Plot 7-14. Occupied Bandwidth Plot (Band 5/26 – 5.0MHz 16-QAM – RB Size 25)

FCC ID: ZNFLS755	PCTEST ENGINEERING LABORATORY, INC.	FCC Pt. 22, 24, & 27 LTE MEASUREMENT REPORT (CERTIFICATION)	LG	Reviewed by: Quality Manager
Test Report S/N: 0Y1605310986.ZNF	Test Dates: May 31 - July 07, 2016	EUT Type: Portable Handset		Page 21 of 147

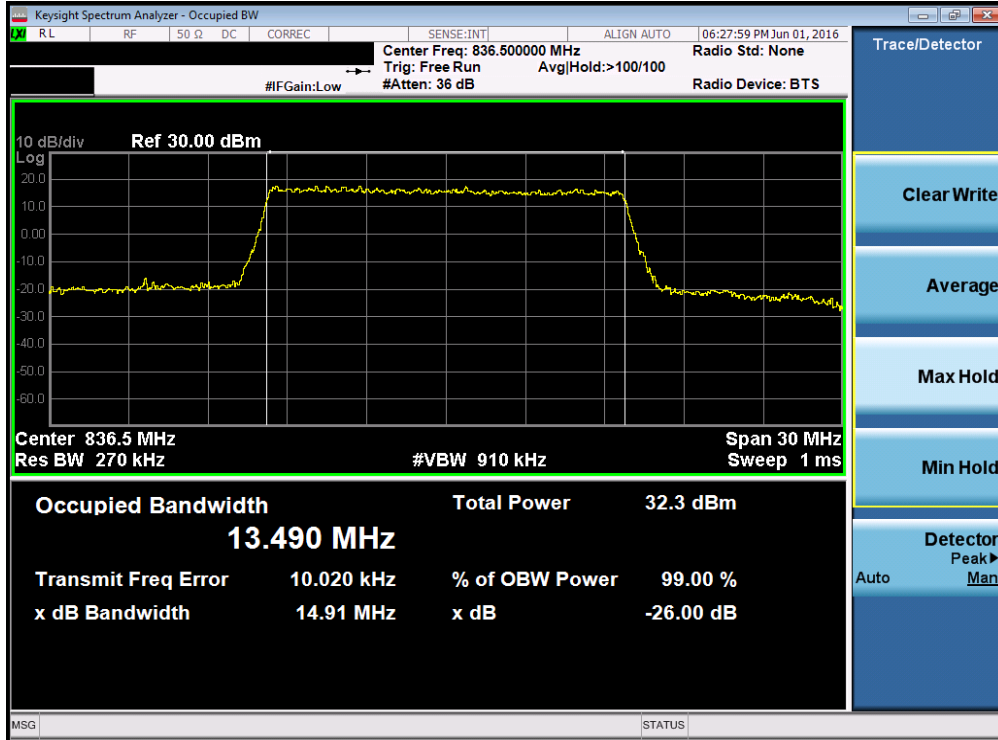


Plot 7-15. Occupied Bandwidth Plot (Band 5/26 – 10.0MHz QPSK – RB Size 50)

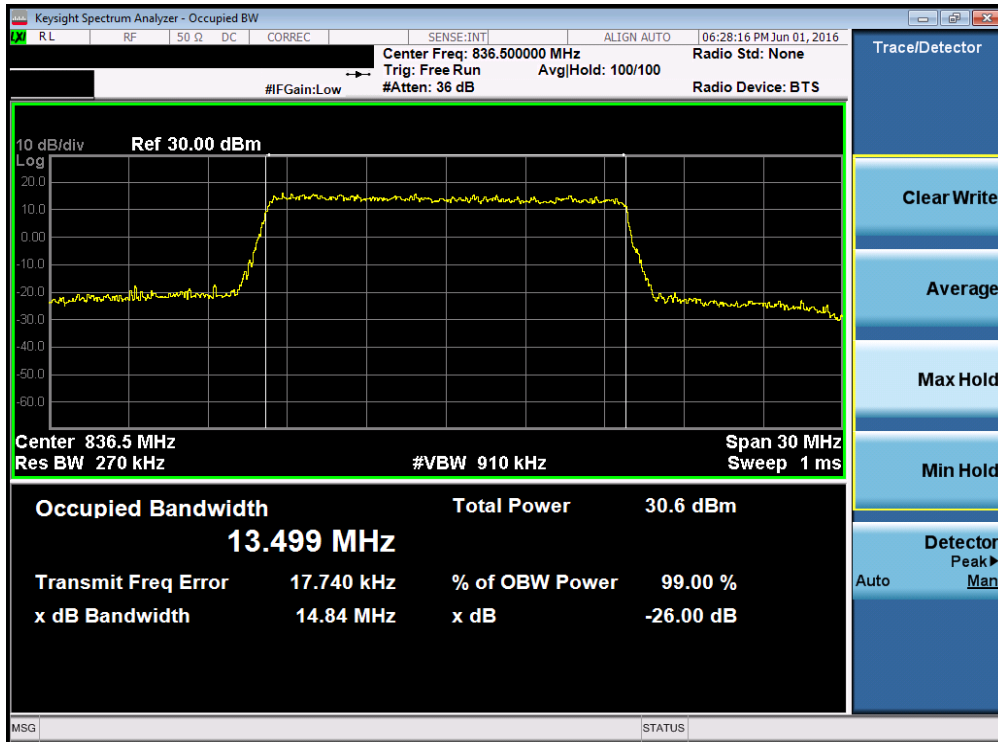


Plot 7-16. Occupied Bandwidth Plot (Band 5/26 – 10.0MHz 16-QAM – RB Size 50)

FCC ID: ZNFLS755	PCTEST ENGINEERING LABORATORY, INC.	FCC Pt. 22, 24, & 27 LTE MEASUREMENT REPORT (CERTIFICATION)	LG	Reviewed by: Quality Manager
Test Report S/N: 0Y1605310986.ZNF	Test Dates: May 31 - July 07, 2016	EUT Type: Portable Handset		Page 22 of 147

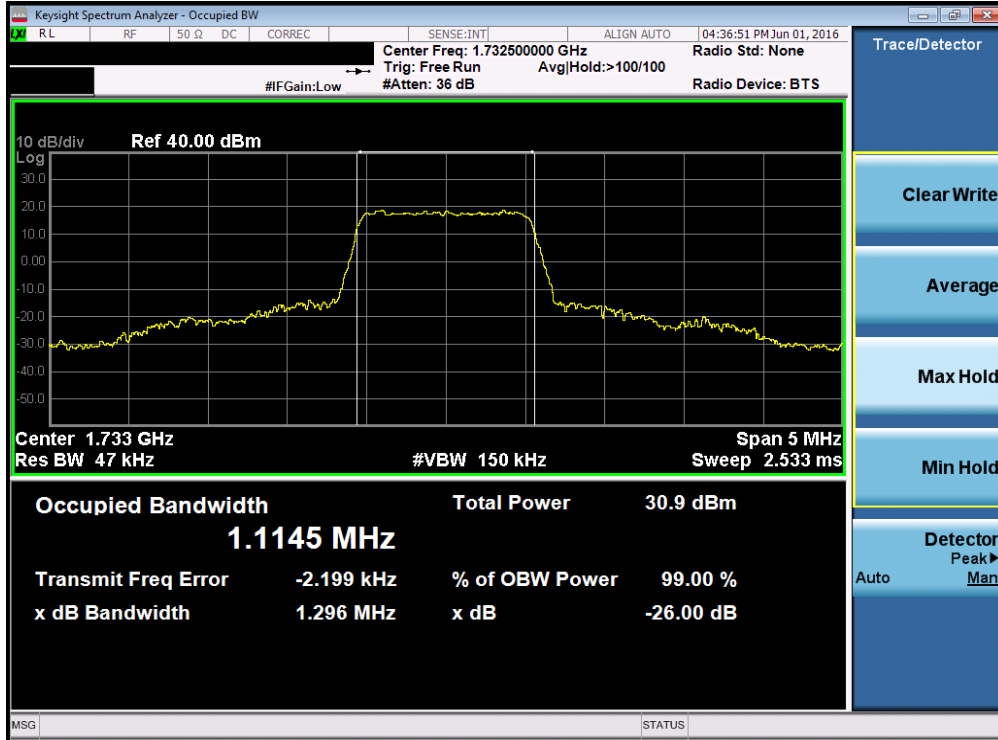


Plot 7-17. Occupied Bandwidth Plot (Band 26 – 15.0MHz QPSK – RB Size 75)

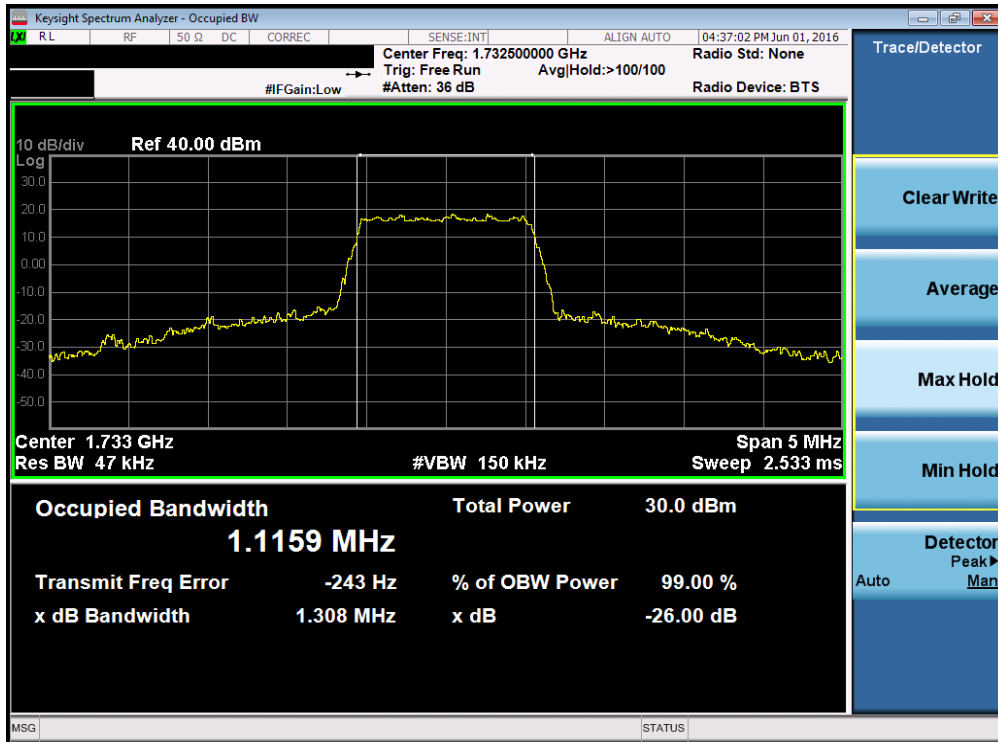


Plot 7-18. Occupied Bandwidth Plot (Band 26 – 15.0MHz 16-QAM – RB Size 75)

FCC ID: ZNFLS755	PCTEST ENGINEERING LABORATORY, INC.	FCC Pt. 22, 24, & 27 LTE MEASUREMENT REPORT (CERTIFICATION)	LG	Reviewed by: Quality Manager
Test Report S/N: 0Y1605310986.ZNF	Test Dates: May 31 - July 07, 2016	EUT Type: Portable Handset		Page 23 of 147

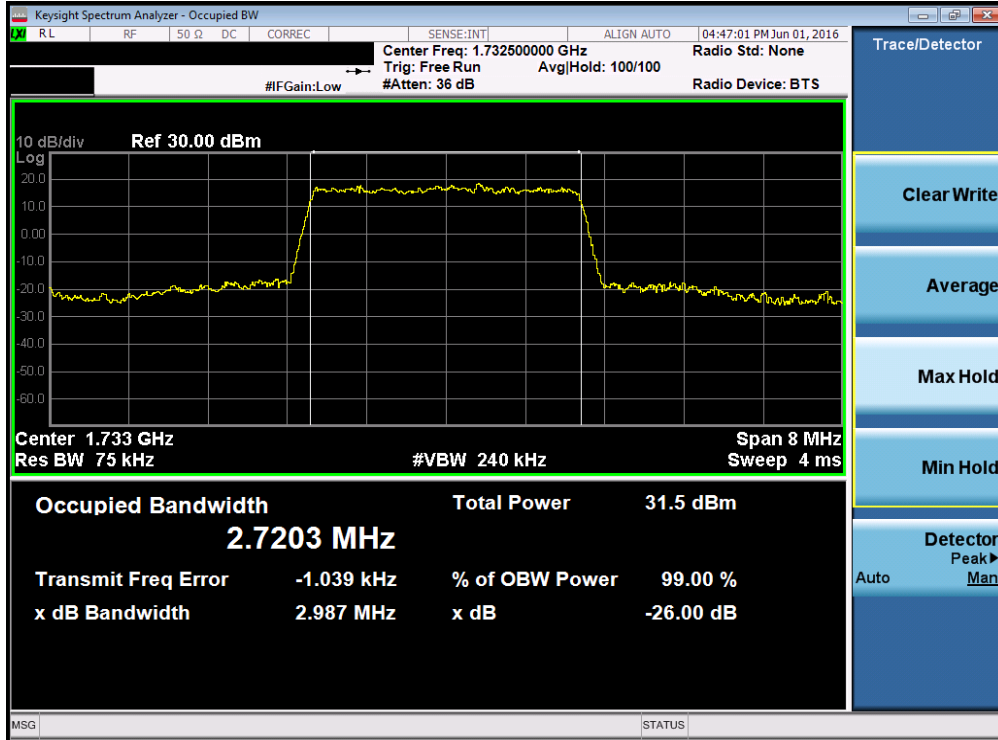


Plot 7-19. Occupied Bandwidth Plot (Band 4 – 1.4MHz QPSK – RB Size 6)

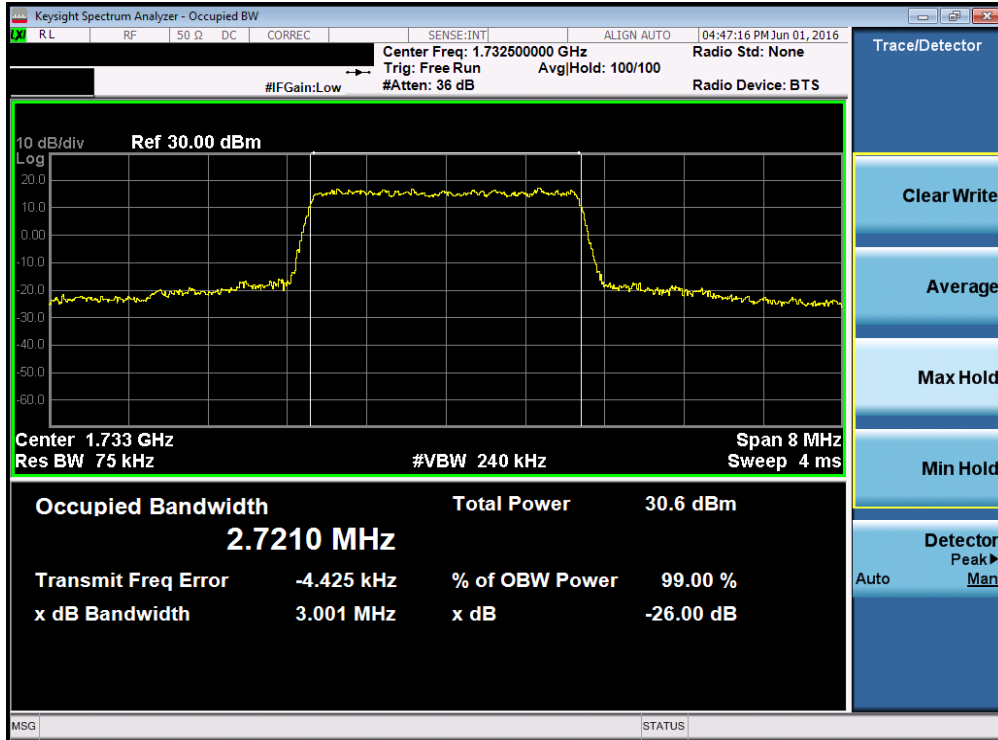


Plot 7-20. Occupied Bandwidth Plot (Band 4 – 1.4MHz 16-QAM – RB Size 6)

FCC ID: ZNFLS755	PCTEST ENGINEERING LABORATORY, INC.	FCC Pt. 22, 24, & 27 LTE MEASUREMENT REPORT (CERTIFICATION)	LG	Reviewed by: Quality Manager
Test Report S/N: 0Y1605310986.ZNF	Test Dates: May 31 - July 07, 2016	EUT Type: Portable Handset		Page 24 of 147

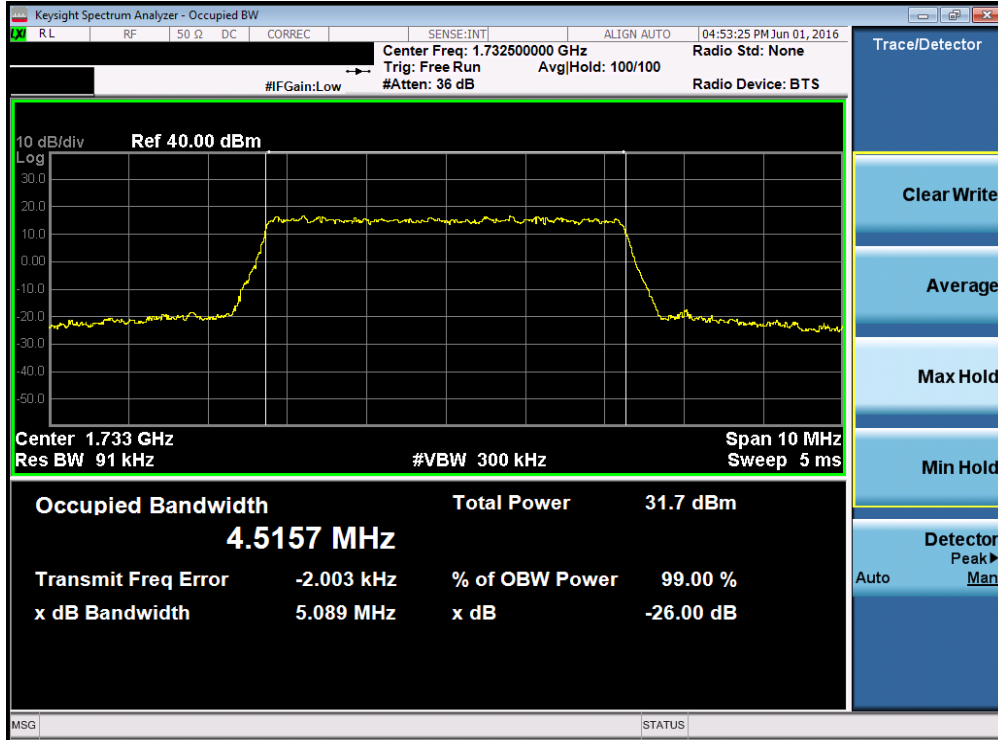


Plot 7-21. Occupied Bandwidth Plot (Band 4 – 3.0MHz QPSK – RB Size 15)

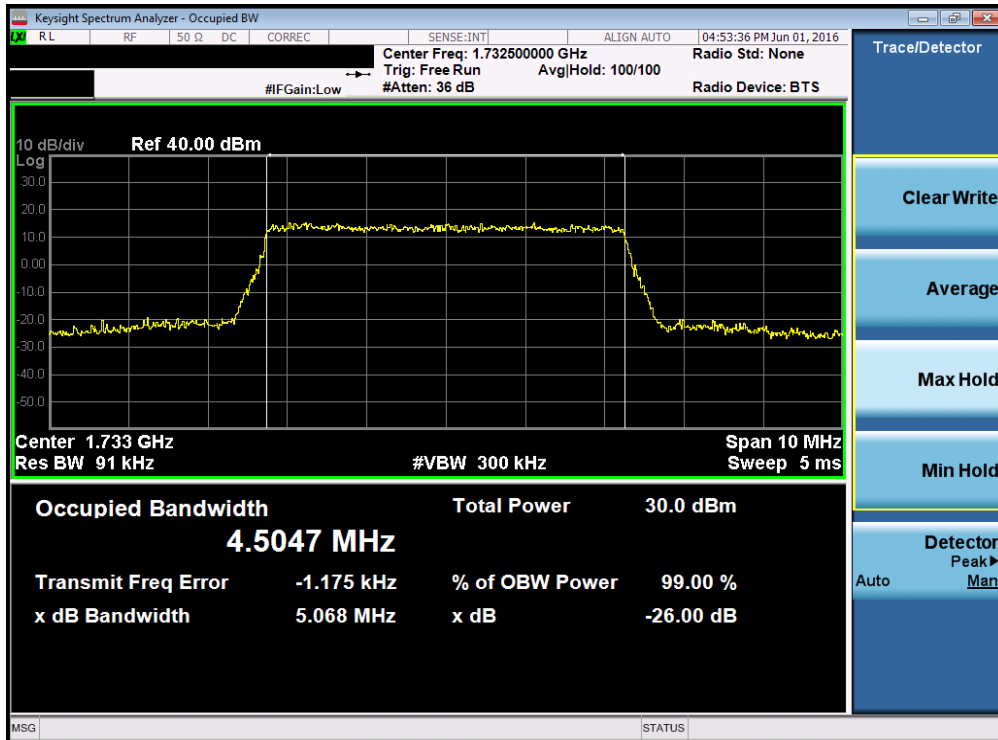


Plot 7-22. Occupied Bandwidth Plot (Band 4 – 3.0MHz 16-QAM – RB Size 15)

FCC ID: ZNFLS755	PCTEST ENGINEERING LABORATORY, INC.	FCC Pt. 22, 24, & 27 LTE MEASUREMENT REPORT (CERTIFICATION)	LG	Reviewed by: Quality Manager
Test Report S/N: 0Y1605310986.ZNF	Test Dates: May 31 - July 07, 2016	EUT Type: Portable Handset		Page 25 of 147

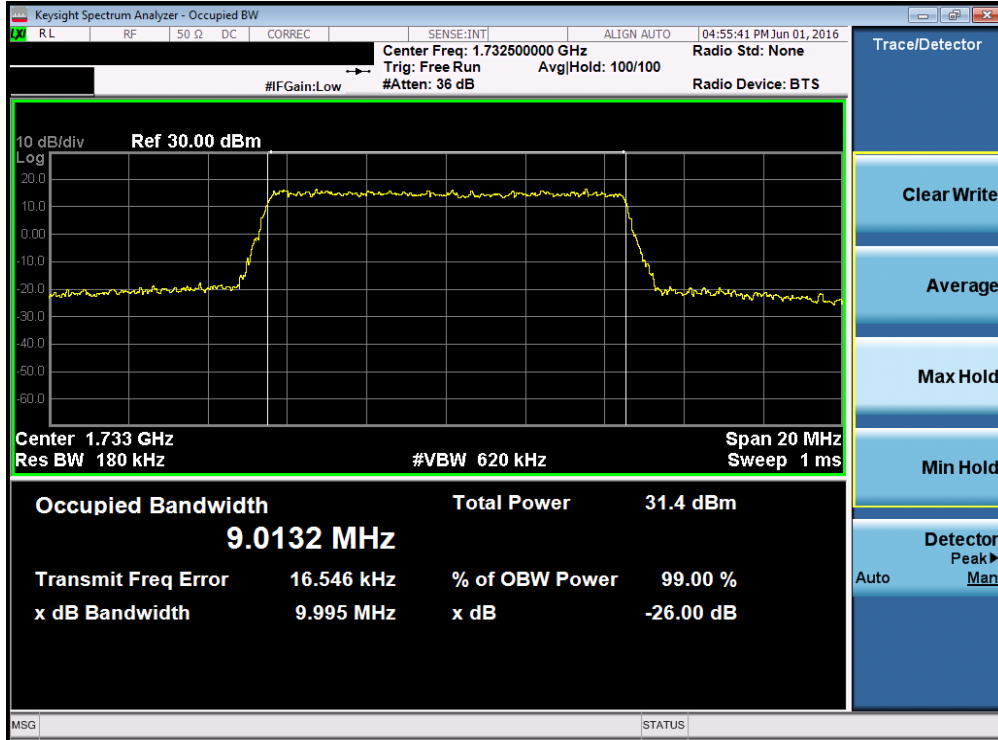


Plot 7-23. Occupied Bandwidth Plot (Band 4 – 5.0MHz QPSK – RB Size 25)

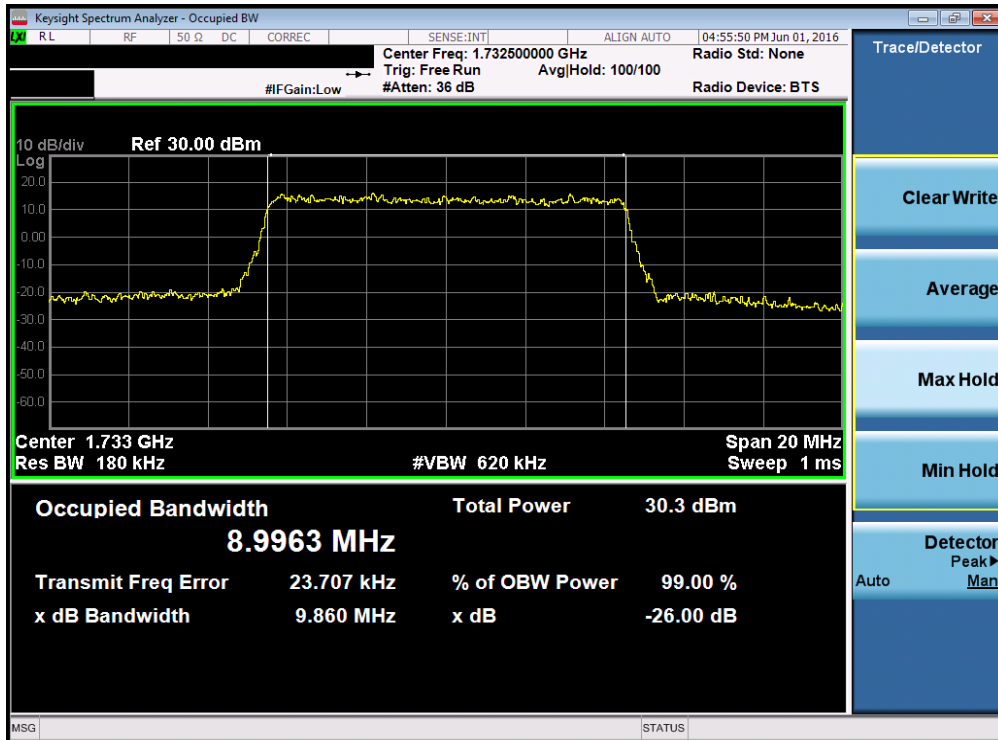


Plot 7-24. Occupied Bandwidth Plot (Band 4 – 5.0MHz 16-QAM – RB Size 25)

FCC ID: ZNFLS755	PCTEST ENGINEERING LABORATORY, INC.	FCC Pt. 22, 24, & 27 LTE MEASUREMENT REPORT (CERTIFICATION)	LG	Reviewed by: Quality Manager
Test Report S/N: 0Y1605310986.ZNF	Test Dates: May 31 - July 07, 2016	EUT Type: Portable Handset		Page 26 of 147

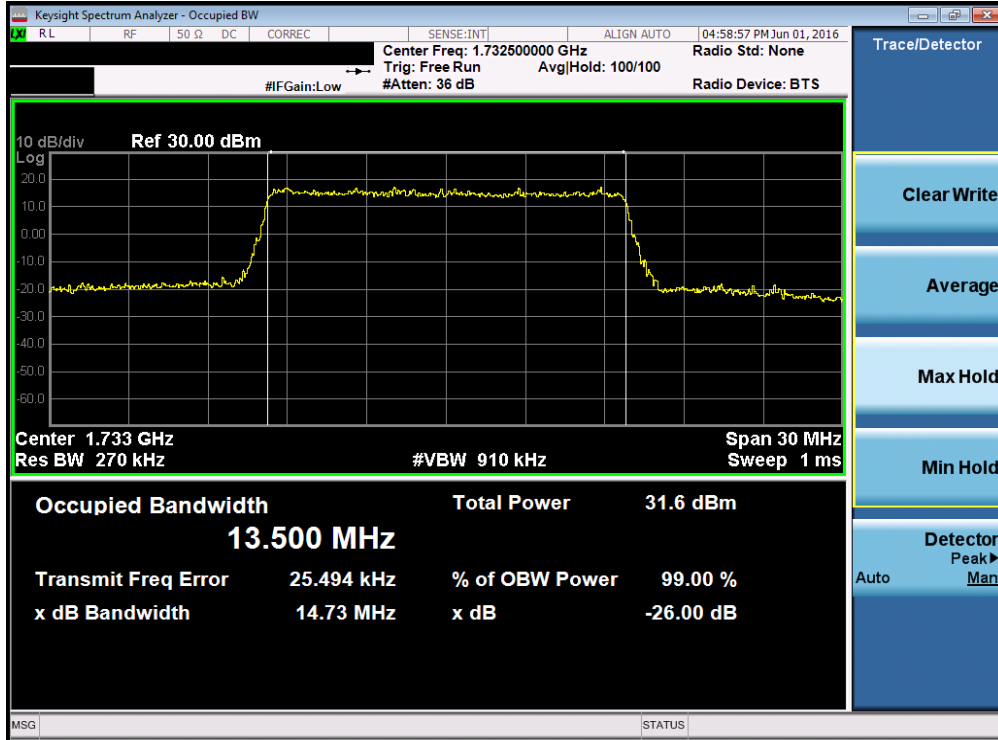


Plot 7-25. Occupied Bandwidth Plot (Band 4 – 10.0MHz QPSK – RB Size 50)

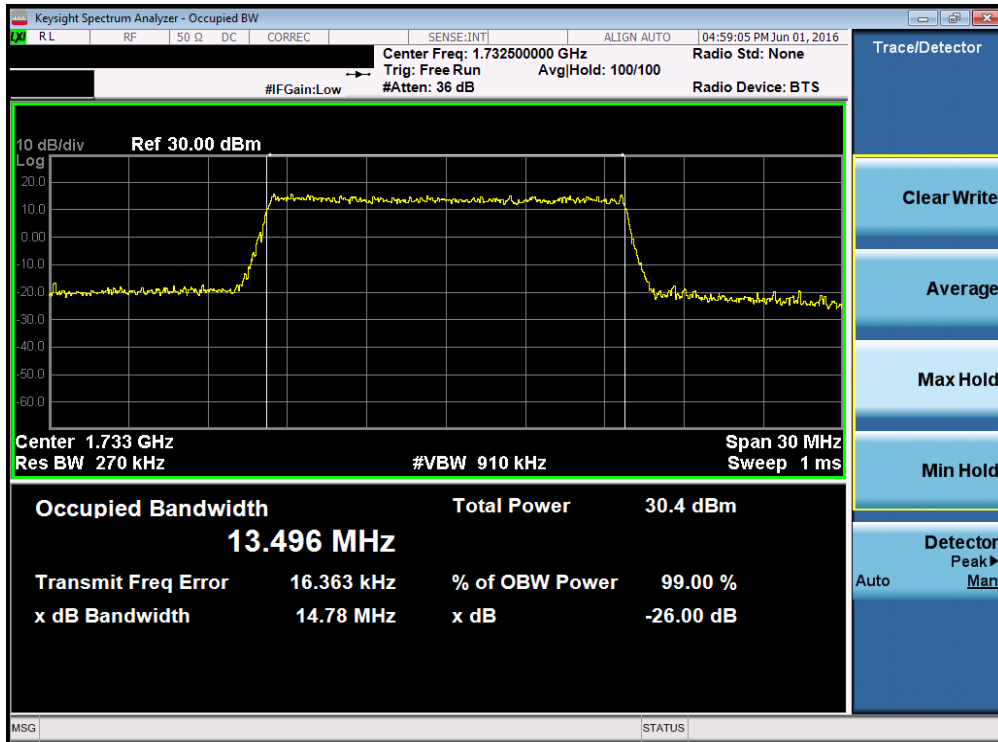


Plot 7-26. Occupied Bandwidth Plot (Band 4 – 10.0MHz 16-QAM – RB Size 50)

FCC ID: ZNFLS755	PCTEST ENGINEERING LABORATORY, INC.	FCC Pt. 22, 24, & 27 LTE MEASUREMENT REPORT (CERTIFICATION)	LG	Reviewed by: Quality Manager
Test Report S/N: 0Y1605310986.ZNF	Test Dates: May 31 - July 07, 2016	EUT Type: Portable Handset		Page 27 of 147

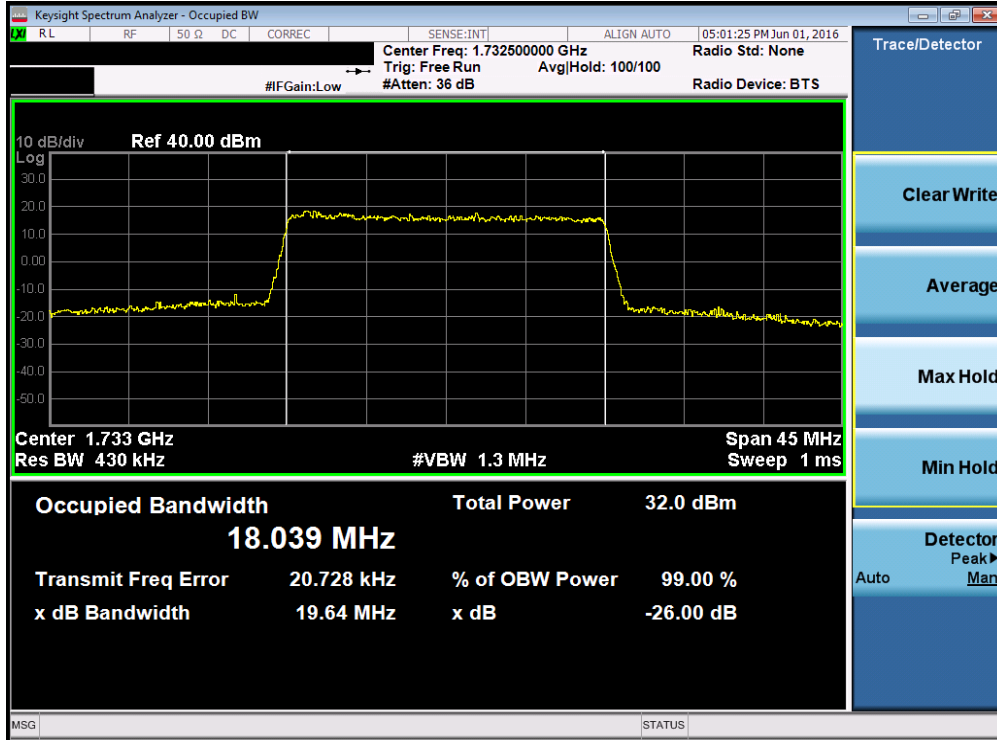


Plot 7-27. Occupied Bandwidth Plot (Band 4 – 15.0MHz QPSK – RB Size 75)

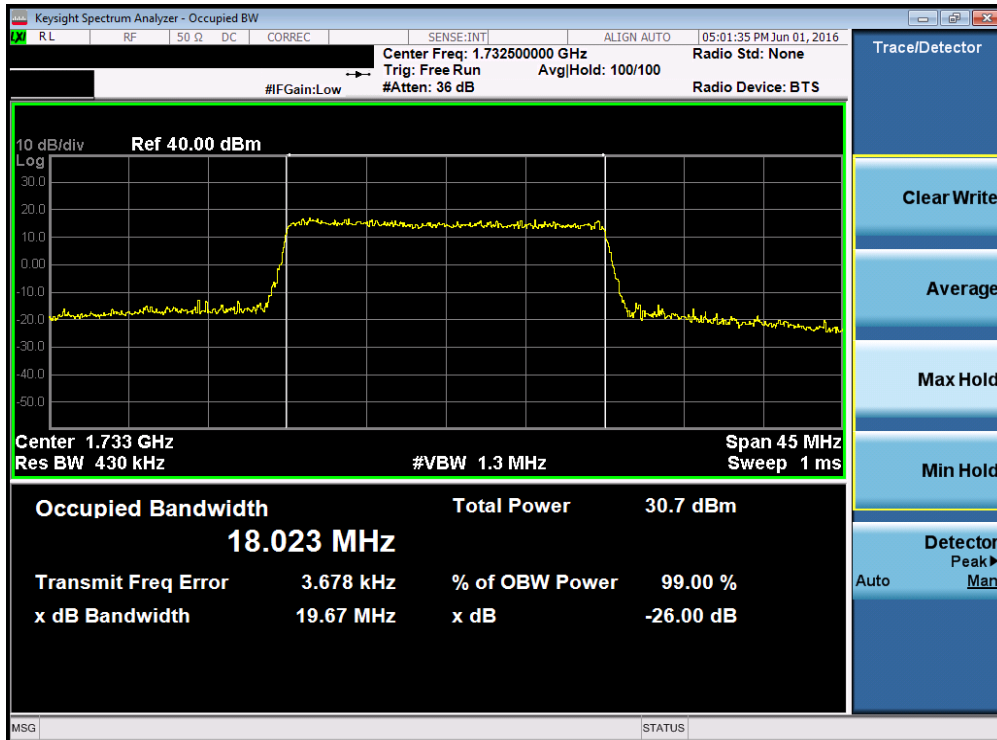


Plot 7-28. Occupied Bandwidth Plot (Band 4 – 15.0MHz 16-QAM – RB Size 75)

FCC ID: ZNFLS755		FCC Pt. 22, 24, & 27 LTE MEASUREMENT REPORT (CERTIFICATION)		Reviewed by: Quality Manager
Test Report S/N: 0Y1605310986.ZNF	Test Dates: May 31 - July 07, 2016	EUT Type: Portable Handset		Page 28 of 147

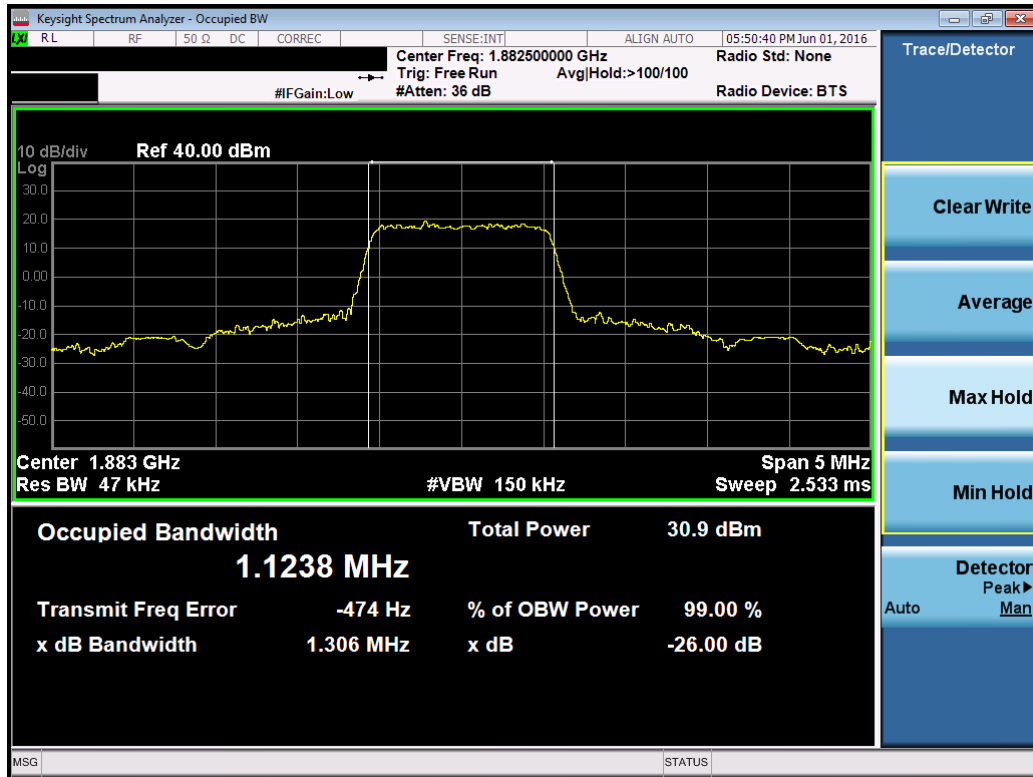


Plot 7-29. Occupied Bandwidth Plot (Band 4 – 20.0MHz QPSK – RB Size 100)

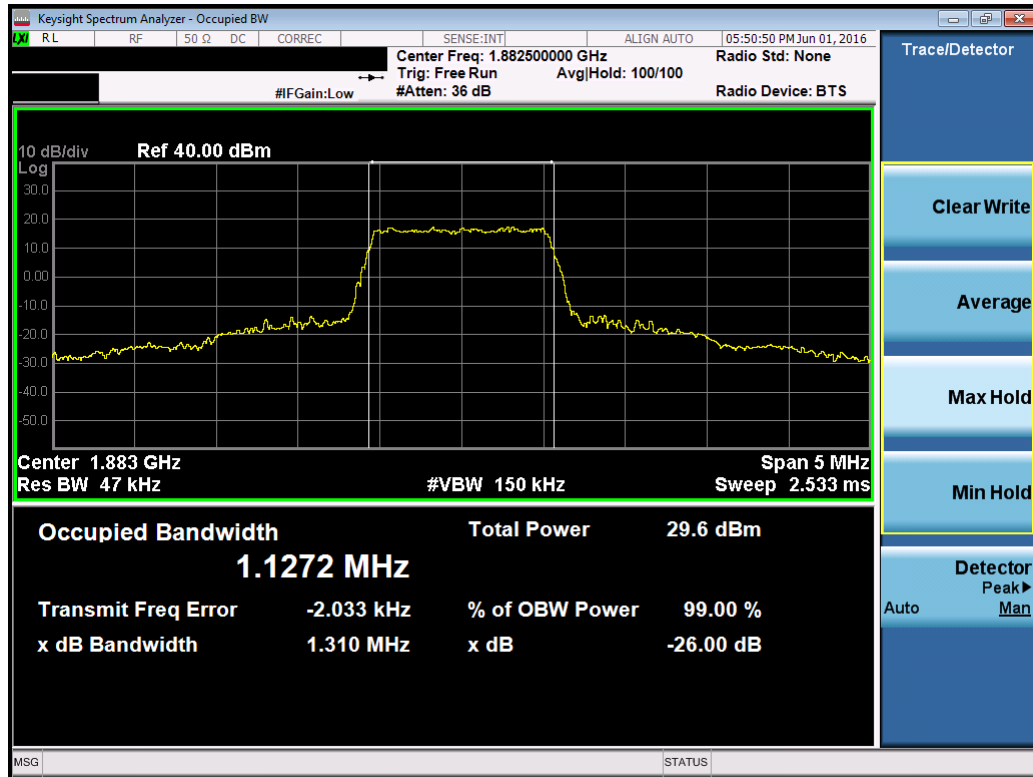


Plot 7-30. Occupied Bandwidth Plot (Band 4 – 20.0MHz 16-QAM – RB Size 100)

FCC ID: ZNFLS755	PCTEST ENGINEERING LABORATORY, INC.	FCC Pt. 22, 24, & 27 LTE MEASUREMENT REPORT (CERTIFICATION)	LG	Reviewed by: Quality Manager
Test Report S/N: 0Y1605310986.ZNF	Test Dates: May 31 - July 07, 2016	EUT Type: Portable Handset		Page 29 of 147

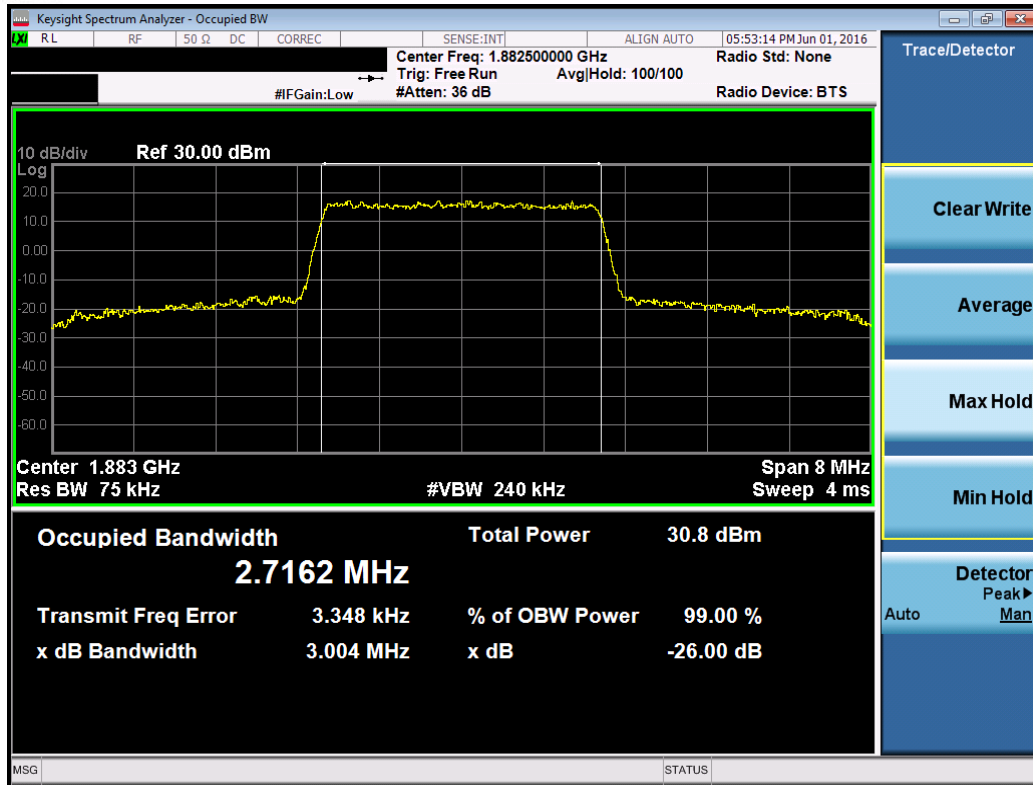


Plot 7-31. Occupied Bandwidth Plot (Band 25 – 1.4MHz QPSK – RB Size 6)

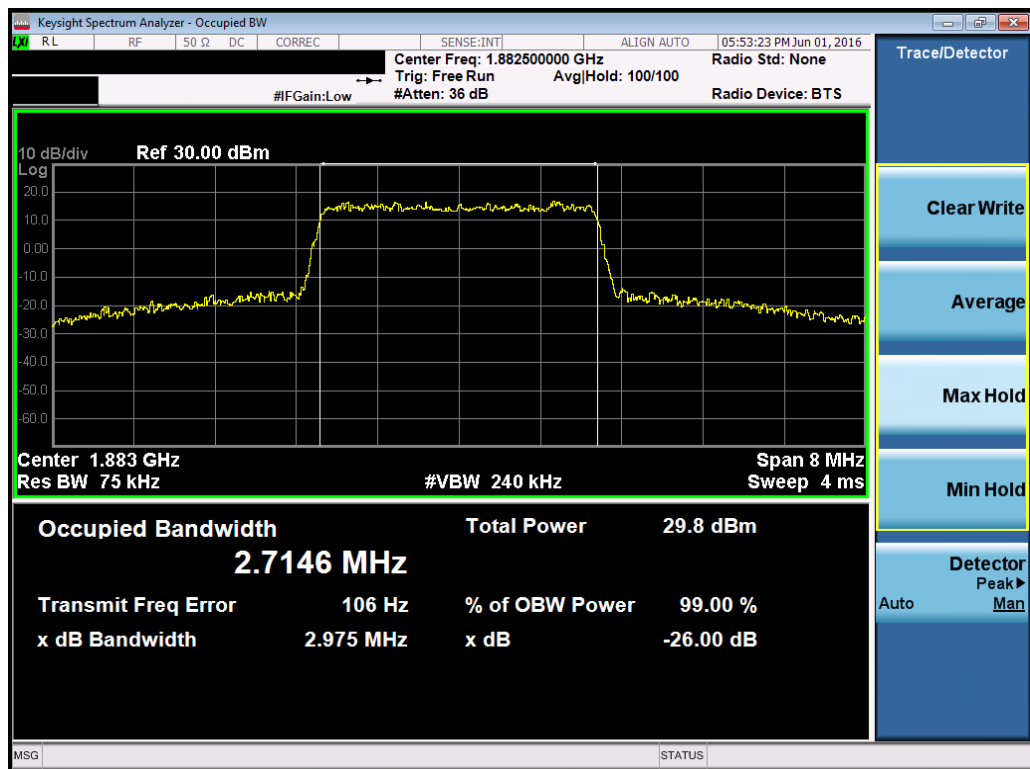


Plot 7-32. Occupied Bandwidth Plot (Band 25 – 1.4MHz 16-QAM – RB Size 6)

FCC ID: ZNFLS755	PCTEST ENGINEERING LABORATORY, INC.	FCC Pt. 22, 24, & 27 LTE MEASUREMENT REPORT (CERTIFICATION)	LG	Reviewed by: Quality Manager
Test Report S/N: 0Y1605310986.ZNF	Test Dates: May 31 - July 07, 2016	EUT Type: Portable Handset		Page 30 of 147

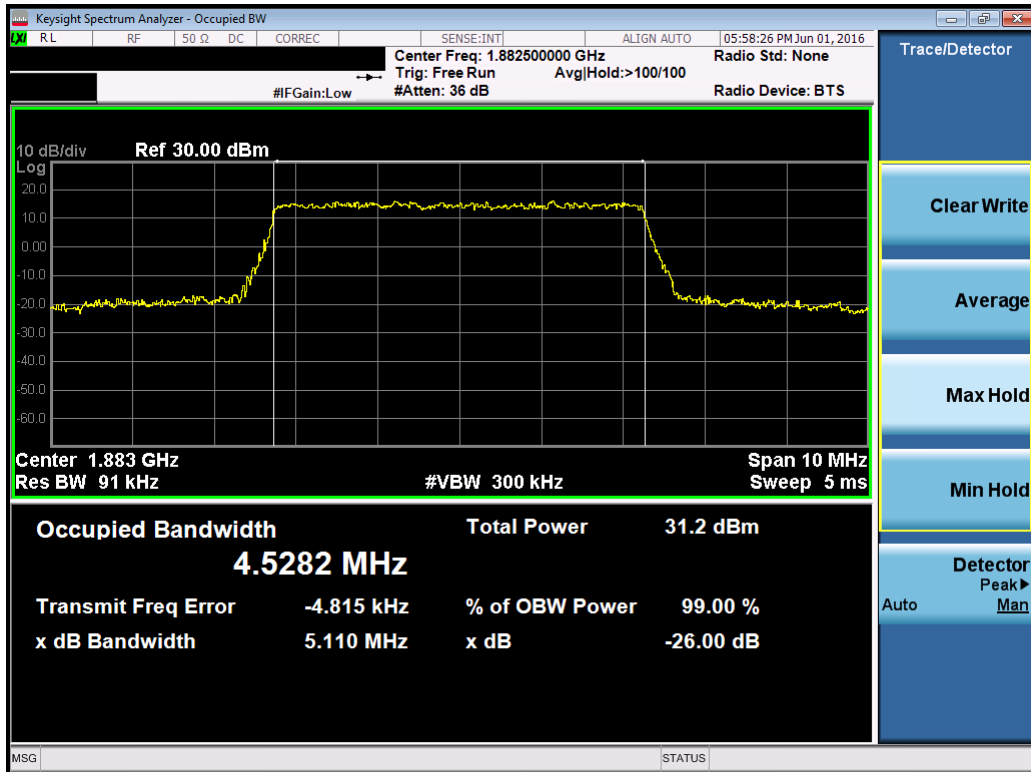


Plot 7-33. Occupied Bandwidth Plot (Band 25 – 3.0MHz QPSK – RB Size 15)

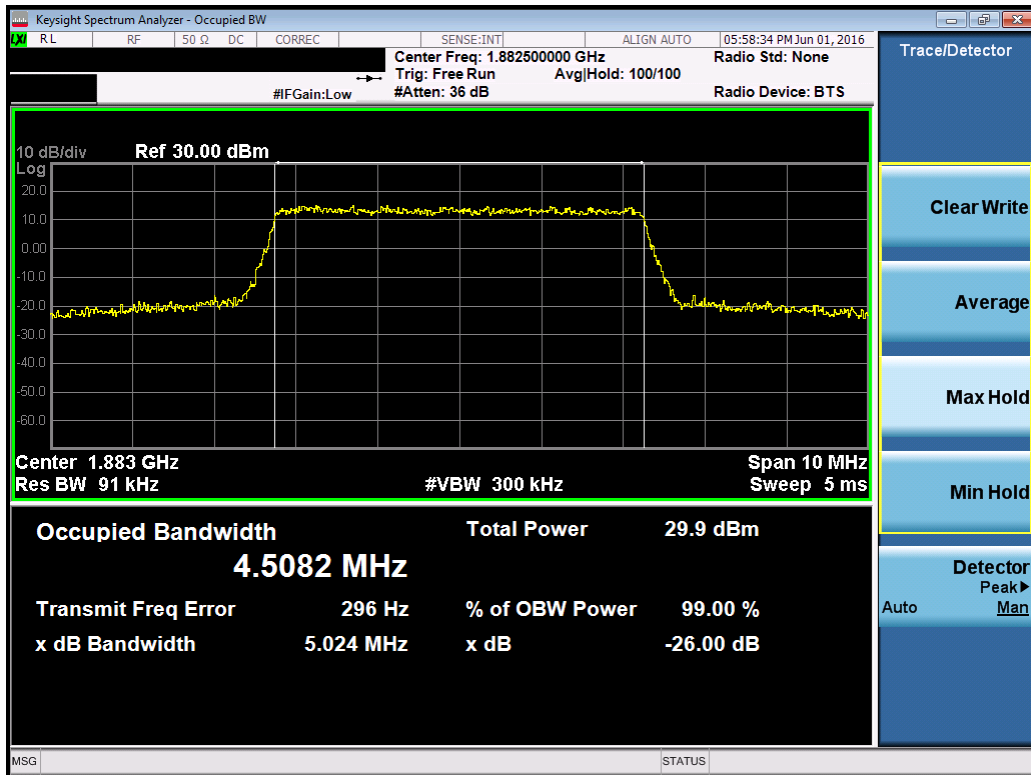


Plot 7-34. Occupied Bandwidth Plot (Band 25 – 3.0MHz 16-QAM – RB Size 15)

FCC ID: ZNFLS755	PCTEST ENGINEERING LABORATORY, INC.	FCC Pt. 22, 24, & 27 LTE MEASUREMENT REPORT (CERTIFICATION)	LG	Reviewed by: Quality Manager
Test Report S/N: 0Y1605310986.ZNF	Test Dates: May 31 - July 07, 2016	EUT Type: Portable Handset		Page 31 of 147

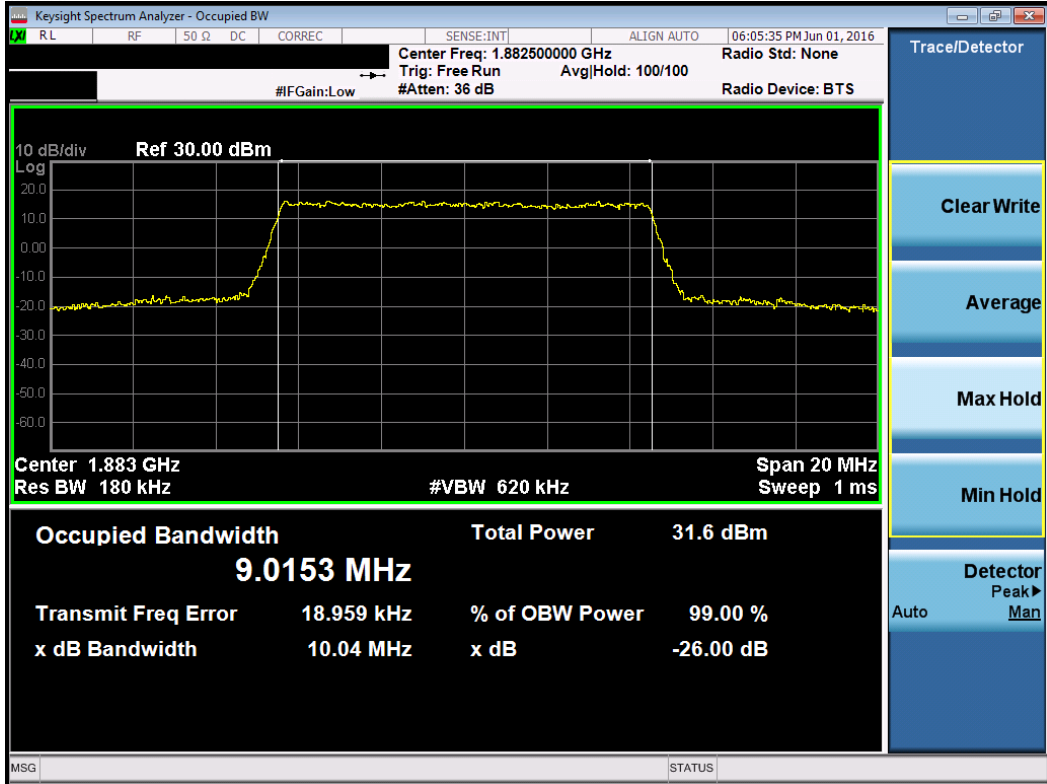


Plot 7-35. Occupied Bandwidth Plot (Band 25 – 5.0MHz QPSK – RB Size 25)

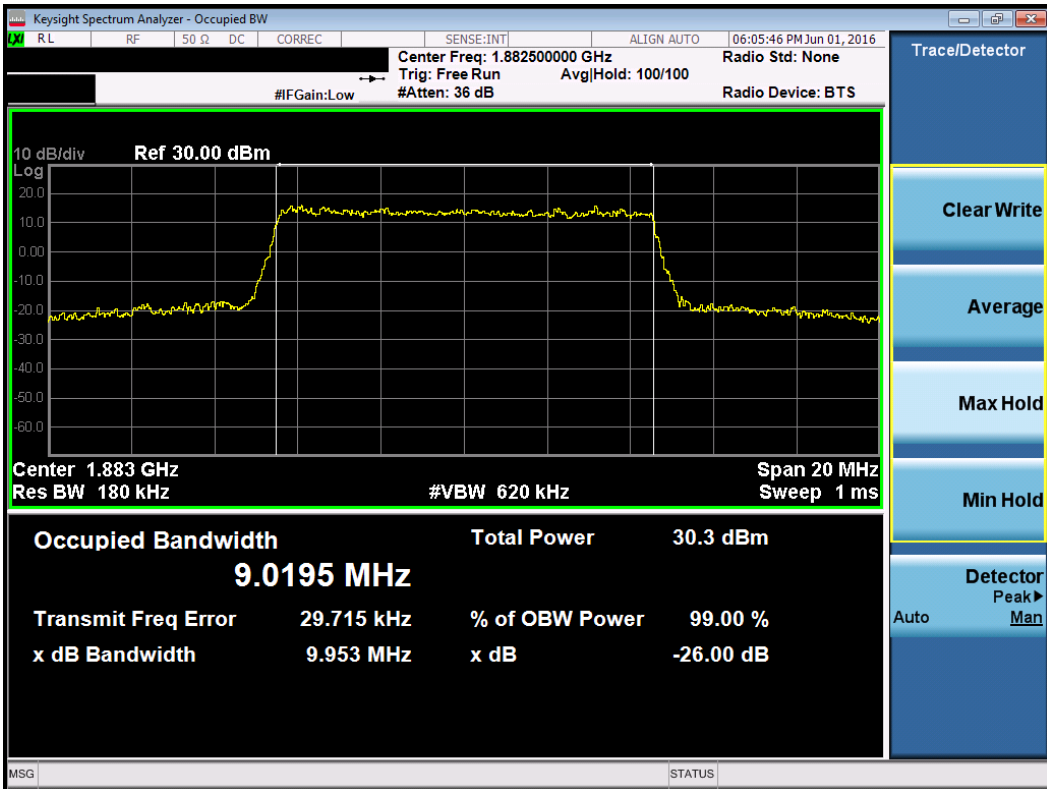


Plot 7-36. Occupied Bandwidth Plot (Band 25 – 5.0MHz 16-QAM – RB Size 25)

FCC ID: ZNFLS755	PCTEST ENGINEERING LABORATORY, INC.	FCC Pt. 22, 24, & 27 LTE MEASUREMENT REPORT (CERTIFICATION)	LG	Reviewed by: Quality Manager
Test Report S/N: 0Y1605310986.ZNF	Test Dates: May 31 - July 07, 2016	EUT Type: Portable Handset		Page 32 of 147

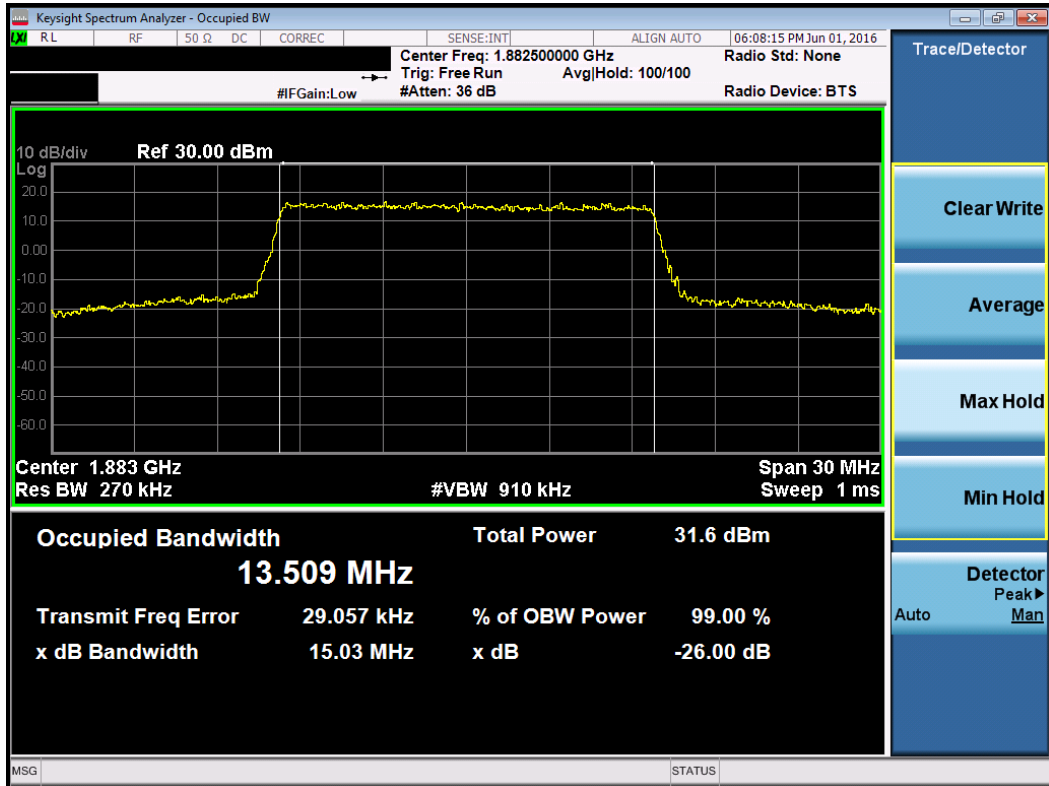


Plot 7-37. Occupied Bandwidth Plot (Band 25 – 10.0MHz QPSK – RB Size 50)

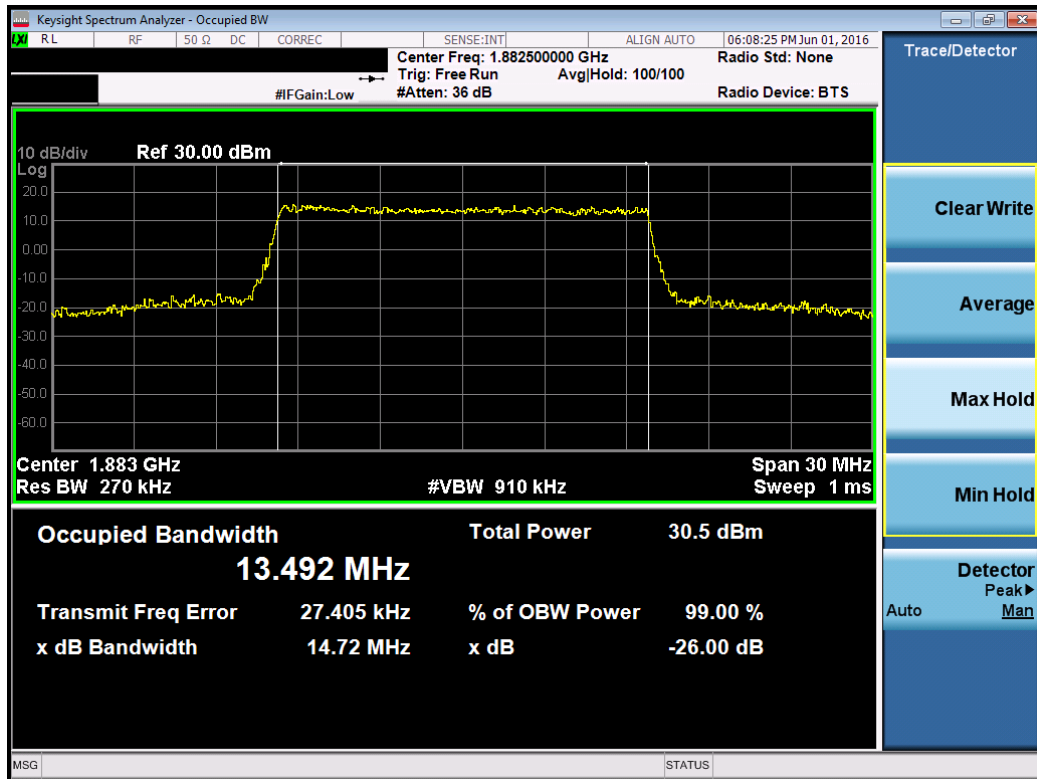


Plot 7-38. Occupied Bandwidth Plot (Band 25 – 10.0MHz 16-QAM – RB Size 50)

FCC ID: ZNFLS755	PCTEST ENGINEERING LABORATORY, INC.	FCC Pt. 22, 24, & 27 LTE MEASUREMENT REPORT (CERTIFICATION)	LG	Reviewed by: Quality Manager
Test Report S/N: 0Y1605310986.ZNF	Test Dates: May 31 - July 07, 2016	EUT Type: Portable Handset	Page 33 of 147	

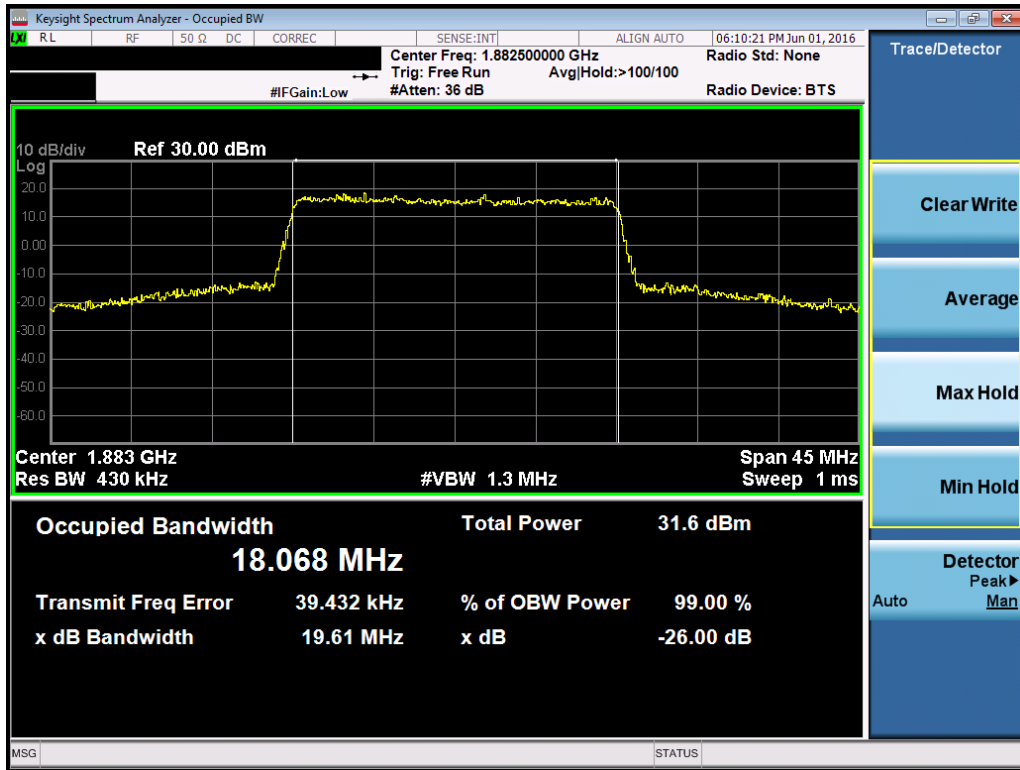


Plot 7-39. Occupied Bandwidth Plot (Band 25 – 15.0MHz QPSK – RB Size 75)

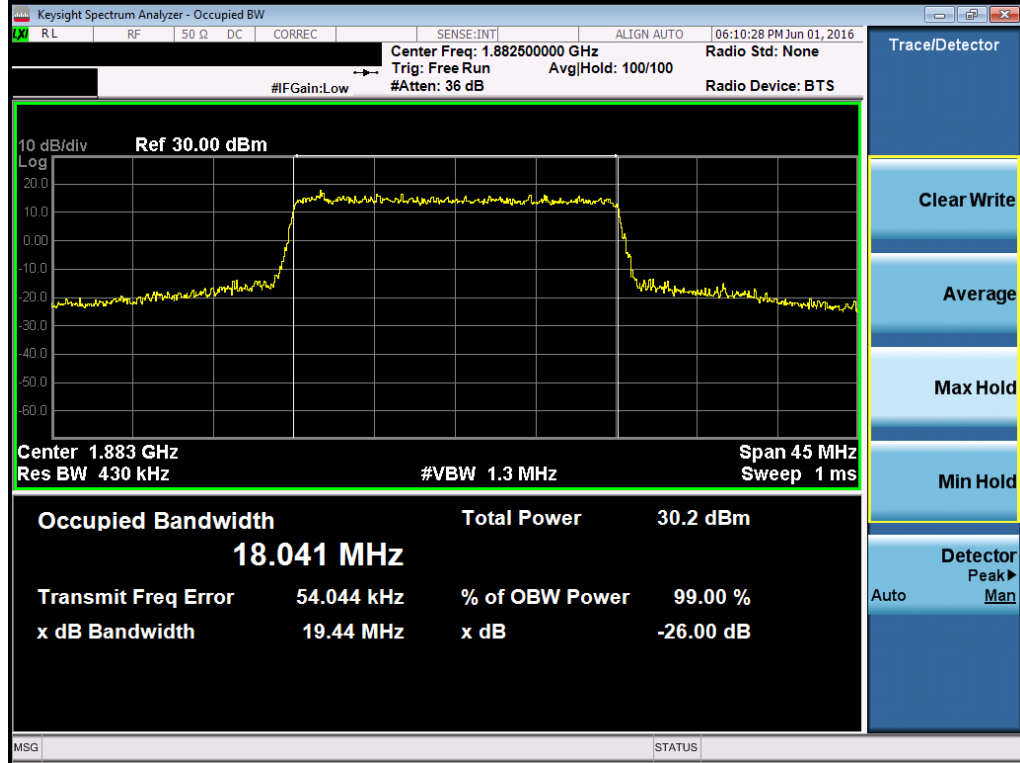


FCC ID: ZNFLS755	PCTEST ENGINEERING LABORATORY, INC.	FCC Pt. 22, 24, & 27 LTE MEASUREMENT REPORT (CERTIFICATION)	LG	Reviewed by: Quality Manager
Test Report S/N: 0Y1605310986.ZNF	Test Dates: May 31 - July 07, 2016	EUT Type: Portable Handset		Page 34 of 147

Plot 7-40. Occupied Bandwidth Plot (Band 25 – 15.0MHz 16-QAM – RB Size 75)

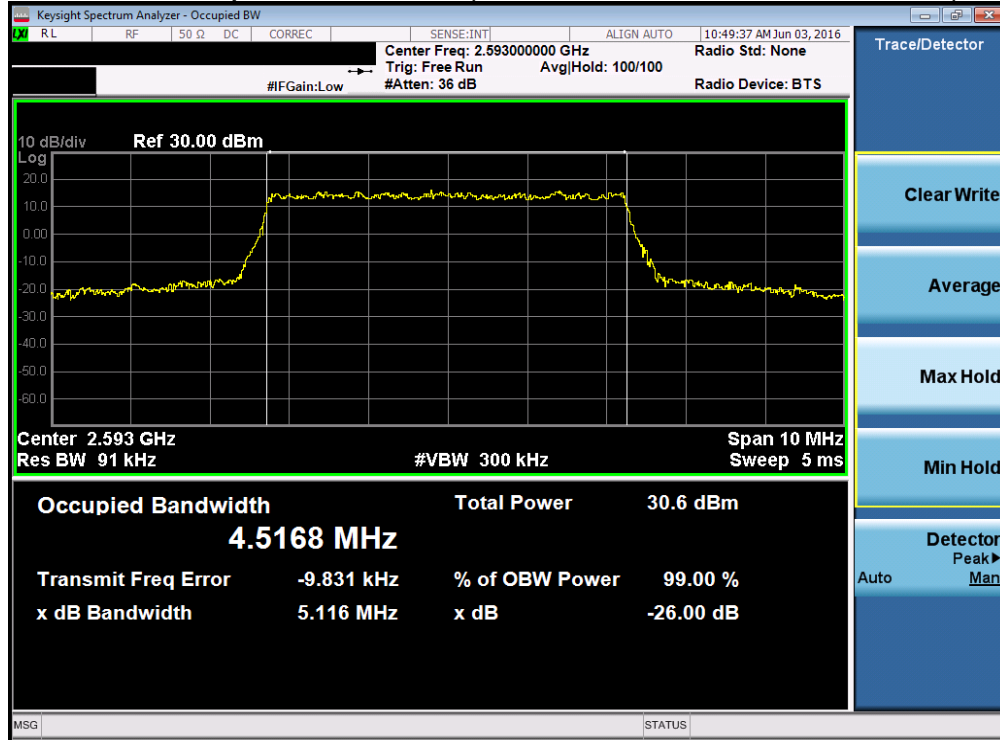


Plot 7-41. Occupied Bandwidth Plot (Band 25 – 20.0MHz QPSK – RB Size 100)

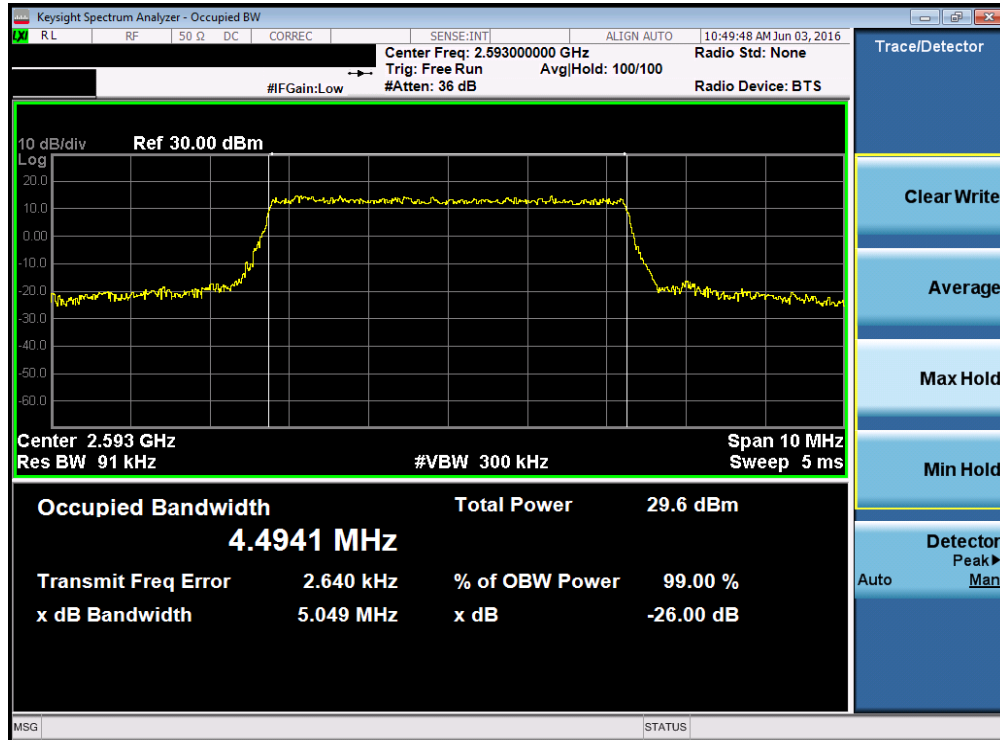


FCC ID: ZNFLS755	PCTEST ENGINEERING LABORATORY, INC.	FCC Pt. 22, 24, & 27 LTE MEASUREMENT REPORT (CERTIFICATION)	LG	Reviewed by: Quality Manager
Test Report S/N: 0Y1605310986.ZNF	Test Dates: May 31 - July 07, 2016	EUT Type: Portable Handset		Page 35 of 147

Plot 7-42. Occupied Bandwidth Plot (Band 25 – 20.0MHz 16-QAM – RB Size 100)

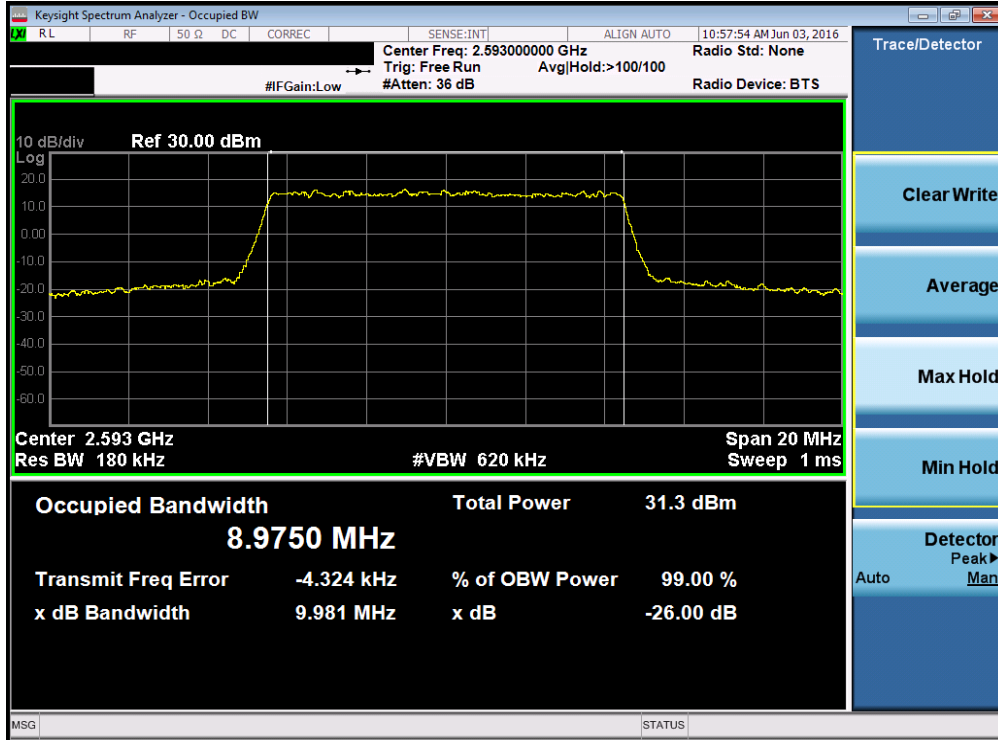


Plot 7-43. Occupied Bandwidth Plot (Band 41 – 5.0MHz QPSK – RB Size 25)

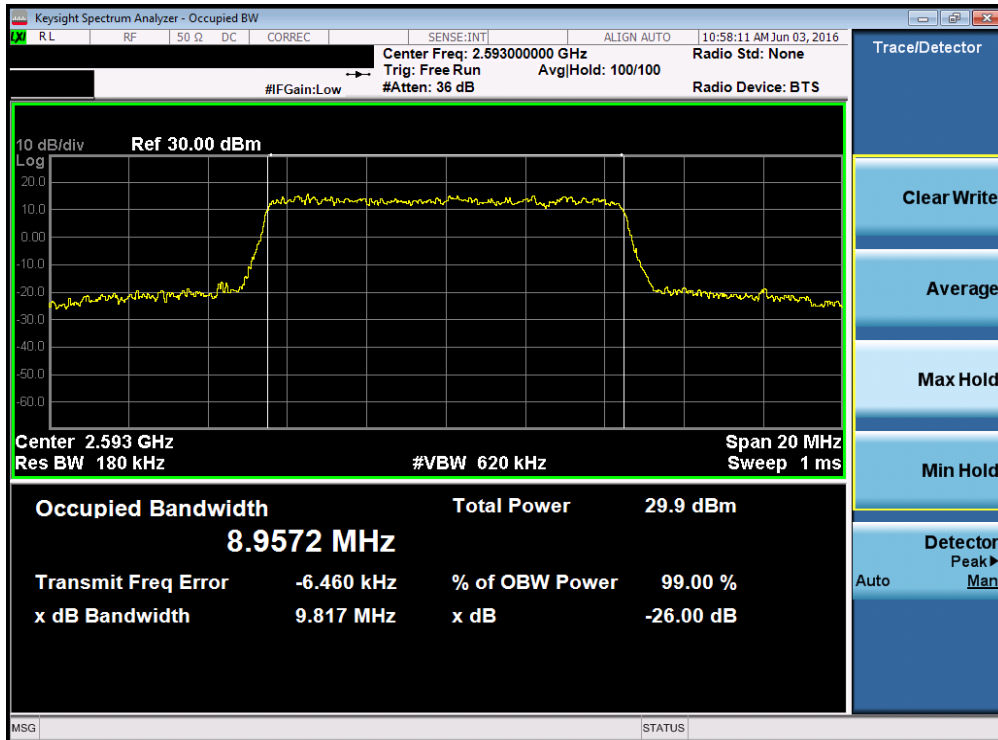


Plot 7-44. Occupied Bandwidth Plot (Band 41 – 5.0MHz 16-QAM – RB Size 25)

FCC ID: ZNFLS755		FCC Pt. 22, 24, & 27 LTE MEASUREMENT REPORT (CERTIFICATION)		Reviewed by: Quality Manager
Test Report S/N: 0Y1605310986.ZNF	Test Dates: May 31 - July 07, 2016	EUT Type: Portable Handset		Page 36 of 147

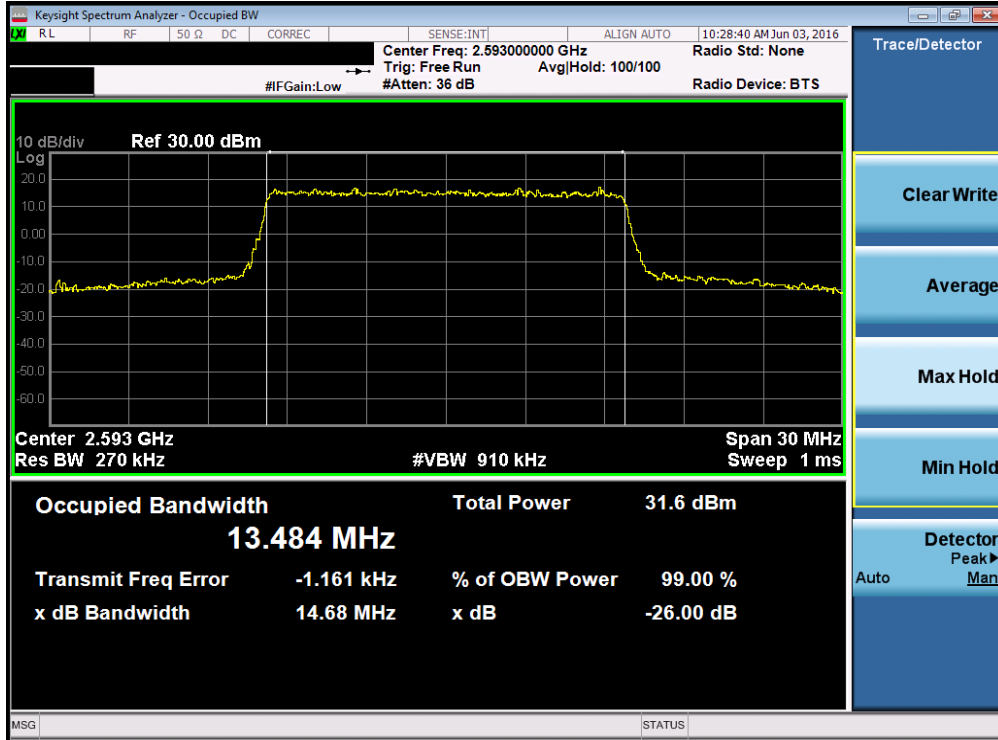


Plot 7-45. Occupied Bandwidth Plot (Band 41 – 10.0MHz QPSK – RB Size 50)

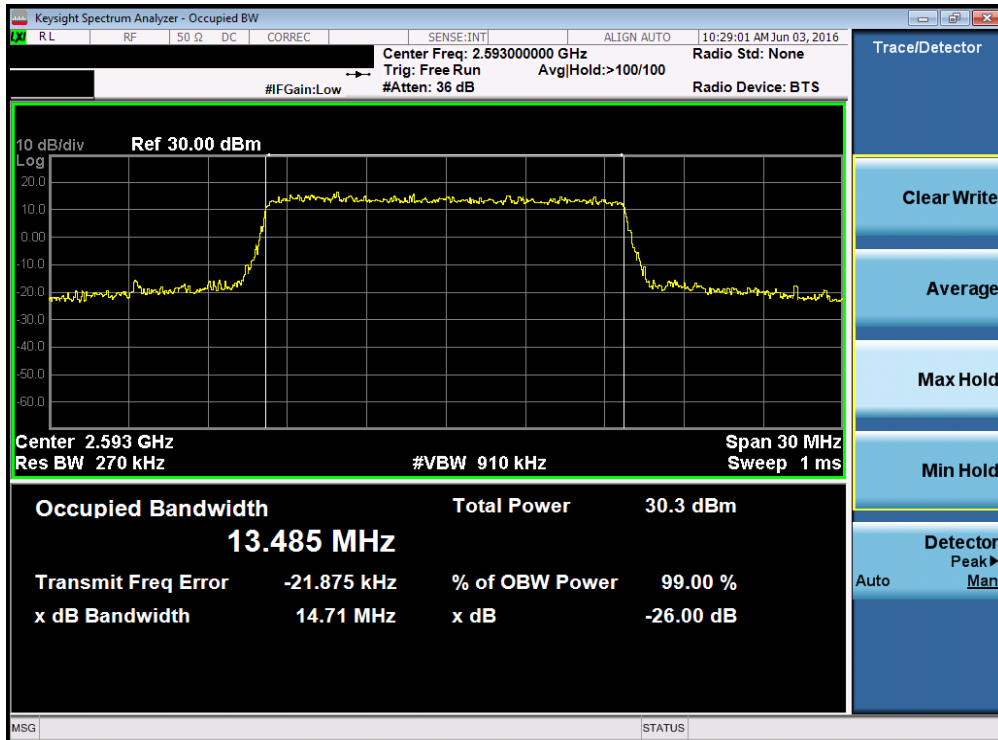


Plot 7-46. Occupied Bandwidth Plot (Band 41 – 10.0MHz 16-QAM – RB Size 50)

FCC ID: ZNFLS755	PCTEST ENGINEERING LABORATORY, INC.	FCC Pt. 22, 24, & 27 LTE MEASUREMENT REPORT (CERTIFICATION)	LG	Reviewed by: Quality Manager
Test Report S/N: 0Y1605310986.ZNF	Test Dates: May 31 - July 07, 2016	EUT Type: Portable Handset		Page 37 of 147

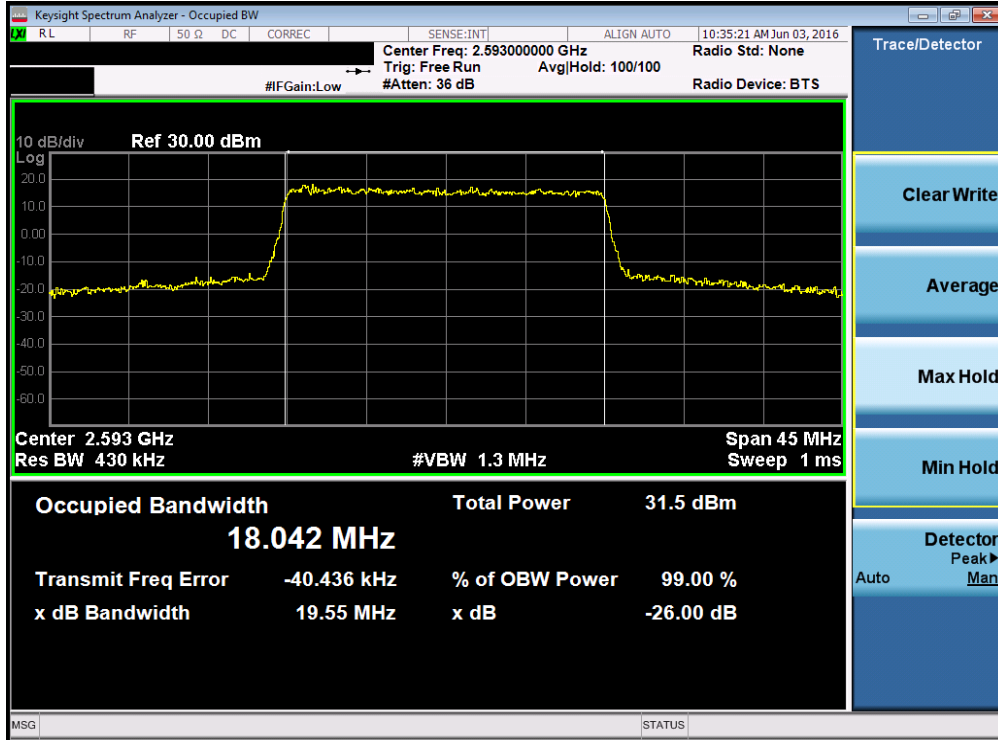


Plot 7-47. Occupied Bandwidth Plot (Band 41 – 15.0MHz QPSK – RB Size 75)

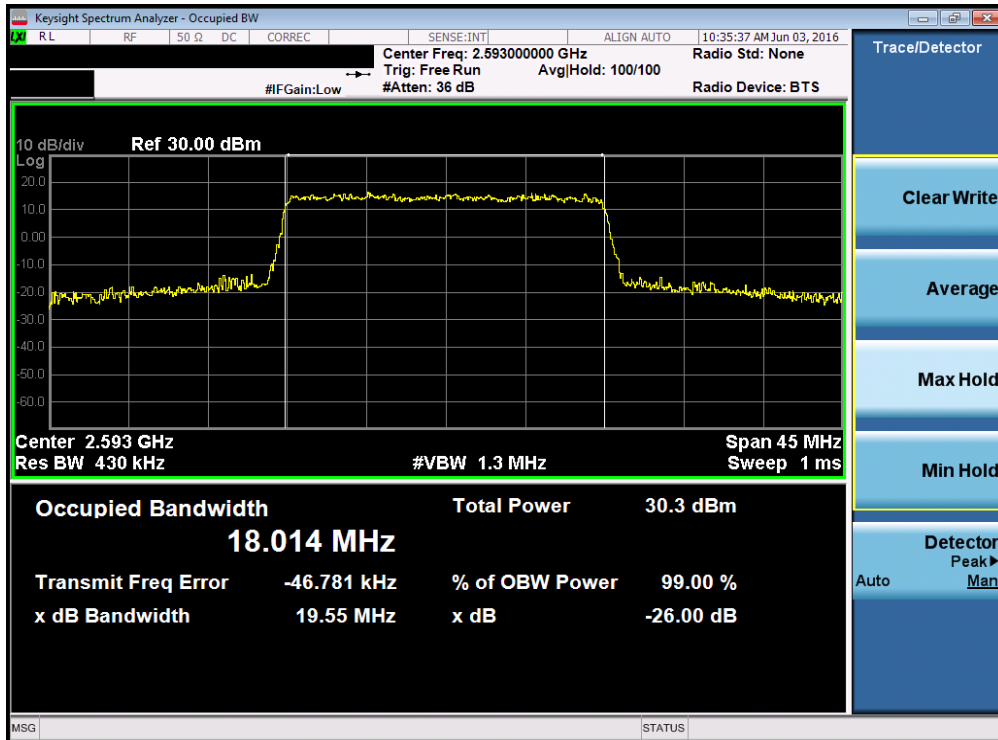


Plot 7-48. Occupied Bandwidth Plot (Band 41 – 15.0MHz 16-QAM – RB Size 75)

FCC ID: ZNFLS755		FCC Pt. 22, 24, & 27 LTE MEASUREMENT REPORT (CERTIFICATION)		Reviewed by: Quality Manager
Test Report S/N: 0Y1605310986.ZNF	Test Dates: May 31 - July 07, 2016	EUT Type: Portable Handset		Page 38 of 147



Plot 7-49. Occupied Bandwidth Plot (Band 41 – 20.0MHz QPSK – RB Size 100)



Plot 7-50. Occupied Bandwidth Plot (Band 41 – 20.0MHz 16-QAM – RB Size 100)

FCC ID: ZNFLS755		FCC Pt. 22, 24, & 27 LTE MEASUREMENT REPORT (CERTIFICATION)		Reviewed by: Quality Manager
Test Report S/N: 0Y1605310986.ZNF	Test Dates: May 31 - July 07, 2016	EUT Type: Portable Handset		Page 39 of 147

7.3 Spurious and Harmonic Emissions at Antenna Terminal

§2.1051 §22.917(a) §24.238(a) §27.53(g) §27.53(h) §27.53(m)

Test Overview

The level of the carrier and the various conducted spurious and harmonic frequencies is measured by means of a calibrated spectrum analyzer. The spectrum is scanned from the lowest frequency generated in the equipment up to a frequency including its 10th harmonic. All out of band emissions are measured with a spectrum analyzer connected to the antenna terminal of the EUT while the EUT is operating at its maximum duty cycle, at maximum power, and at the appropriate frequencies. All data rates were investigated to determine the worst case configuration. All modes of operation were investigated and the worst case configuration results are reported in this section.

For Band 41, the minimum permissible attenuation level of any spurious emission is $55 + \log_{10}(P_{[Watts]})$.

The minimum permissible attenuation level of any spurious emission is $43 + \log_{10}(P_{[Watts]})$, where P is the transmitter power in Watts.

Test Procedure Used

KDB 971168 v02r02 – Section 6.0

Test Settings

1. Start frequency was set to 30MHz and stop frequency was set to at least 10 * the fundamental frequency (separated into at least two plots per channel)
2. Detector = RMS
3. Trace mode = trace average for continuous emissions, max hold for pulse emissions
4. Sweep time = auto couple
5. The trace was allowed to stabilize
6. Please see test notes below for RBW and VBW settings

Test Setup

The EUT and measurement equipment were set up as shown in the diagram below.

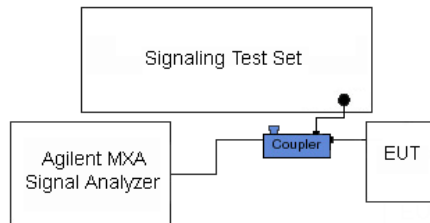


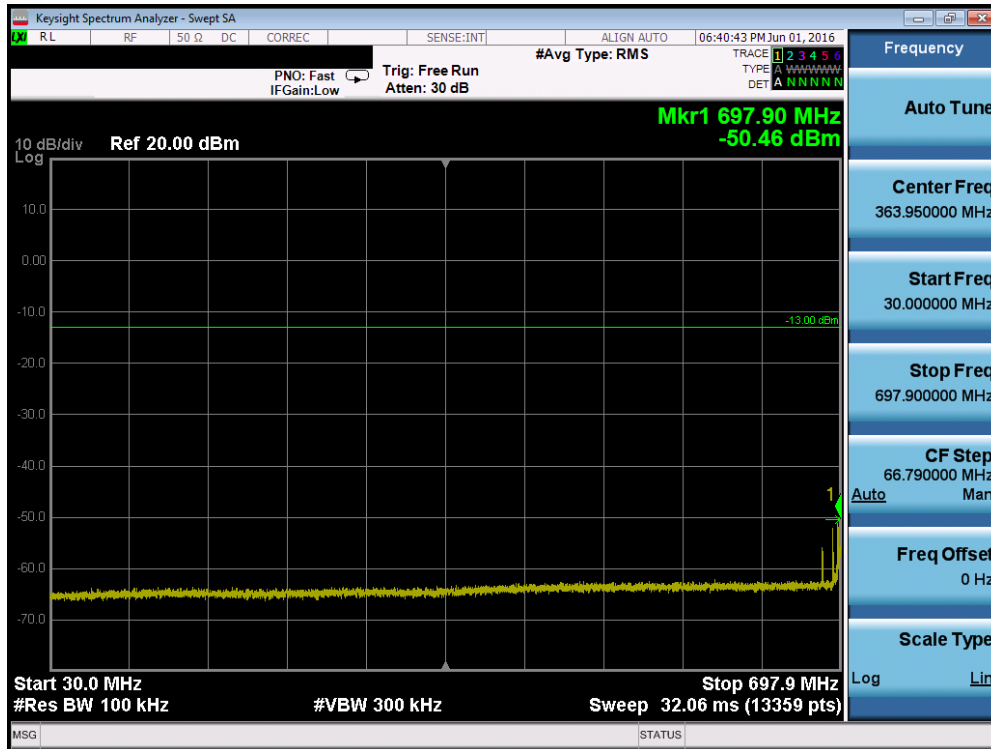


Figure 7-2. Test Instrument & Measurement Setup

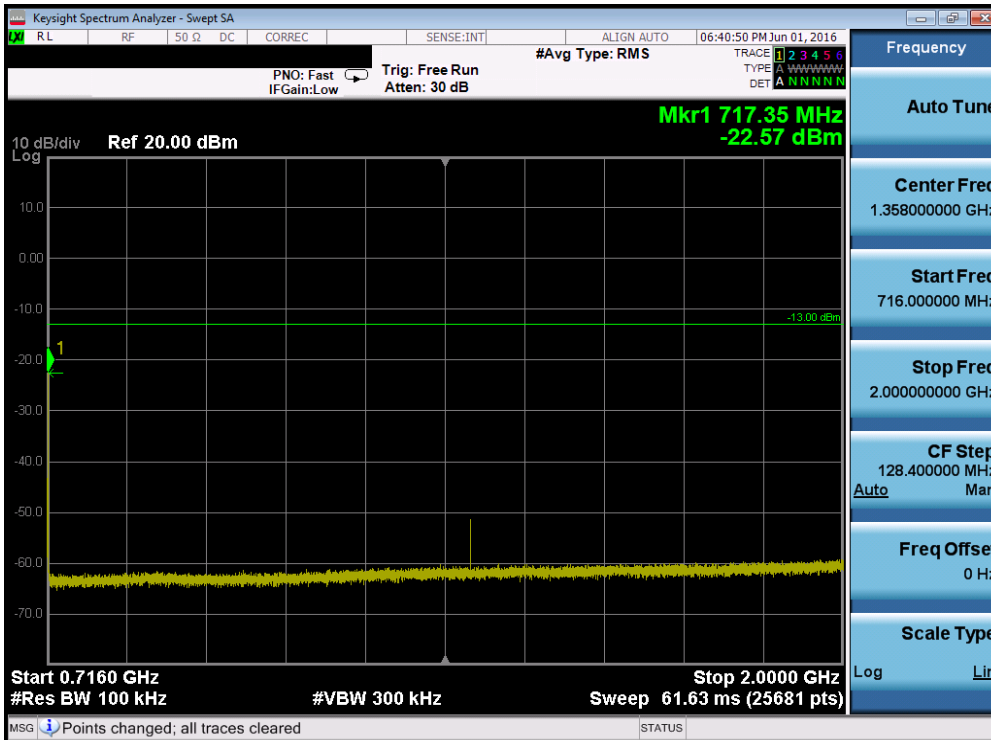
Test Notes

Compliance with the applicable limits is based on the use of measurement instrumentation employing a resolution bandwidth of 100 kHz or greater for frequencies less than 1 GHz and 1 MHz or greater for frequencies greater than 1 GHz. However, in the 1 MHz bands immediately outside and adjacent to the frequency block a resolution bandwidth of at least one percent of the emission bandwidth of the fundamental emission of the transmitter may be employed. The emission bandwidth is defined as the width of the signal between two points, one below the carrier center frequency and one above the carrier center frequency, outside of which all emission are attenuated at least 26 dB below the transmitter power.

FCC ID: ZNFLS755	 PCTEST ENGINEERING LABORATORY, INC.	FCC Pt. 22, 24, & 27 LTE MEASUREMENT REPORT (CERTIFICATION)		Reviewed by: Quality Manager
Test Report S/N: 0Y1605310986.ZNF	Test Dates: May 31 - July 07, 2016	EUT Type: Portable Handset		Page 40 of 147

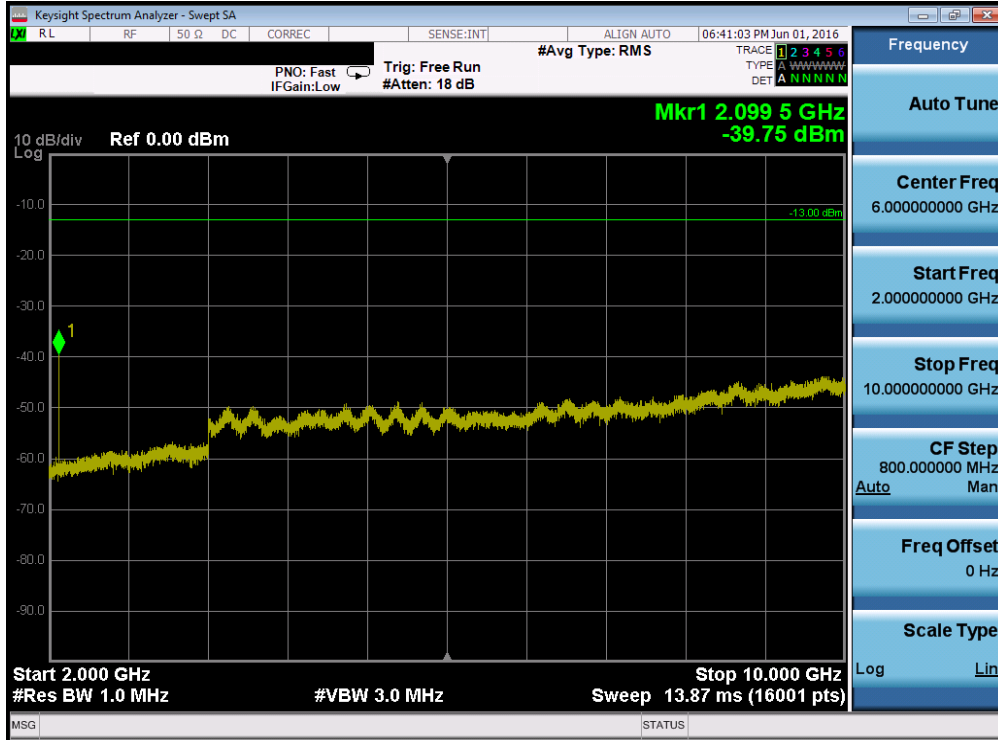


Plot 7-51. Conducted Spurious Plot (Band 12 – 10.0MHz QPSK – RB Size 1, RB Offset 0– Low Channel)

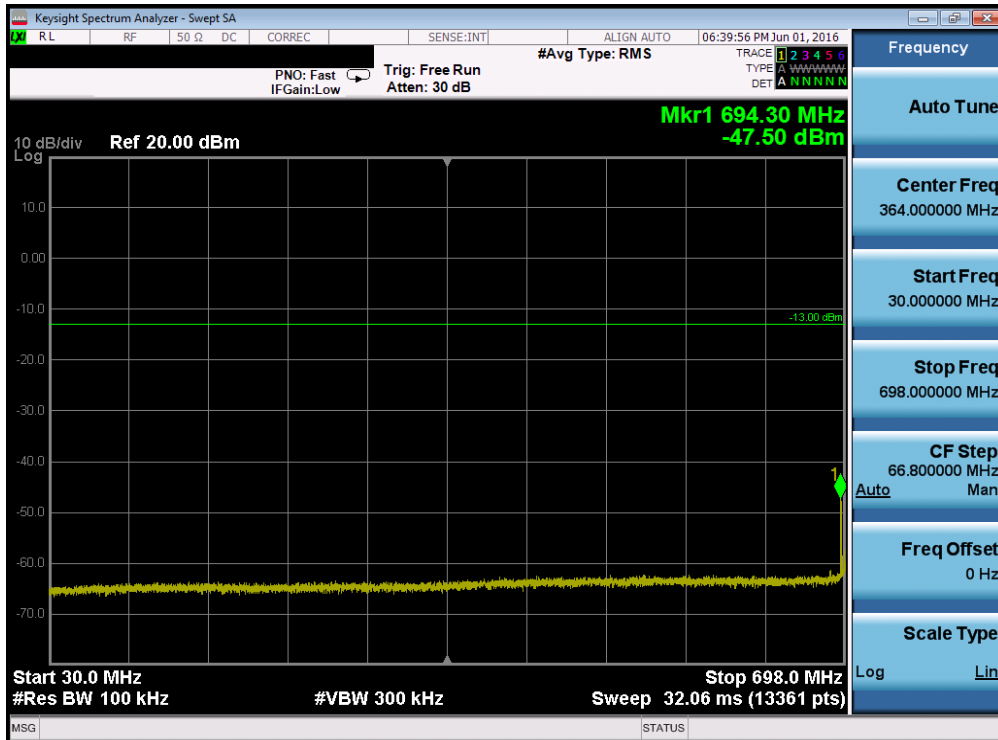


Plot 7-52. Conducted Spurious Plot (Band 12 – 10.0MHz QPSK – RB Size 1, RB Offset 0 – Low Channel)

FCC ID: ZNFLS755	PCTEST ENGINEERING LABORATORY, INC.	FCC Pt. 22, 24, & 27 LTE MEASUREMENT REPORT (CERTIFICATION)	LG	Reviewed by: Quality Manager
Test Report S/N: 0Y1605310986.ZNF	Test Dates: May 31 - July 07, 2016	EUT Type: Portable Handset		Page 41 of 147

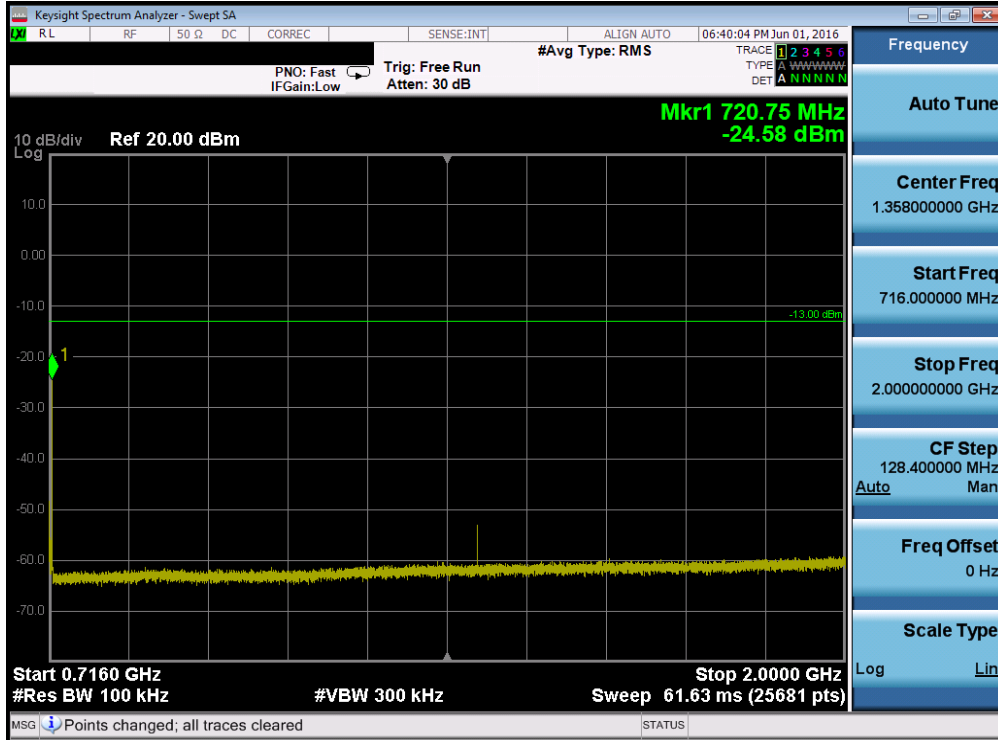


Plot 7-53. Conducted Spurious Plot (Band 12 – 10.0MHz QPSK – RB Size 1, RB Offset 0 – Low Channel)

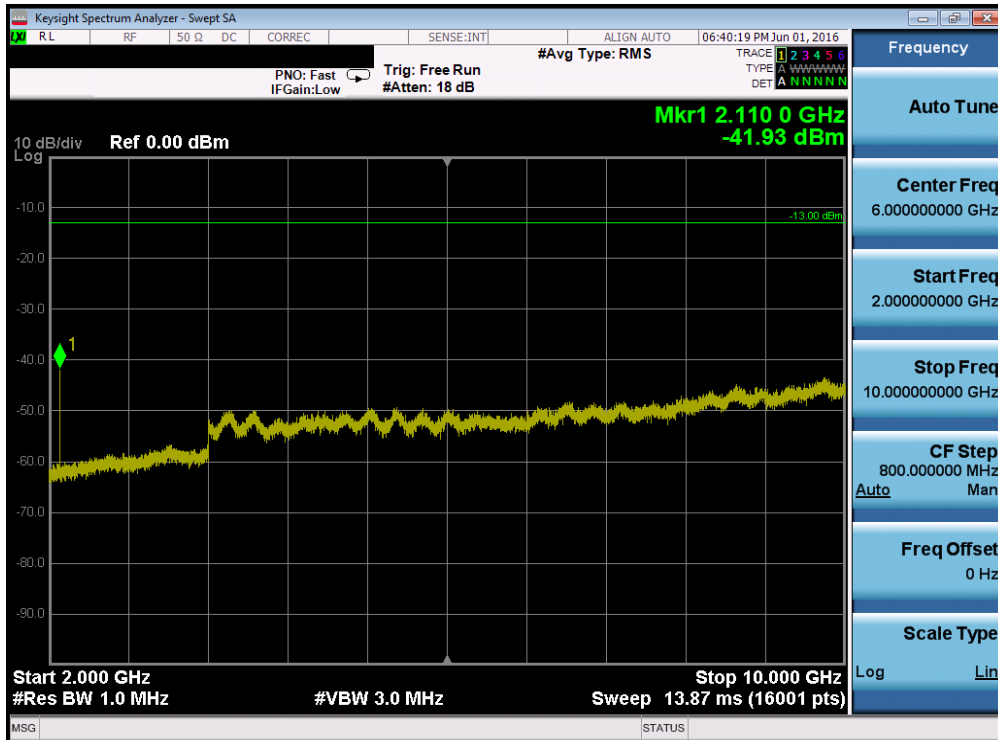


Plot 7-54. Conducted Spurious Plot (Band 12 – 10.0MHz QPSK – RB Size 1, RB Offset 0 – Mid Channel)

FCC ID: ZNFLS755	PCTEST ENGINEERING LABORATORY, INC.	FCC Pt. 22, 24, & 27 LTE MEASUREMENT REPORT (CERTIFICATION)	LG	Reviewed by: Quality Manager
Test Report S/N: 0Y1605310986.ZNF	Test Dates: May 31 - July 07, 2016	EUT Type: Portable Handset		Page 42 of 147

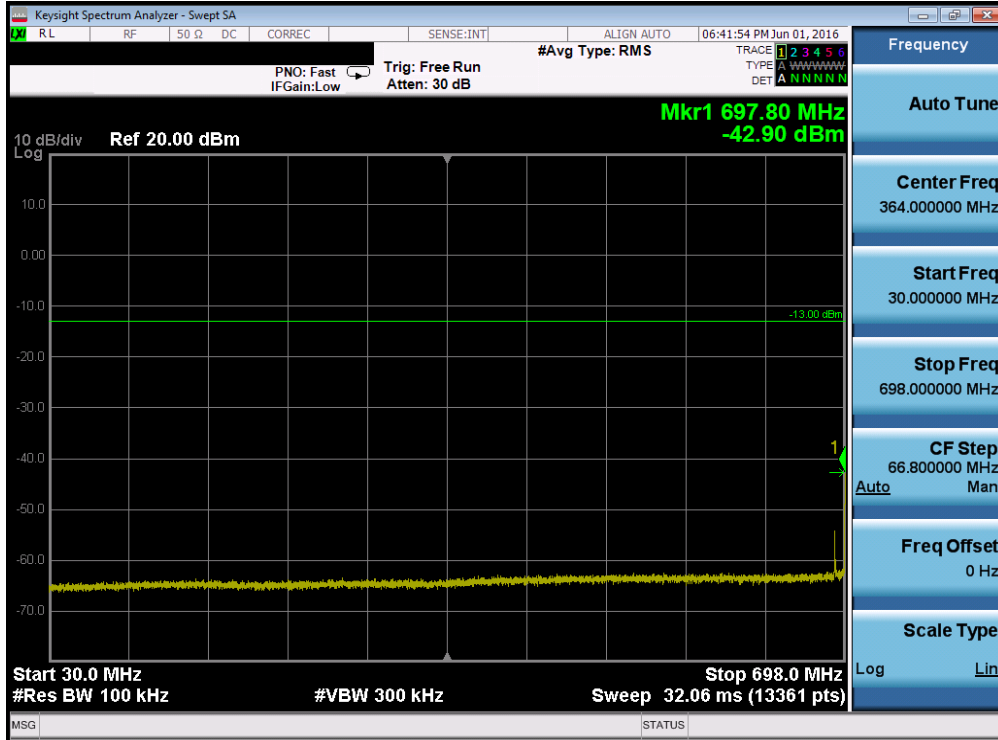


Plot 7-55. Conducted Spurious Plot (Band 12 – 10.0MHz QPSK – RB Size 1, RB Offset 0 – Mid Channel)

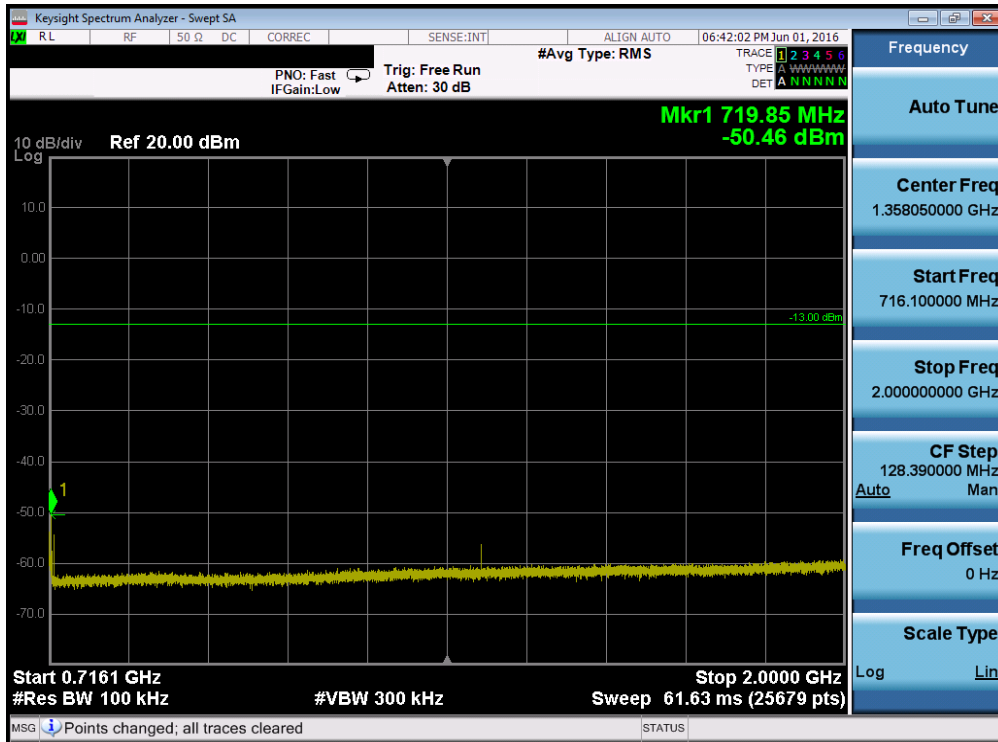


Plot 7-56. Conducted Spurious Plot (Band 12 – 10.0MHz QPSK – RB Size 1, RB Offset 0 – Mid Channel)

FCC ID: ZNFLS755	PCTEST ENGINEERING LABORATORY, INC.	FCC Pt. 22, 24, & 27 LTE MEASUREMENT REPORT (CERTIFICATION)	LG	Reviewed by: Quality Manager
Test Report S/N: 0Y1605310986.ZNF	Test Dates: May 31 - July 07, 2016	EUT Type: Portable Handset		Page 43 of 147

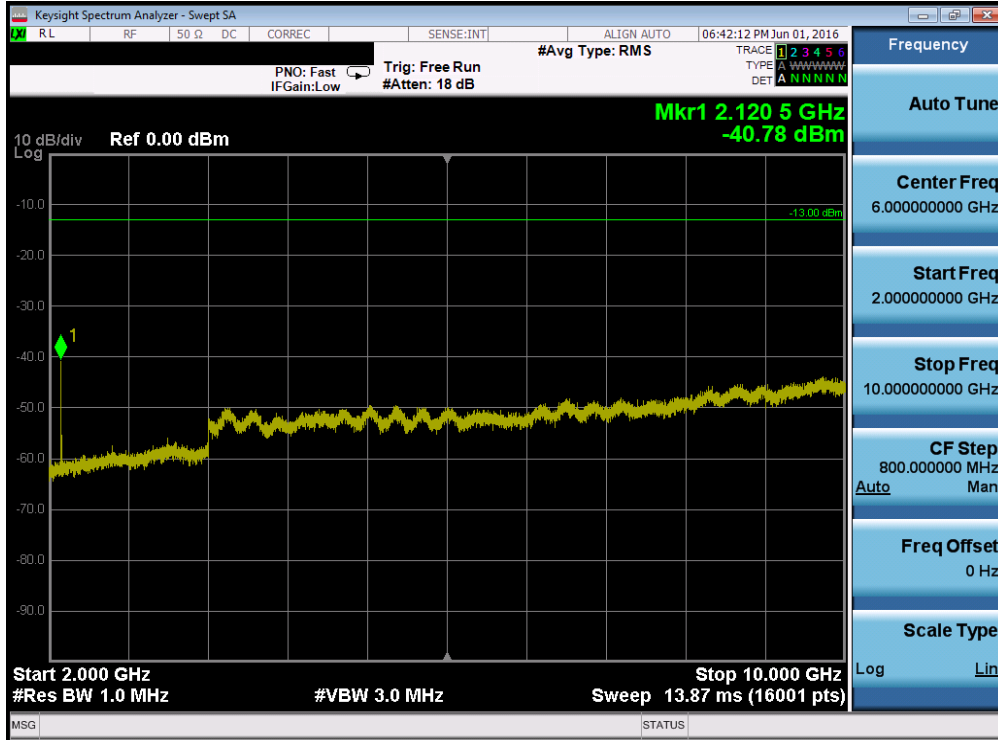


Plot 7-57. Conducted Spurious Plot (Band 12 – 10.0MHz QPSK – RB Size 1, RB Offset 0 – High Channel)

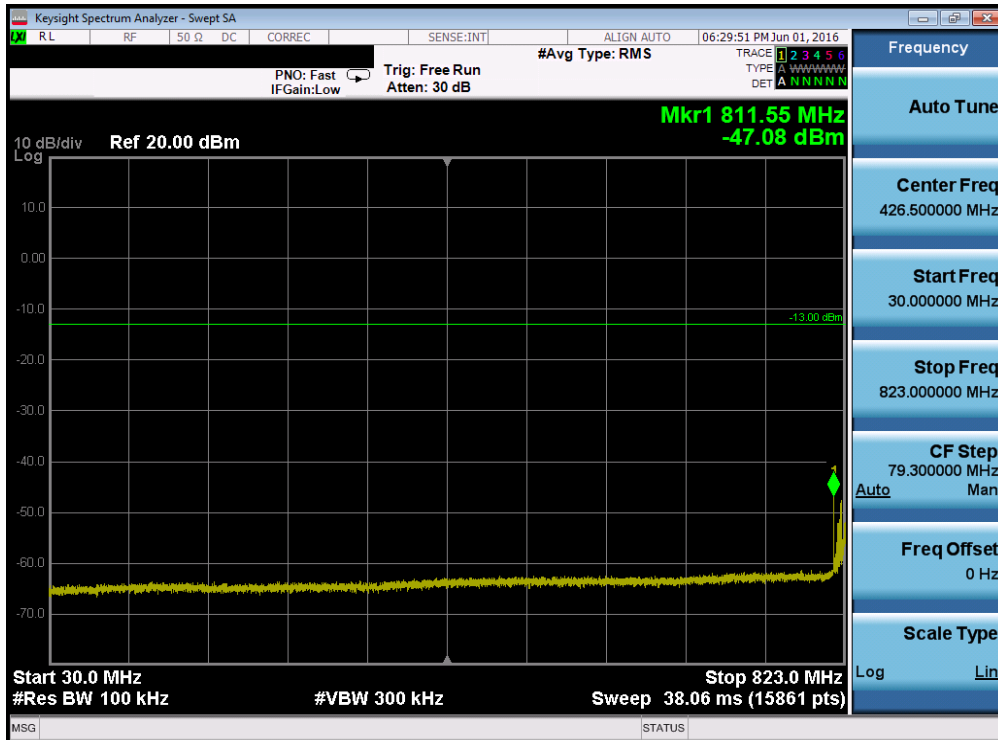


Plot 7-58. Conducted Spurious Plot (Band 12 – 10.0MHz QPSK – RB Size 1, RB Offset 0 – High Channel)

FCC ID: ZNFLS755	PCTEST ENGINEERING LABORATORY, INC.	FCC Pt. 22, 24, & 27 LTE MEASUREMENT REPORT (CERTIFICATION)	LG	Reviewed by: Quality Manager
Test Report S/N: 0Y1605310986.ZNF	Test Dates: May 31 - July 07, 2016	EUT Type: Portable Handset		Page 44 of 147

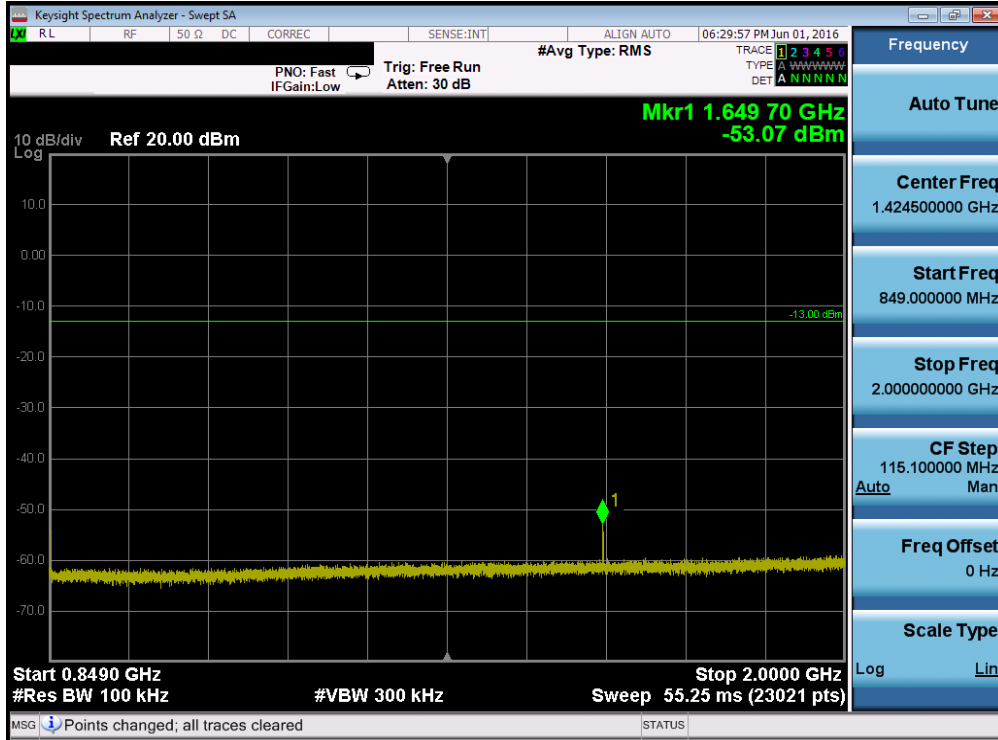


Plot 7-59. Conducted Spurious Plot (Band 12 – 10.0MHz QPSK – RB Size 1, RB Offset 0 – High Channel)

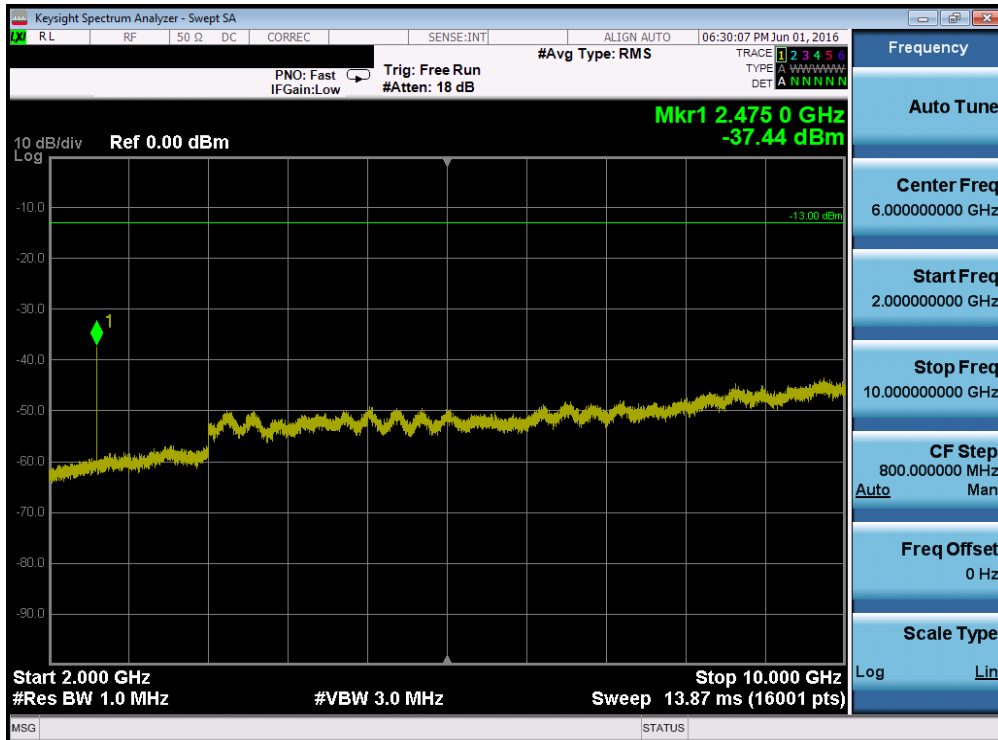


Plot 7-60. Conducted Spurious Plot (Band 26 – 15.0MHz QPSK – RB Size 1, RB Offset 0 – Low Channel)

FCC ID: ZNFLS755	PCTEST ENGINEERING LABORATORY, INC.	FCC Pt. 22, 24, & 27 LTE MEASUREMENT REPORT (CERTIFICATION)	LG	Reviewed by: Quality Manager
Test Report S/N: 0Y1605310986.ZNF	Test Dates: May 31 - July 07, 2016	EUT Type: Portable Handset		Page 45 of 147

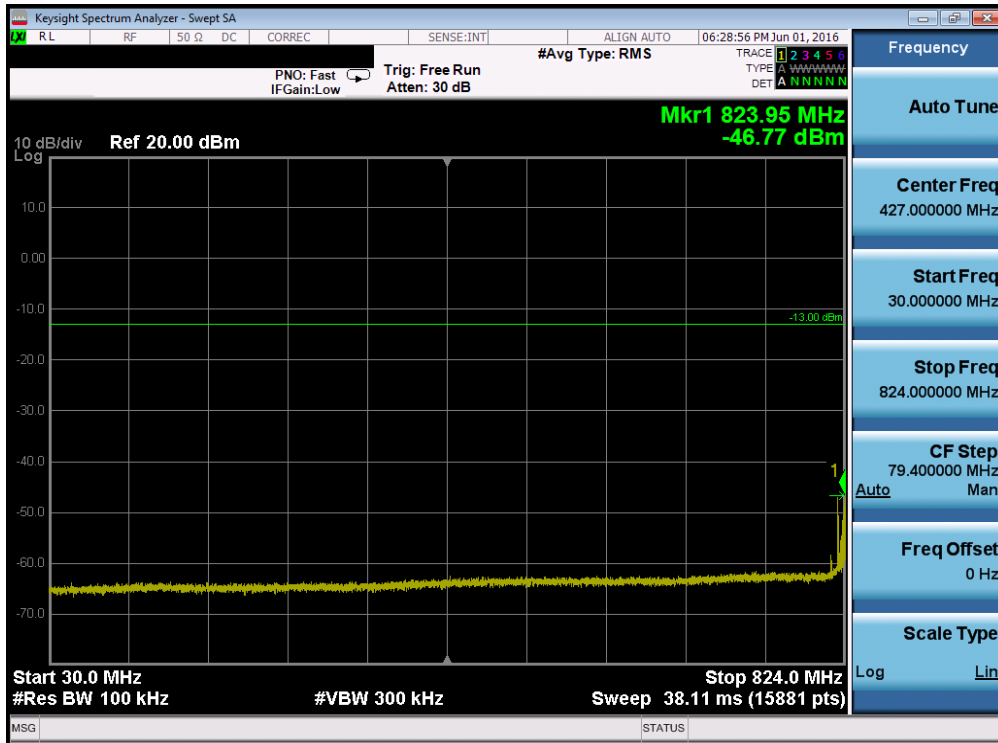


Plot 7-61. Conducted Spurious Plot (Band 26 – 15.0MHz QPSK – RB Size 1, RB Offset 0 – Low Channel)

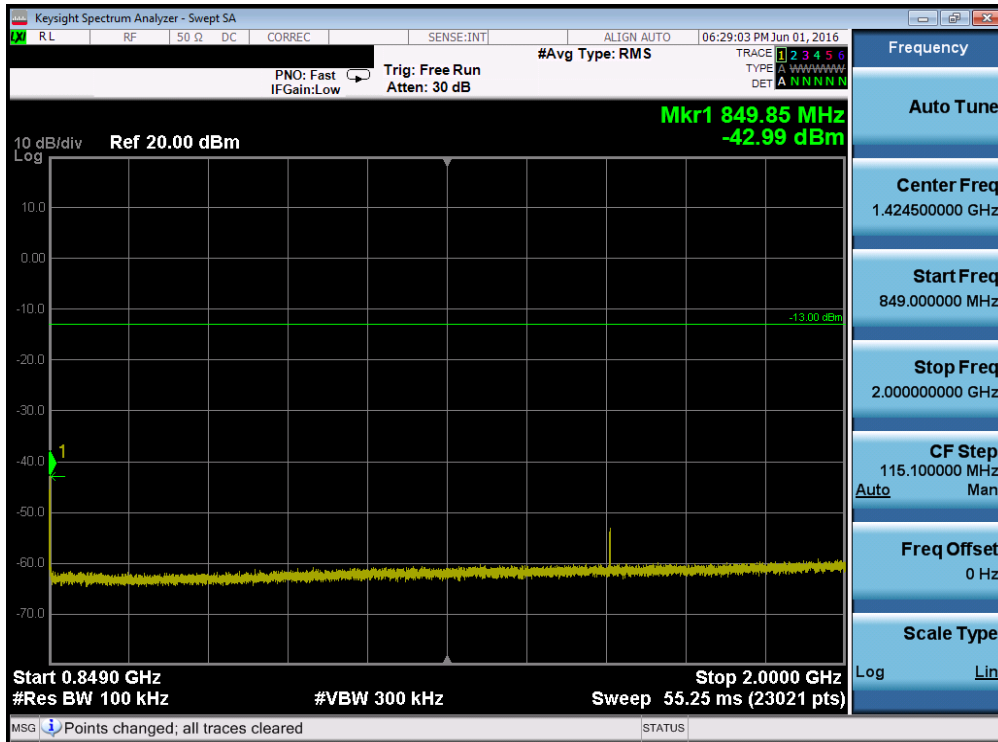


Plot 7-62. Conducted Spurious Plot (Band 26 – 15.0MHz QPSK – RB Size 1, RB Offset 0 – Low Channel)

FCC ID: ZNFLS755		FCC Pt. 22, 24, & 27 LTE MEASUREMENT REPORT (CERTIFICATION)		Reviewed by: Quality Manager
Test Report S/N: 0Y1605310986.ZNF	Test Dates: May 31 - July 07, 2016	EUT Type: Portable Handset		Page 46 of 147

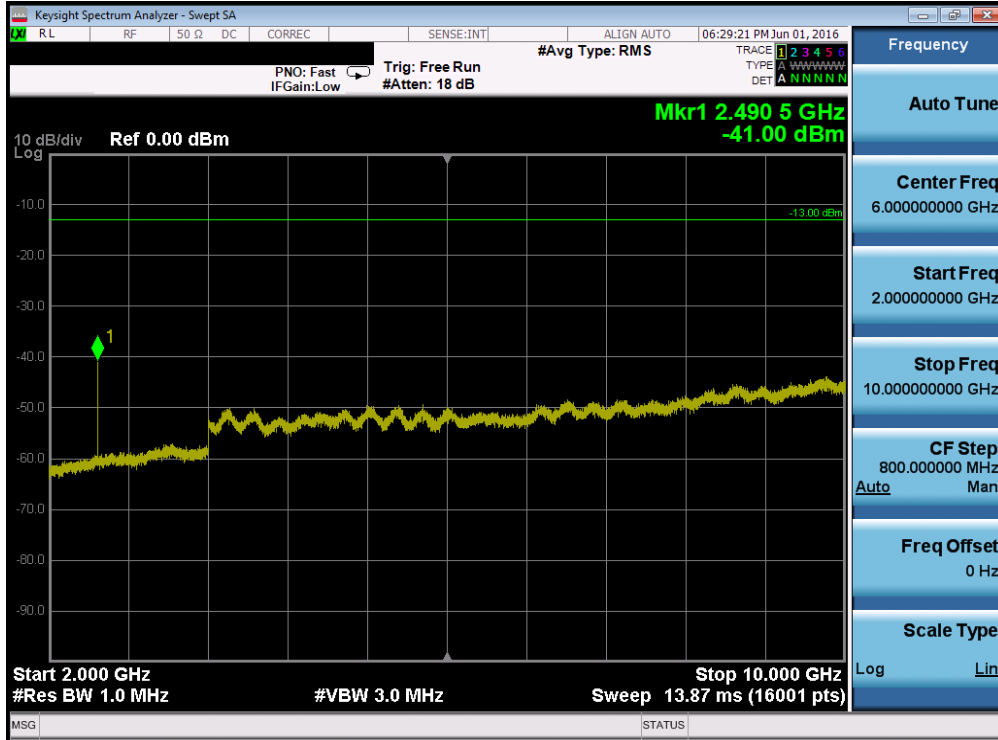


Plot 7-63. Conducted Spurious Plot (Band 26 – 15.0MHz QPSK – RB Size 1, RB Offset 0 – Mid Channel)

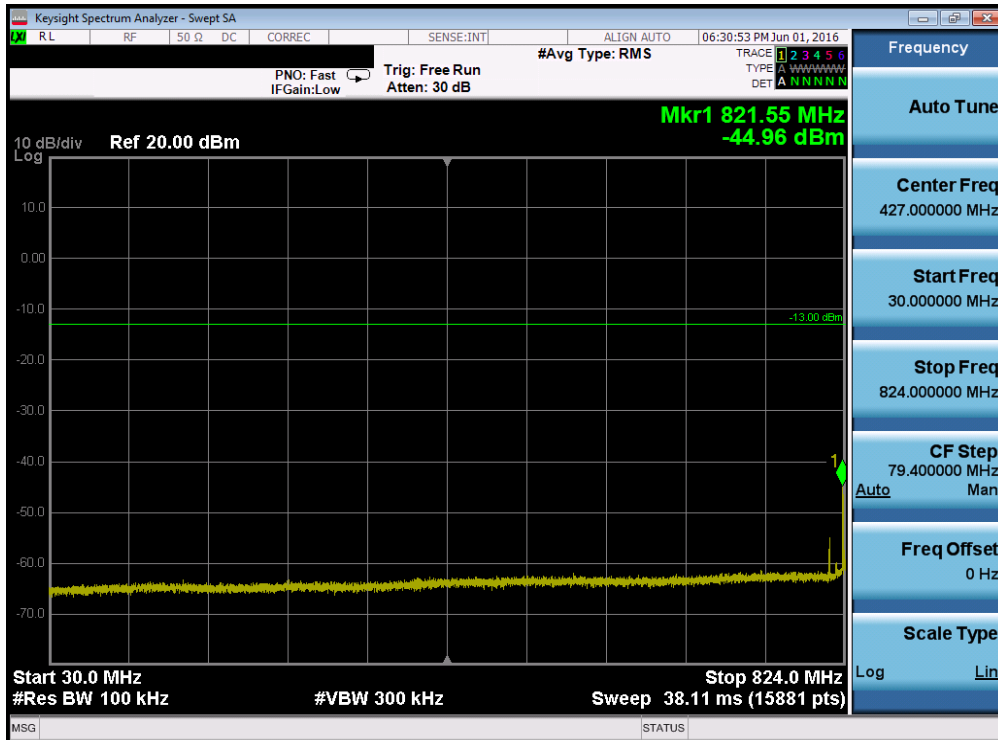


Plot 7-64. Conducted Spurious Plot (Band 26 – 15.0MHz QPSK – RB Size 1, RB Offset 0 – Mid Channel)

FCC ID: ZNFLS755		FCC Pt. 22, 24, & 27 LTE MEASUREMENT REPORT (CERTIFICATION)		Reviewed by: Quality Manager
Test Report S/N: 0Y1605310986.ZNF	Test Dates: May 31 - July 07, 2016	EUT Type: Portable Handset		Page 47 of 147

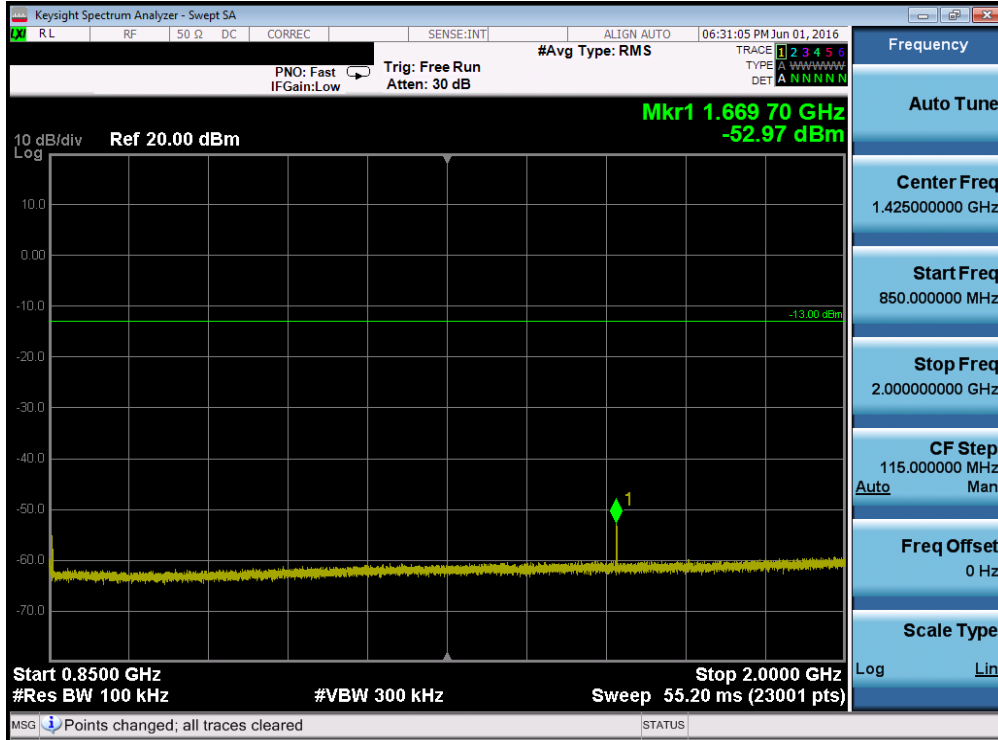


Plot 7-65. Conducted Spurious Plot (Band 26 – 15.0MHz QPSK – RB Size 1, RB Offset 0 – Mid Channel)

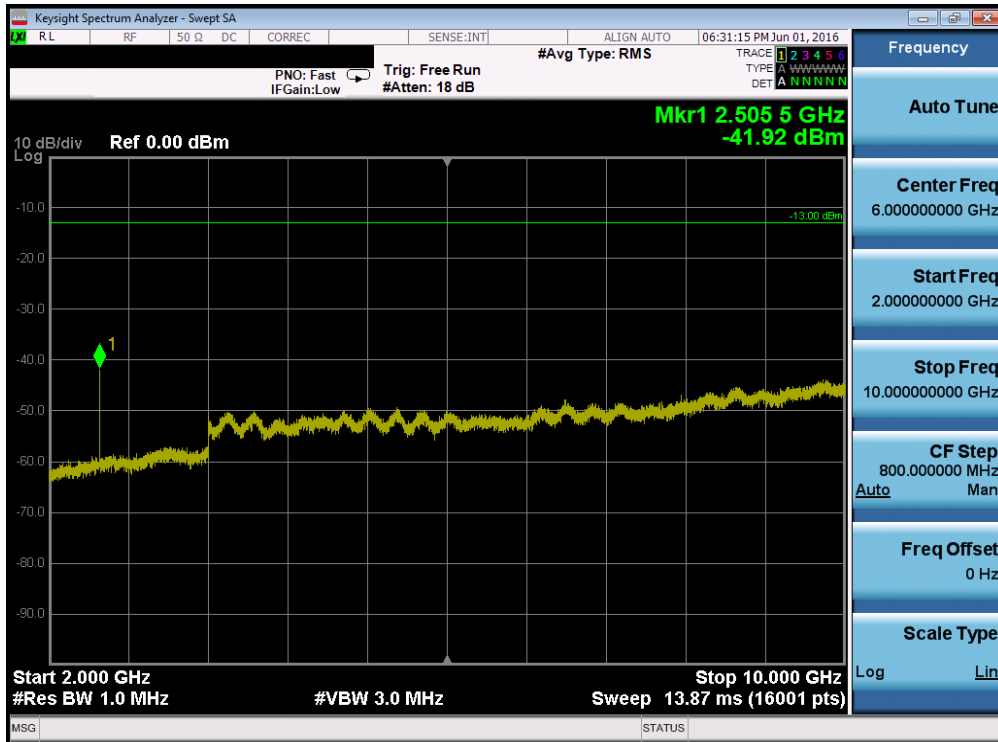


Plot 7-66. Conducted Spurious Plot (Band 26 – 15.0MHz QPSK – RB Size 1, RB Offset 0 – High Channel)

FCC ID: ZNFLS755	PCTEST ENGINEERING LABORATORY, INC.	FCC Pt. 22, 24, & 27 LTE MEASUREMENT REPORT (CERTIFICATION)	LG	Reviewed by: Quality Manager
Test Report S/N: 0Y1605310986.ZNF	Test Dates: May 31 - July 07, 2016	EUT Type: Portable Handset		Page 48 of 147

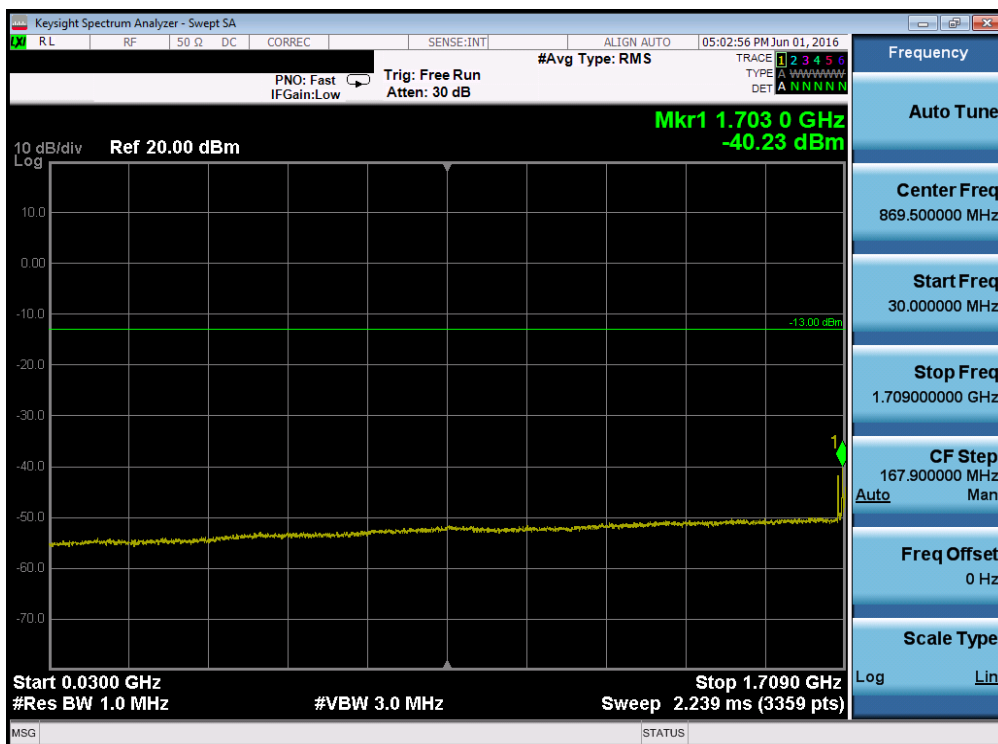


Plot 7-67. Conducted Spurious Plot (Band 26 – 15.0MHz QPSK – RB Size 1, RB Offset 0 – High Channel)

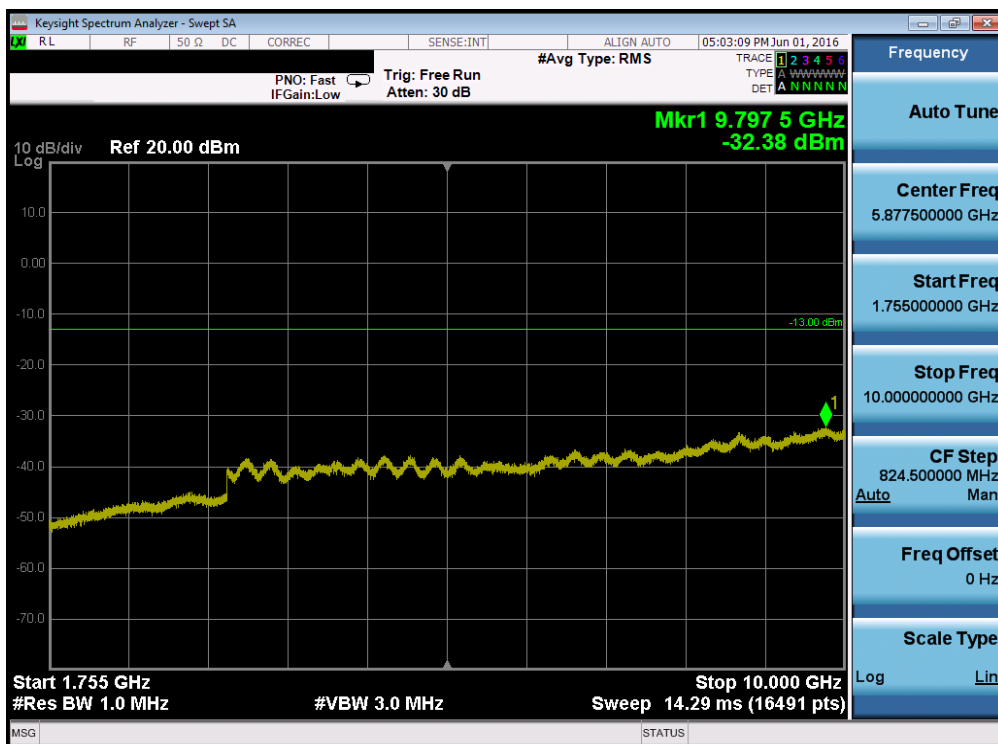


Plot 7-68. Conducted Spurious Plot (Band 26 – 15.0MHz QPSK – RB Size 1, RB Offset 0 – High Channel)

FCC ID: ZNFLS755	PCTEST ENGINEERING LABORATORY, INC.	FCC Pt. 22, 24, & 27 LTE MEASUREMENT REPORT (CERTIFICATION)	LG	Reviewed by: Quality Manager
Test Report S/N: 0Y1605310986.ZNF	Test Dates: May 31 - July 07, 2016	EUT Type: Portable Handset		Page 49 of 147

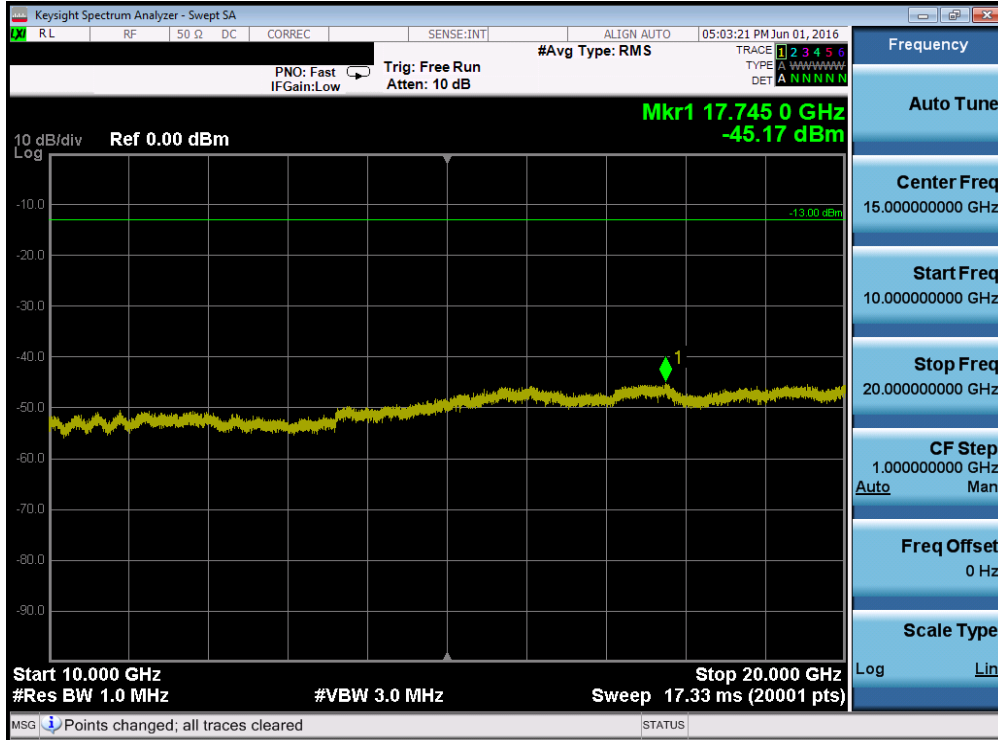


Plot 7-69. Conducted Spurious Plot (Band 4 – 20.0MHz QPSK – RB Size 1, RB Offset 0– Low Channel)

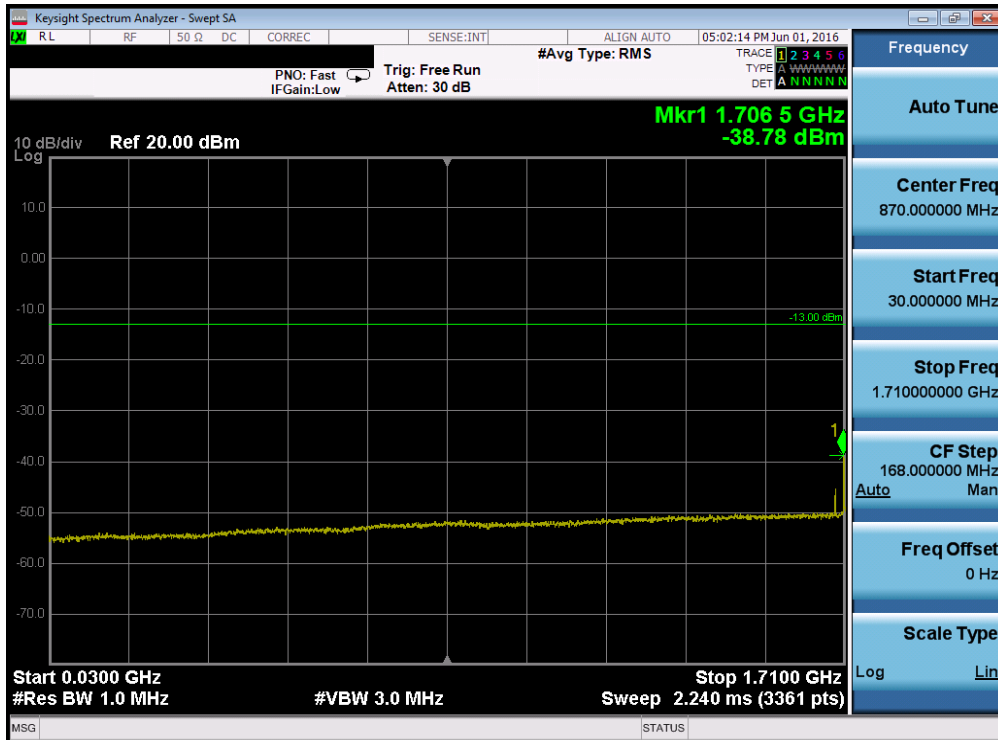


Plot 7-70. Conducted Spurious Plot (Band 4 – 20.0MHz QPSK – RB Size 1, RB Offset 0 – Low Channel)

FCC ID: ZNFLS755	PCTEST ENGINEERING LABORATORY, INC.	FCC Pt. 22, 24, & 27 LTE MEASUREMENT REPORT (CERTIFICATION)	LG	Reviewed by: Quality Manager
Test Report S/N: 0Y1605310986.ZNF	Test Dates: May 31 - July 07, 2016	EUT Type: Portable Handset	Page 50 of 147	

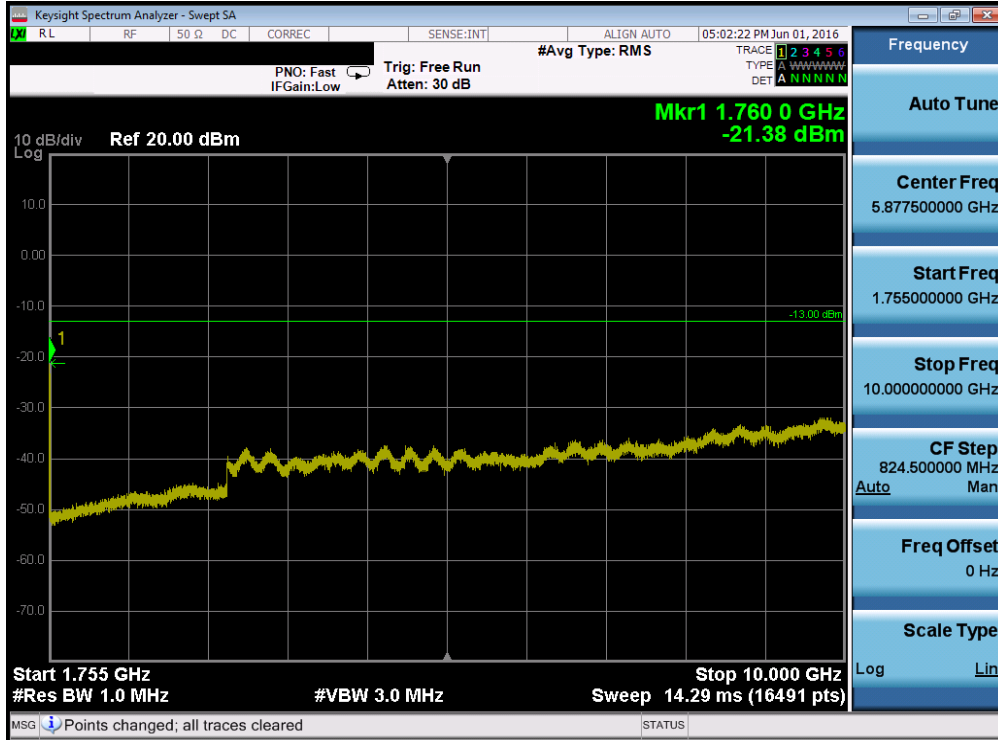


Plot 7-71. Conducted Spurious Plot (Band 4 – 20.0MHz QPSK – RB Size 1, RB Offset 0 – Low Channel)

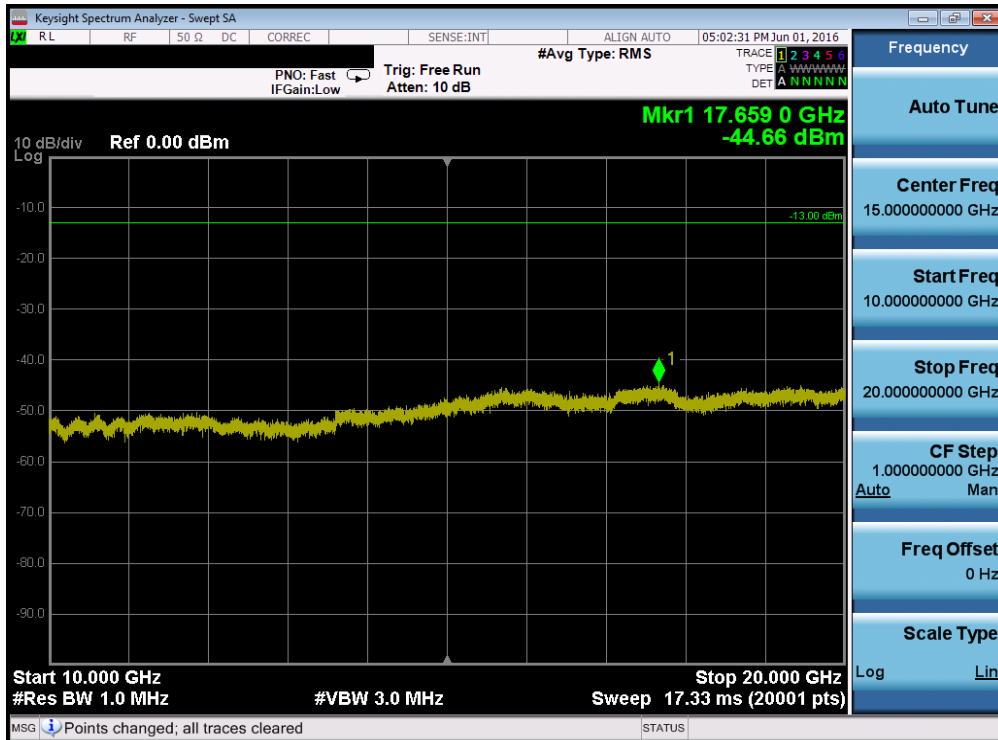


Plot 7-72. Conducted Spurious Plot (Band 4 – 20.0MHz QPSK – RB Size 1, RB Offset 0 – Mid Channel)

FCC ID: ZNFLS755	PCTEST ENGINEERING LABORATORY, INC.	FCC Pt. 22, 24, & 27 LTE MEASUREMENT REPORT (CERTIFICATION)	LG	Reviewed by: Quality Manager
Test Report S/N: 0Y1605310986.ZNF	Test Dates: May 31 - July 07, 2016	EUT Type: Portable Handset		Page 51 of 147

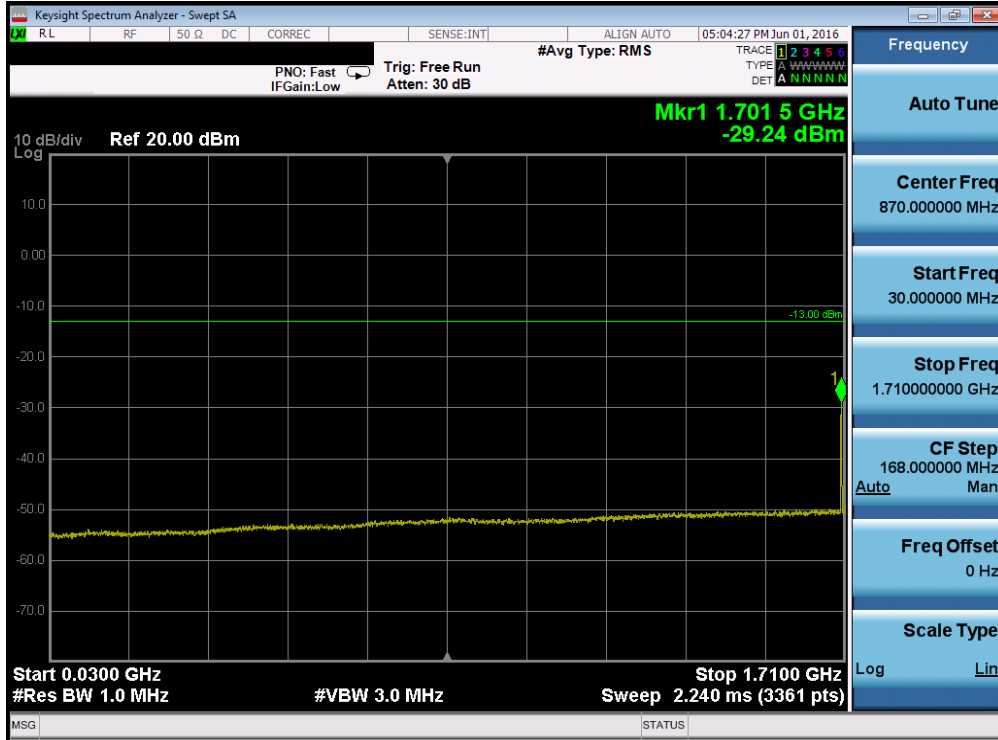


Plot 7-73. Conducted Spurious Plot (Band 4 – 20.0MHz QPSK – RB Size 1, RB Offset 0 – Mid Channel)



Plot 7-74. Conducted Spurious Plot (Band 4 – 20.0MHz QPSK – RB Size 1, RB Offset 0 – Mid Channel)

FCC ID: ZNFLS755	PCTEST ENGINEERING LABORATORY, INC.	FCC Pt. 22, 24, & 27 LTE MEASUREMENT REPORT (CERTIFICATION)	LG	Reviewed by: Quality Manager
Test Report S/N: 0Y1605310986.ZNF	Test Dates: May 31 - July 07, 2016	EUT Type: Portable Handset		Page 52 of 147

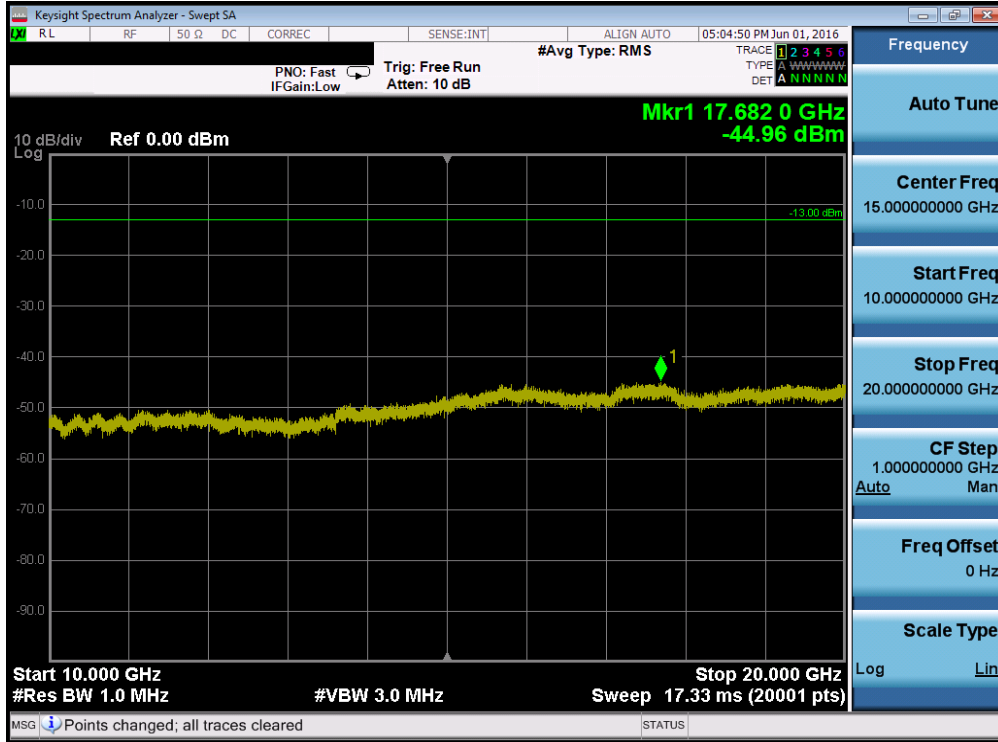


Plot 7-75. Conducted Spurious Plot (Band 4 – 20.0MHz QPSK – RB Size 1, RB Offset 0 – High Channel)

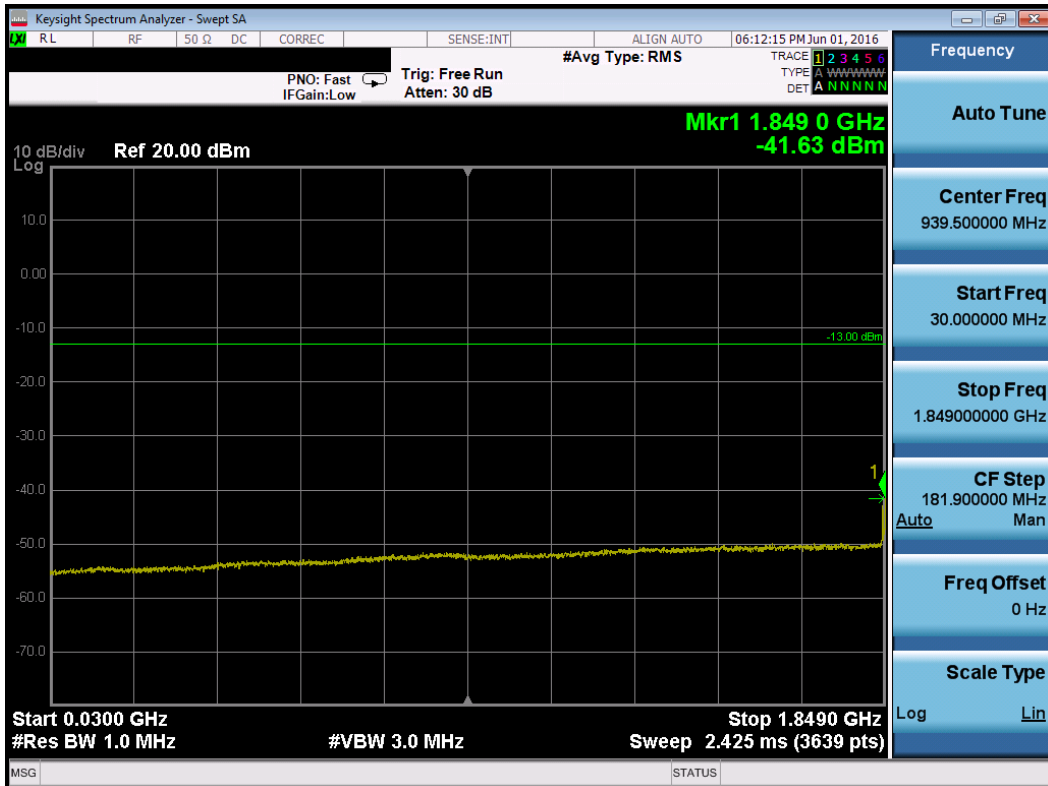


Plot 7-76. Conducted Spurious Plot (Band 4 – 20.0MHz QPSK – RB Size 1, RB Offset 0 – High Channel)

FCC ID: ZNFLS755	PCTEST ENGINEERING LABORATORY, INC.	FCC Pt. 22, 24, & 27 LTE MEASUREMENT REPORT (CERTIFICATION)	LG	Reviewed by: Quality Manager
Test Report S/N: 0Y1605310986.ZNF	Test Dates: May 31 - July 07, 2016	EUT Type: Portable Handset		Page 53 of 147

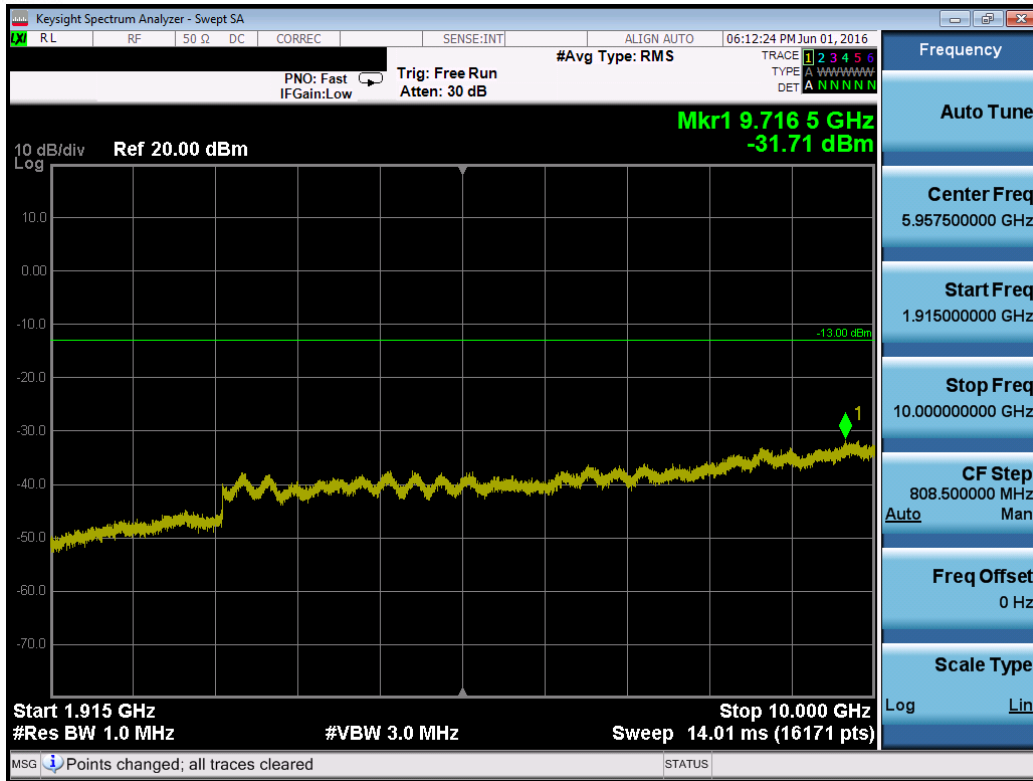


Plot 7-77. Conducted Spurious Plot (Band 4 – 20.0MHz QPSK – RB Size 1, RB Offset 0 – High Channel)

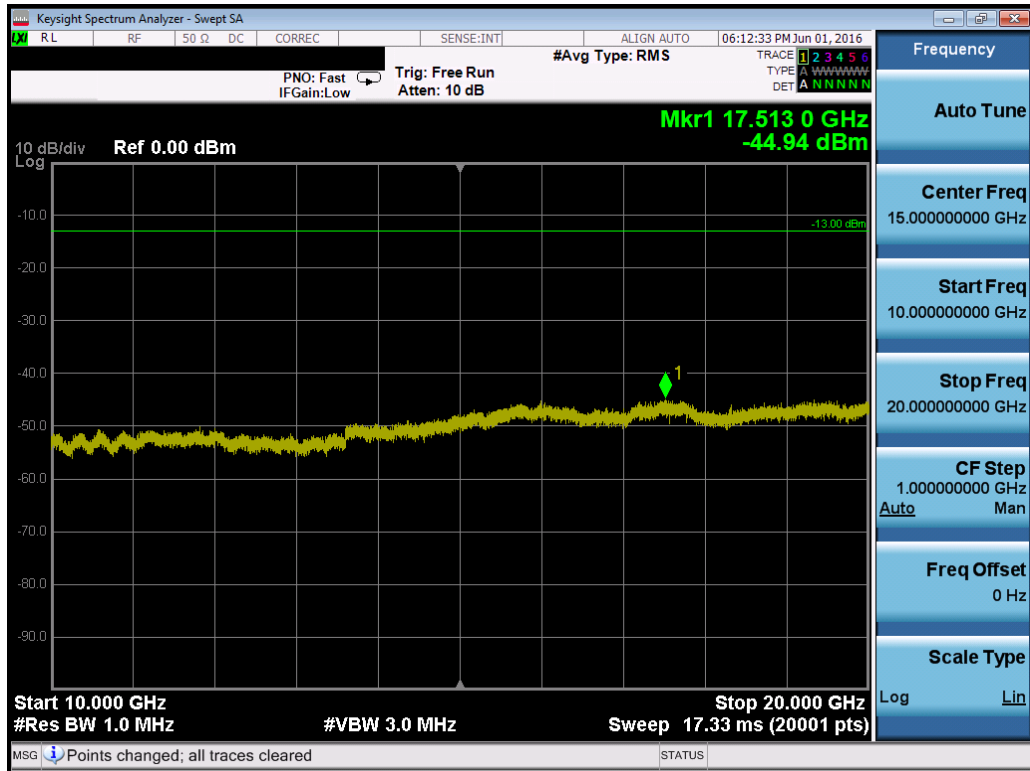


Plot 7-78. Conducted Spurious Plot (Band 25 – 20.0MHz QPSK – RB Size 1, RB Offset 0– Low Channel)

FCC ID: ZNFLS755	PCTEST ENGINEERING LABORATORY, INC.	FCC Pt. 22, 24, & 27 LTE MEASUREMENT REPORT (CERTIFICATION)	LG	Reviewed by: Quality Manager
Test Report S/N: 0Y1605310986.ZNF	Test Dates: May 31 - July 07, 2016	EUT Type: Portable Handset		Page 54 of 147



Plot 7-79. Conducted Spurious Plot (Band 25 – 20.0MHz QPSK – RB Size 1, RB Offset 0 – Low Channel)



Plot 7-80. Conducted Spurious Plot (Band 25 – 20.0MHz QPSK – RB Size 1, RB Offset 0 – Low Channel)

FCC ID: ZNFLS755	PCTEST ENGINEERING LABORATORY, INC.	FCC Pt. 22, 24, & 27 LTE MEASUREMENT REPORT (CERTIFICATION)	LG	Reviewed by: Quality Manager
Test Report S/N: 0Y1605310986.ZNF	Test Dates: May 31 - July 07, 2016	EUT Type: Portable Handset		Page 55 of 147



Plot 7-81. Conducted Spurious Plot (Band 25 – 20.0MHz QPSK – RB Size 1, RB Offset 0 – Mid Channel)

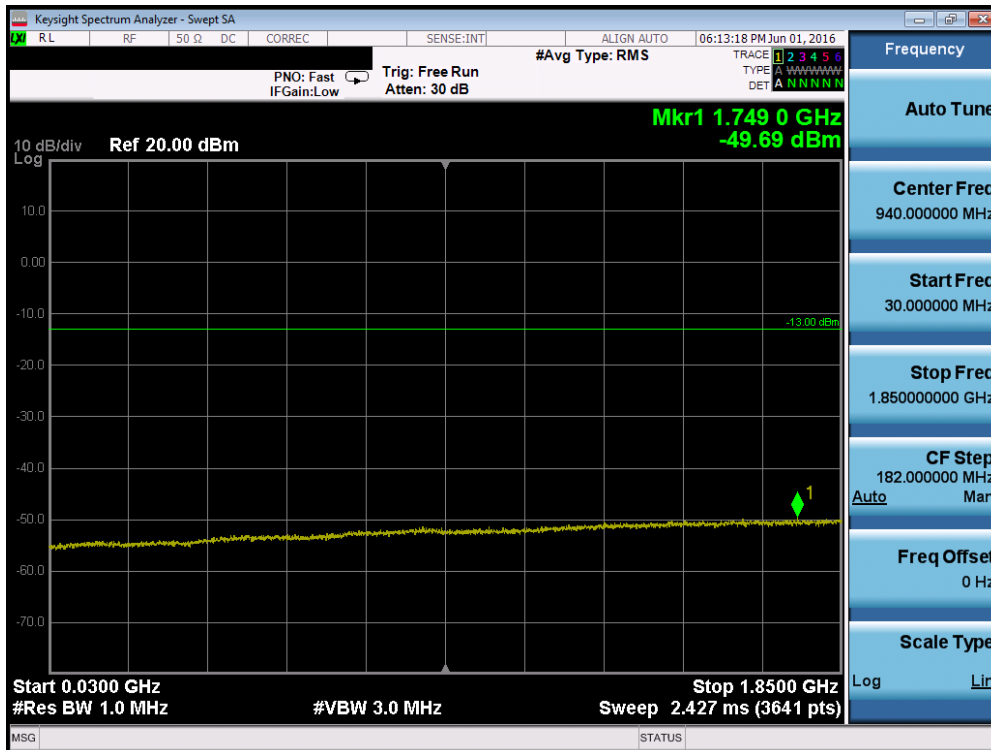


Plot 7-82. Conducted Spurious Plot (Band 25 – 20.0MHz QPSK – RB Size 1, RB Offset 0 – Mid Channel)

FCC ID: ZNFLS755	PCTEST ENGINEERING LABORATORY, INC.	FCC Pt. 22, 24, & 27 LTE MEASUREMENT REPORT (CERTIFICATION)	LG	Reviewed by: Quality Manager
Test Report S/N: 0Y1605310986.ZNF	Test Dates: May 31 - July 07, 2016	EUT Type: Portable Handset		Page 56 of 147

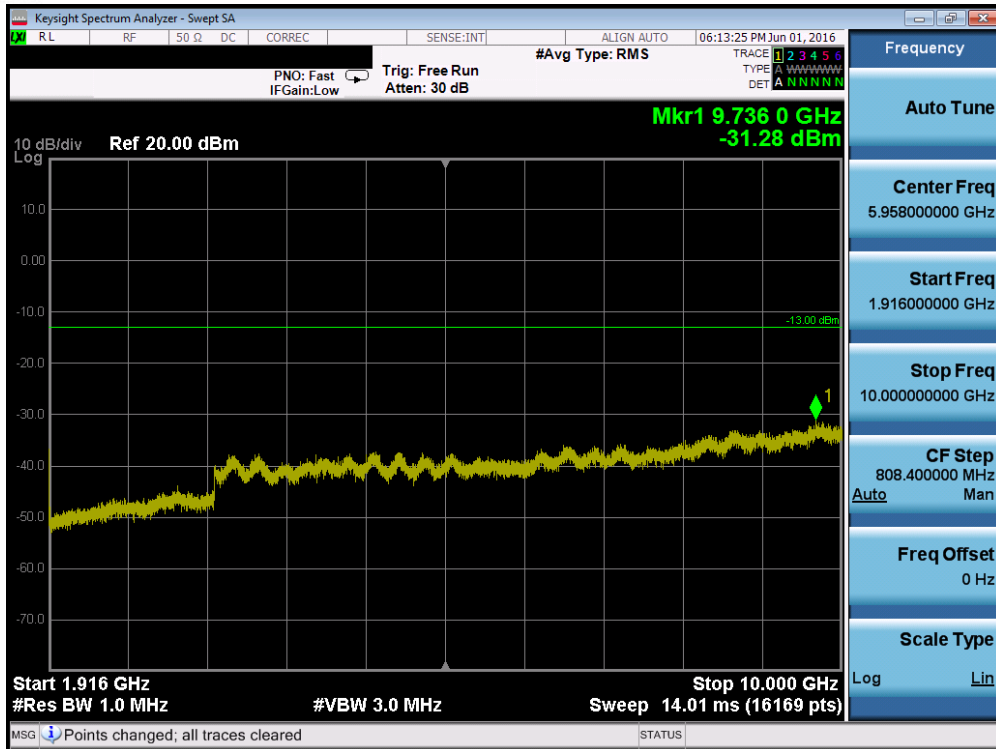


Plot 7-83. Conducted Spurious Plot (Band 25 – 20.0MHz QPSK – RB Size 1, RB Offset 0 – Mid Channel)

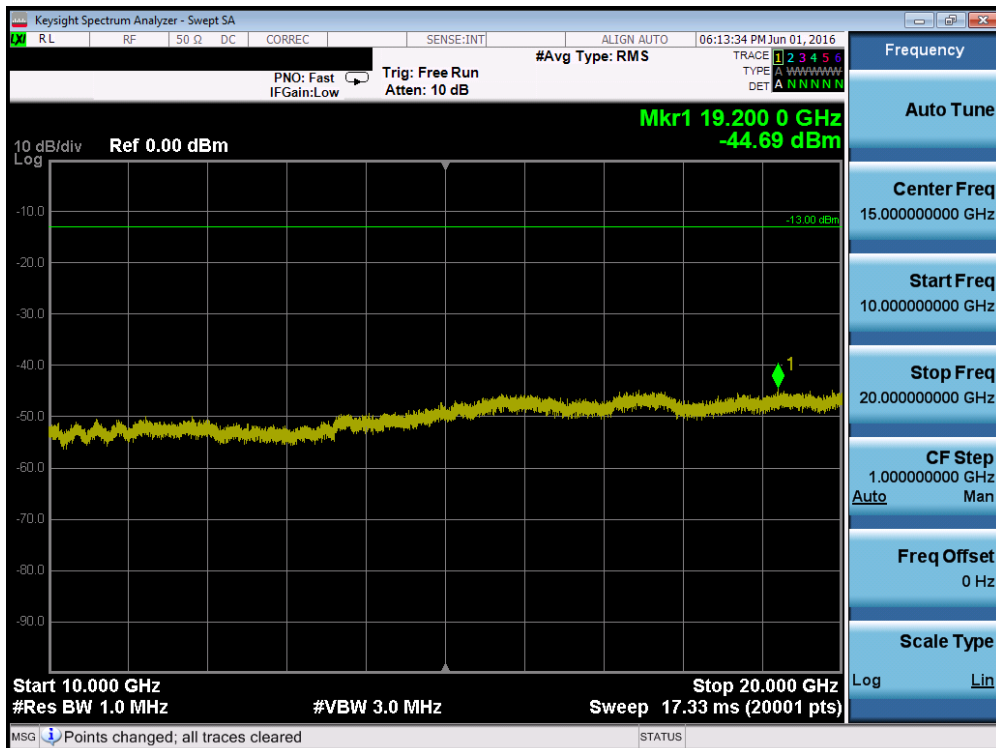


Plot 7-84. Conducted Spurious Plot (Band 25 – 20.0MHz QPSK – RB Size 1, RB Offset 0 – High Channel)

FCC ID: ZNFLS755	PCTEST ENGINEERING LABORATORY, INC.	FCC Pt. 22, 24, & 27 LTE MEASUREMENT REPORT (CERTIFICATION)	LG	Reviewed by: Quality Manager
Test Report S/N: 0Y1605310986.ZNF	Test Dates: May 31 - July 07, 2016	EUT Type: Portable Handset		Page 57 of 147

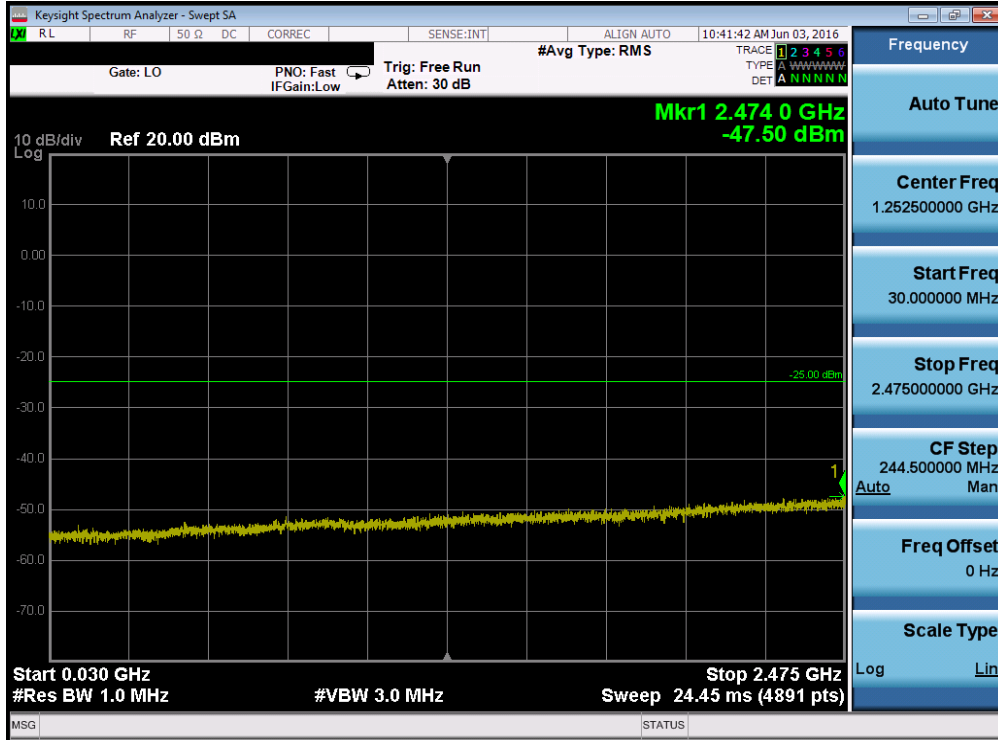


Plot 7-85. Conducted Spurious Plot (Band 25 – 20.0MHz QPSK – RB Size 1, RB Offset 0 – High Channel)

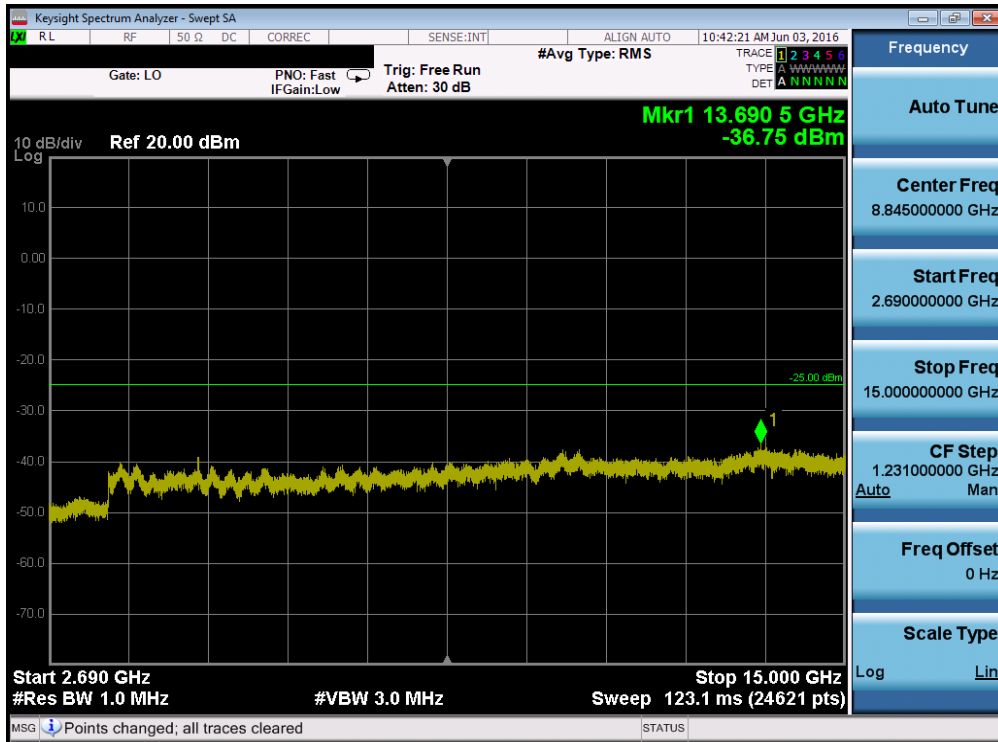


Plot 7-86. Conducted Spurious Plot (Band 25 – 20.0MHz QPSK – RB Size 1, RB Offset 0 – High Channel)

FCC ID: ZNFLS755	PCTEST ENGINEERING LABORATORY, INC.	FCC Pt. 22, 24, & 27 LTE MEASUREMENT REPORT (CERTIFICATION)	LG	Reviewed by: Quality Manager
Test Report S/N: 0Y1605310986.ZNF	Test Dates: May 31 - July 07, 2016	EUT Type: Portable Handset		Page 58 of 147

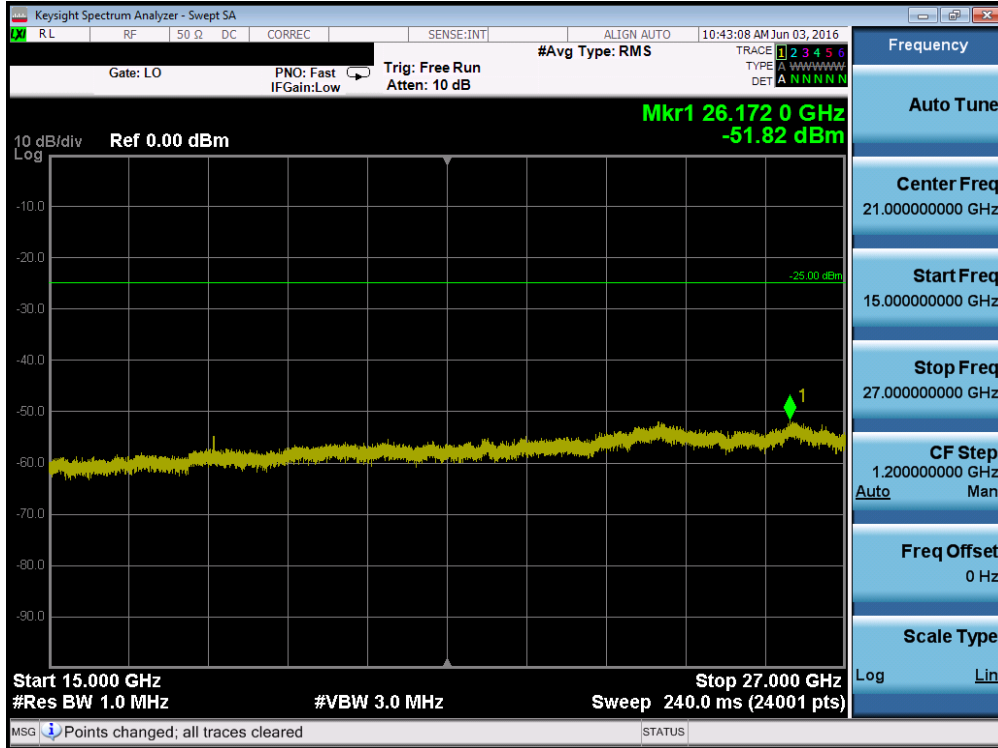


Plot 7-87. Conducted Spurious Plot (Band 41 – 20.0MHz QPSK – RB Size 1, RB Offset 0– Low Channel)



Plot 7-88. Conducted Spurious Plot (Band 41 – 20.0MHz QPSK – RB Size 1, RB Offset 0 – Low Channel)

FCC ID: ZNFLS755	PCTEST ENGINEERING LABORATORY, INC.	FCC Pt. 22, 24, & 27 LTE MEASUREMENT REPORT (CERTIFICATION)	LG	Reviewed by: Quality Manager
Test Report S/N: 0Y1605310986.ZNF	Test Dates: May 31 - July 07, 2016	EUT Type: Portable Handset		Page 59 of 147

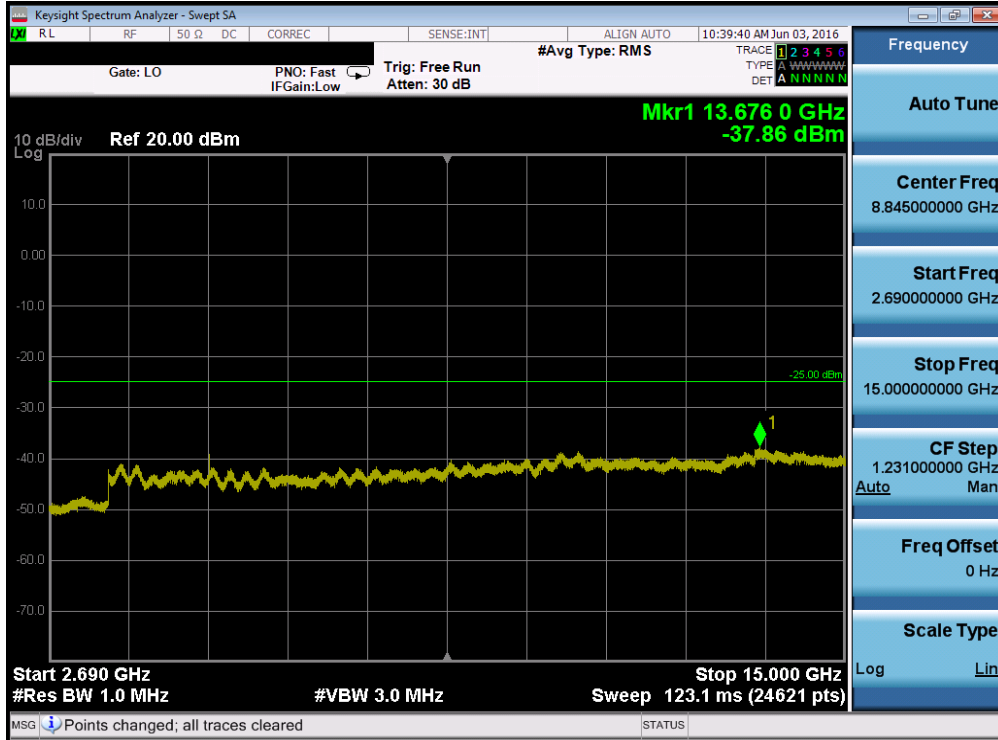


Plot 7-89. Conducted Spurious Plot (Band 41 – 20.0MHz QPSK – RB Size 1, RB Offset 0 – Low Channel)

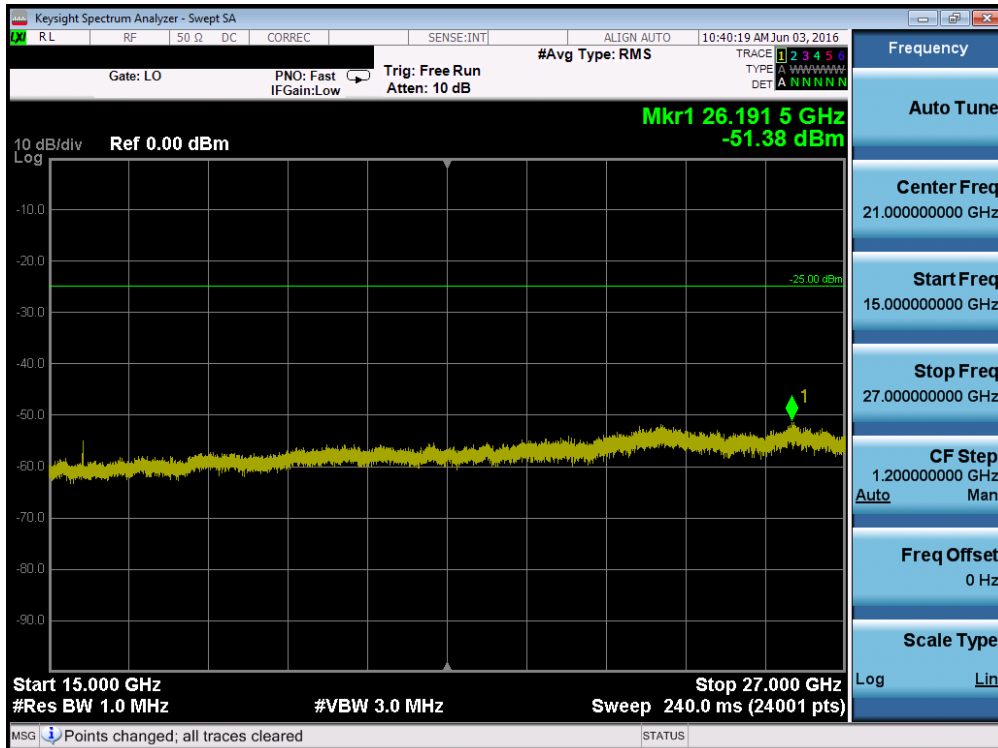


Plot 7-90. Conducted Spurious Plot (Band 41 – 20.0MHz QPSK – RB Size 1, RB Offset 0 – Mid Channel)

FCC ID: ZNFLS755	PCTEST ENGINEERING LABORATORY, INC.	FCC Pt. 22, 24, & 27 LTE MEASUREMENT REPORT (CERTIFICATION)	LG	Reviewed by: Quality Manager
Test Report S/N: 0Y1605310986.ZNF	Test Dates: May 31 - July 07, 2016	EUT Type: Portable Handset		Page 60 of 147

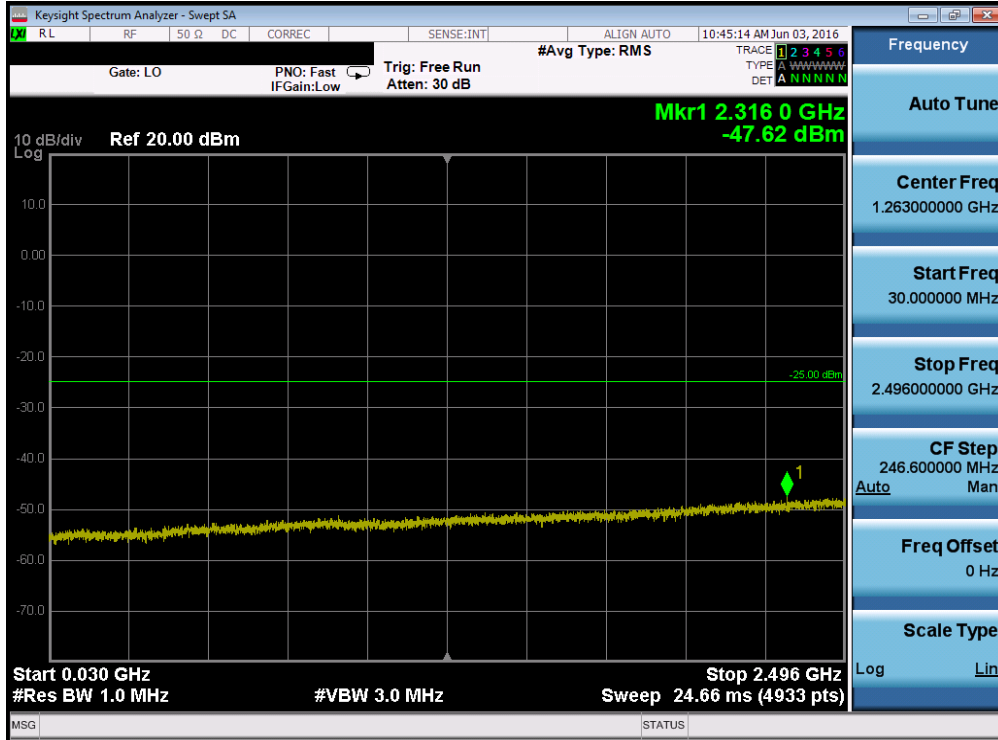


Plot 7-91. Conducted Spurious Plot (Band 41 – 20.0MHz QPSK – RB Size 1, RB Offset 0 – Mid Channel)

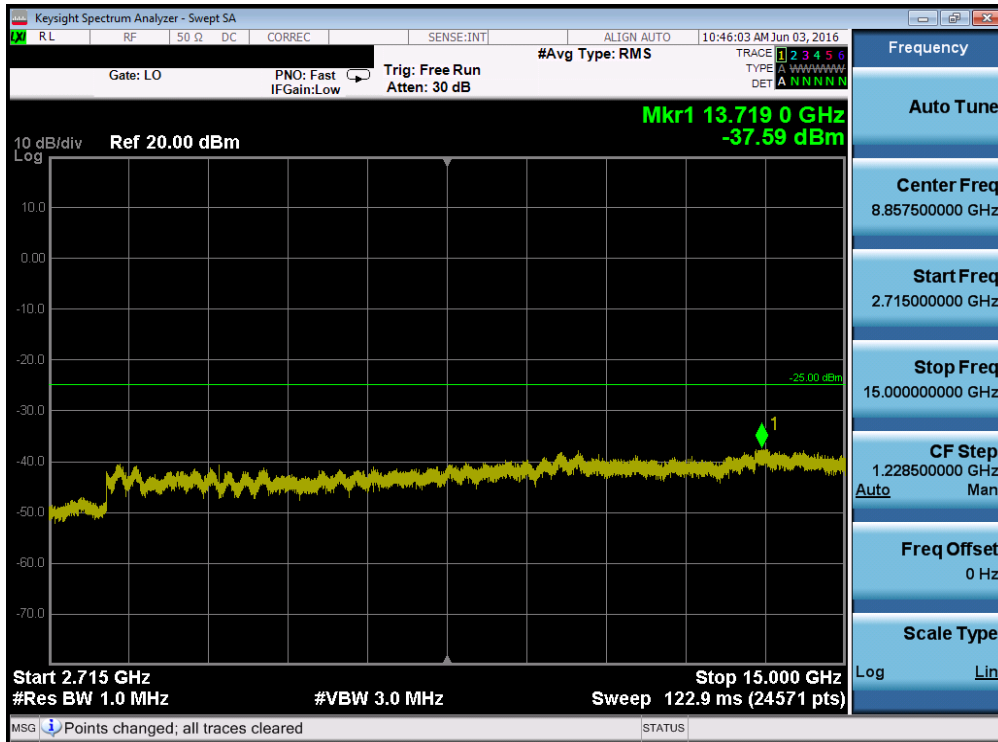


Plot 7-92. Conducted Spurious Plot (Band 41 – 20.0MHz QPSK – RB Size 1, RB Offset 0 – Mid Channel)

FCC ID: ZNFLS755	PCTEST ENGINEERING LABORATORY, INC.	FCC Pt. 22, 24, & 27 LTE MEASUREMENT REPORT (CERTIFICATION)	LG	Reviewed by: Quality Manager
Test Report S/N: 0Y1605310986.ZNF	Test Dates: May 31 - July 07, 2016	EUT Type: Portable Handset		Page 61 of 147

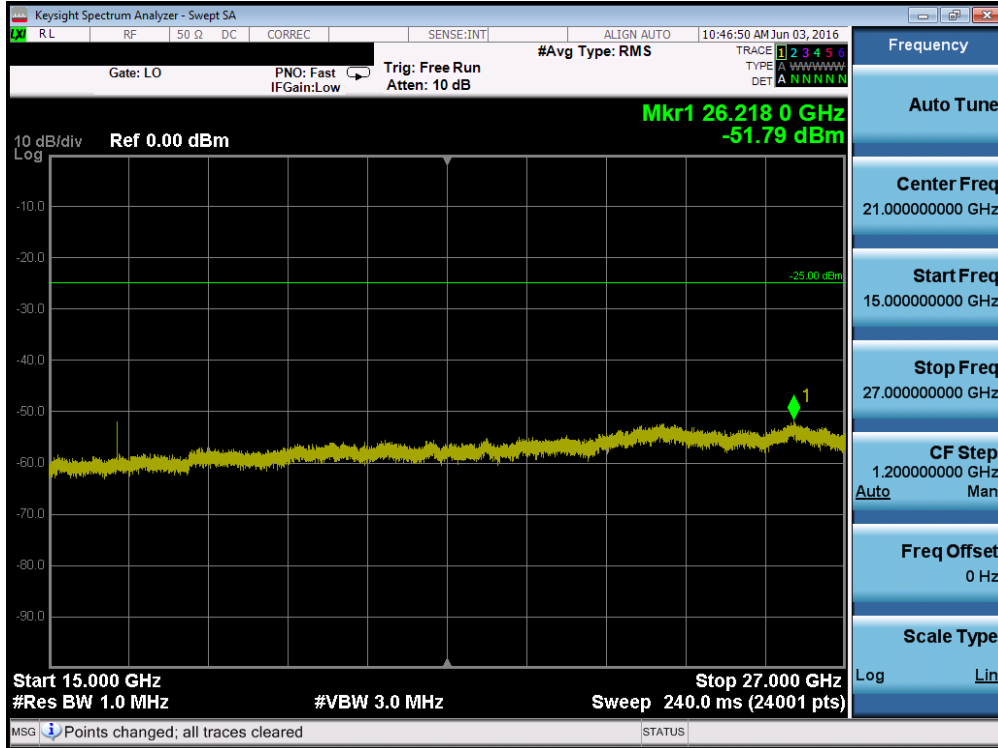


Plot 7-93. Conducted Spurious Plot (Band 41 – 20.0MHz QPSK – RB Size 1, RB Offset 0 – High Channel)





Plot 7-94. Conducted Spurious Plot (Band 41 – 20.0MHz QPSK – RB Size 1, RB Offset 0 – High Channel)

FCC ID: ZNFLS755	PCTEST ENGINEERING LABORATORY, INC.	FCC Pt. 22, 24, & 27 LTE MEASUREMENT REPORT (CERTIFICATION)	LG	Reviewed by: Quality Manager
Test Report S/N: 0Y1605310986.ZNF	Test Dates: May 31 - July 07, 2016	EUT Type: Portable Handset		Page 62 of 147



Plot 7-95. Conducted Spurious Plot (Band 41 – 20.0MHz QPSK – RB Size 1, RB Offset 0 – High Channel)

FCC ID: ZNFLS755	 FCC Pt. 22, 24, & 27 LTE MEASUREMENT REPORT (CERTIFICATION)			Reviewed by: Quality Manager
Test Report S/N: 0Y1605310986.ZNF	Test Dates: May 31 - July 07, 2016	EUT Type: Portable Handset	Page 63 of 147	