

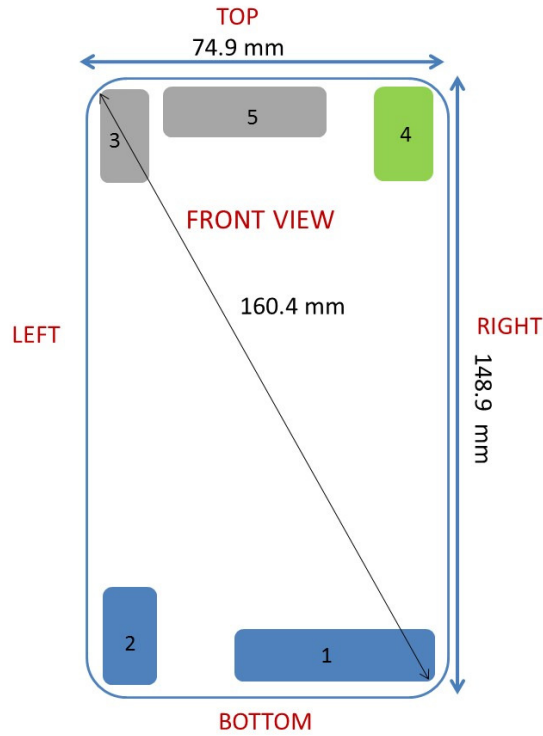


APPENDIX F: DUT ANTENNA DIAGRAM & SAR TEST SETUP PHOTOGRAPHS



FCC ID ZNFLS755		SAR EVALUATION REPORT		Reviewed by: Quality Manager
Test Dates: 05/30/16 - 06/06/16	DUT Type: Portable Handset			APPENDIX F: Page 1 of 8




1. Main Band Antenna I Tx/Rx
 - GSM/GPRS/EDGE 850 MHz
 - UMTS 850 MHz
 - CDMA/EVDO BC0/BC10
 - LTE Band 12/26/5/41
2. Main Band Antenna II Tx/Rx
 - GSM/GPRS/EDGE 1900 MHz
 - UMTS 1750/1900 MHz
 - CDMA/EVDO BC1
 - LTE Band 4/25/2
3. Sub Antenna I Rx Only
 - GPS
 - LTE B41
4. WIFI/BT Antenna Tx/Rx
 - 2.4 GHz WIFI/BT
5. Sub Antenna II Rx only
 - UMTS 850/1750/1900 MHz
 - CDMA/EVDO BC0/BC10/BC1
 - LTE Band 12/26/5/4/25/2


Note: Exact antenna dimensions and separation distances are shown in the Technical Descriptions in the FCC Filing.

Figure F-1
DUT Antenna Locations



FCC ID ZNFLS755	 PCTEST ENGINEERING LABORATORY, INC.	SAR EVALUATION REPORT	 LG	Reviewed by: Quality Manager
Test Dates: 05/30/16 - 06/06/16	DUT Type: Portable Handset			APPENDIX F: Page 2 of 8



SAR Test Setup Photo 1 – Right Cheek




SAR Test Setup Photo 2 – Right Tilt



FCC ID ZNFLS755		SAR EVALUATION REPORT		Reviewed by: Quality Manager
Test Dates: 05/30/16 - 06/06/16	DUT Type: Portable Handset	APPENDIX F: Page 3 of 8		




SAR Test Setup Photo 3 – Left Cheek




SAR Test Setup Photo 4 – Left Tilt



FCC ID ZNFLS755	 <small>PCTEST ENGINEERING LABORATORY, INC.</small>	SAR EVALUATION REPORT		Reviewed by: Quality Manager
Test Dates: 05/30/16 - 06/06/16	DUT Type: Portable Handset			APPENDIX F: Page 4 of 8



SAR Test Setup Photo 5 – Back at 10mm



SAR Test Setup Photo 6 – Front at 10 mm



FCC ID ZNFLS755		SAR EVALUATION REPORT		Reviewed by: Quality Manager
Test Dates: 05/30/16 - 06/06/16	DUT Type: Portable Handset	APPENDIX F: Page 5 of 8		




SAR Test Setup Photo 7 – Bottom at 10mm




SAR Test Setup Photo 8 – Top at 10 mm



FCC ID ZNFLS755		SAR EVALUATION REPORT		Reviewed by: Quality Manager
Test Dates: 05/30/16 - 06/06/16	DUT Type: Portable Handset	APPENDIX F: Page 6 of 8		



SAR Test Setup Photo 9 - Right at 10mm





SAR Test Setup Photo 10 - Left at 10mm

FCC ID ZNFLS755		SAR EVALUATION REPORT		Reviewed by: Quality Manager
Test Dates: 05/30/16 - 06/06/16	DUT Type: Portable Handset	APPENDIX F: Page 7 of 8		



SAR Test Setup Photo 11 – Horizontal and Vertical Reference Lines

FCC ID ZNFLS755		SAR EVALUATION REPORT		Reviewed by: Quality Manager
Test Dates: 05/30/16 - 06/06/16	DUT Type: Portable Handset			APPENDIX F: Page 8 of 8