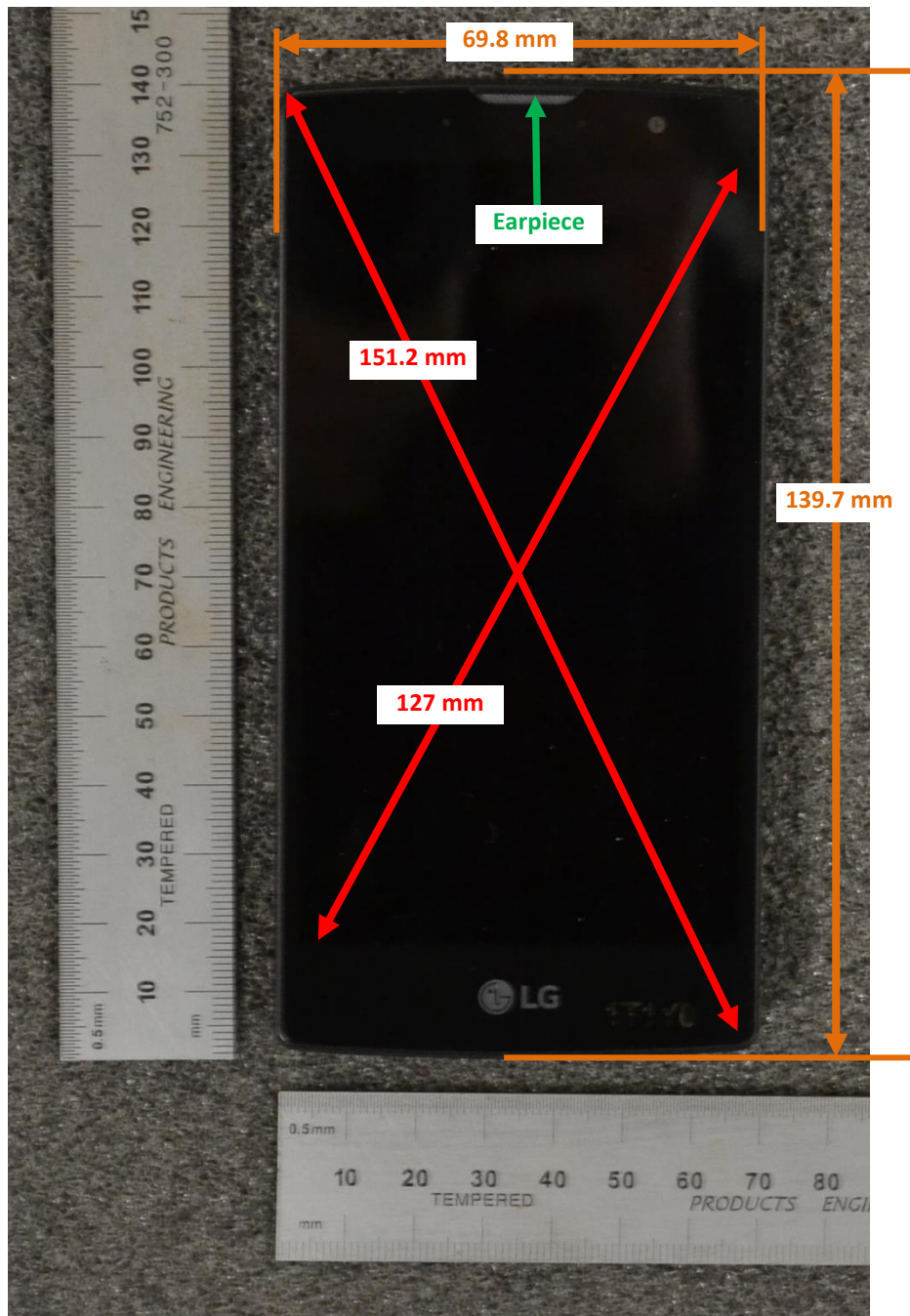


DUT and SAR Set-up Photos

Overall Dimensions



Front View of the DUT



Rear View of the DUT




Setup Photos

Handset Vertical and Horizontal Reference Lines

Vertical
Center Line

Horizontal
Line




Head Exposure Conditions


Left Touch




Left Tilt (15°)



Right Touch



Right Tilt (15°)




Body-worn Accessory & Hotspot mode Exposure Conditions

Rear @10mm




Front @10mm




Hotspot Exposure Conditions


Edge 1 @10mm




Edge 2 @10mm



Edge 3 @10mm

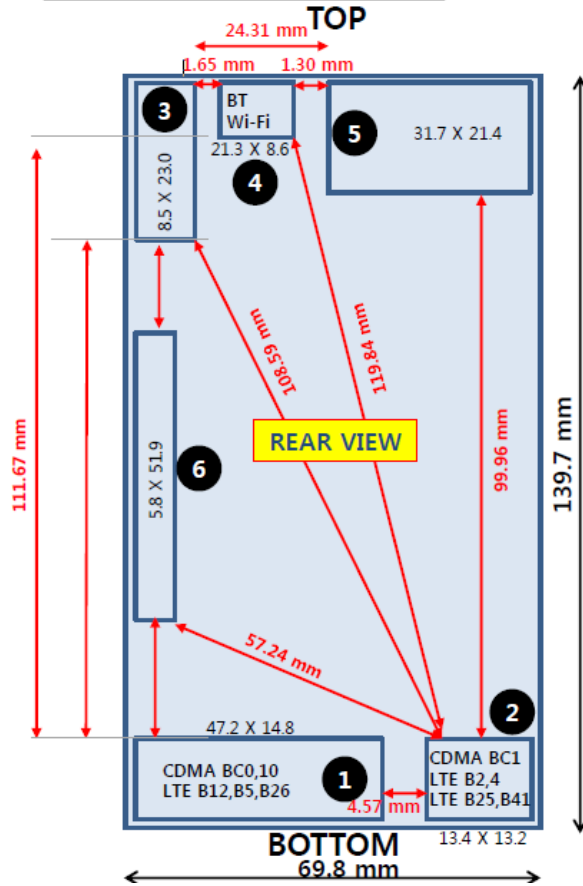


Edge 4 @10mm



Antenna Dimensions & Separation Distances

LGLS751 Antenna Distance



Antenna	Mode	Band
①	CDMA	BC0 Tx, Rx
	CDMA	BC10 Tx, Rx
	LTE	Band 12 Tx, Rx
	LTE	Band 5 Tx, Rx
	LTE	Band 26 Tx, Rx
②	CDMA	BC1 Tx, Rx
	LTE	B2 Tx, Rx
	LTE	B4 Tx, Rx
	LTE	B25 Tx, Rx
	LTE	Band 41 Tx, Rx
③	GNSS/GPS	1.574~1.6GHz
④	Bluetooth	2.4GHz
	Wi-Fi	2.4GHz
⑤	CDMA	BC0 2 nd Rx
	CDMA	BC1 2 nd Rx
	CDMA	BC10 2 nd Rx
	LTE	Band 5 2 nd Rx
	LTE	Band 2 2 nd Rx
	LTE	Band 4 2 nd Rx
	LTE	Band 25 2 nd Rx
	LTE	Band 26 2 nd Rx
LTE	Band 41 2 nd Rx	
⑥	LTE	Band 12 2 nd Rx