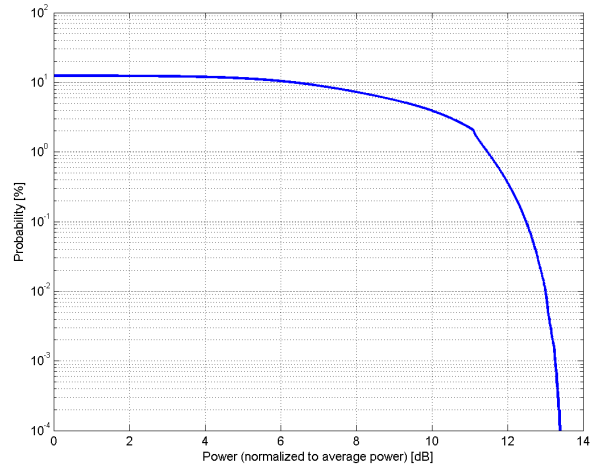


**Calibration Laboratory of  
Schmid & Partner  
Engineering AG**  
Zeughausstrasse 43, 8004 Zurich, Switzerland

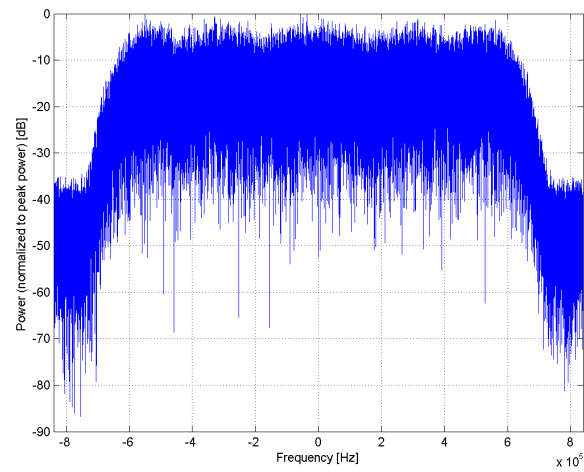
Name:	<b>CDMA2000, RC1, SO3, 1/8th Rate 25 fr.</b>
Group:	CDMA2000
UID:	10295-AAB
PAR: <sup>1</sup>	<b>12.49 dB</b>
MIF: <sup>2</sup>	<b>3.26 dB</b>
Standard Reference:	3GPP2 C.S0002-C-1, Chapter 2.1.3.9.2.3 FCC OET KDB 941225 D01 SAR test for 3G devices (v02)
Category:	Random amplitude modulation
Modulation:	64-ary orthogonal
Frequency Band:	Band Class 0 (815.0-849.0 MHz, 20220) Band Class 1 (1850.0-1910.0 MHz, 20040) Band Class 2 (872.0-915.0 MHz, 20041) Band Class 3 (887.0-925.0 MHz, 20042) Band Class 4 (1750.0-1780.0 MHz, 20043) Band Class 5 (411.7-483.5 MHz, 20044) Band Class 6 (1920.0-1980.0 MHz, 20045) Band Class 7 (776.0-794.0 MHz, 20046) Band Class 8 (1710.0-1785.0 MHz, 20047) Band Class 9 (880.0-915.0 MHz, 20048) Band Class 10 (806.0-901.0 MHz, 20049) Band Class 11 (410.0-462.5 MHz, 20050) Band Class 12 (870.0-876.0 MHz, 20051) Band Class 13 (2500.0-2570.0 MHz, 20179) Band Class 14 (1850.0-1915.0 MHz, 20180) Band Class 15 (1710.0-1755.0 MHz, 20181) Band Class 16 (2502.0-2568.0 MHz, 20182) Band Class 18 (787.0-799.0 MHz, 20184) Band Class 19 (698.0-716.0 MHz, 20185) Band Class 20 (1626.5-1660.5 MHz, 20186) Band Class 21 (2000.0-2020.0 MHz, 20187)
Detailed Specification:	Radio Configuration 1 (RC1) Service Option 3 (SO3) Speech codec: 8k EVRC (Enhanced Voice Rate Codec) 1/8th frame rate
Bandwidth:	1.2 MHz
Integration Time:	500.0 ms

<sup>1</sup> PAR (0.1%) in accordance with FCC KDB 971168, Section 6.0 "Measurement of the Peak-to-Average Power Ratio (PAPR)"

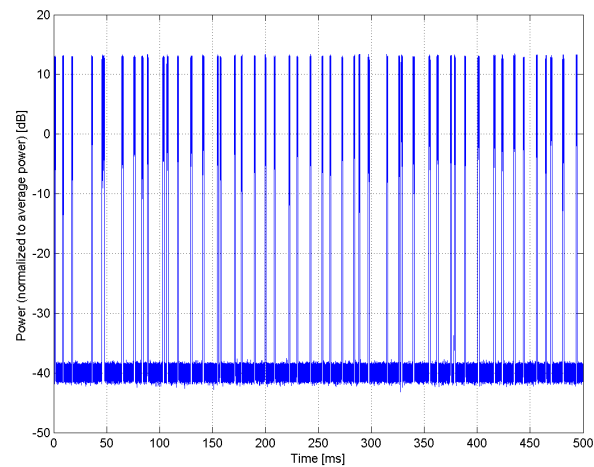
<sup>2</sup> Modulation Interference Factor (MIF) value valid only in conjunction with advanced probe response linearization calibration for the same communication system (same UID and version).



**Complementary Cumulative Distribution Function (CCDF)**



**Frequency Domain**



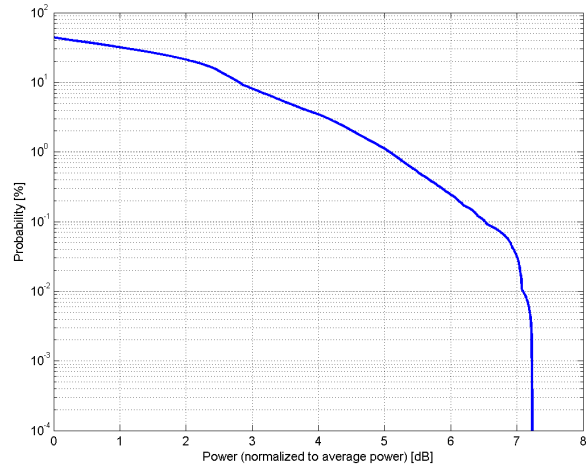
**Time Domain**

**Calibration Laboratory of  
Schmid & Partner  
Engineering AG**  
Zeughausstrasse 43, 8004 Zurich, Switzerland

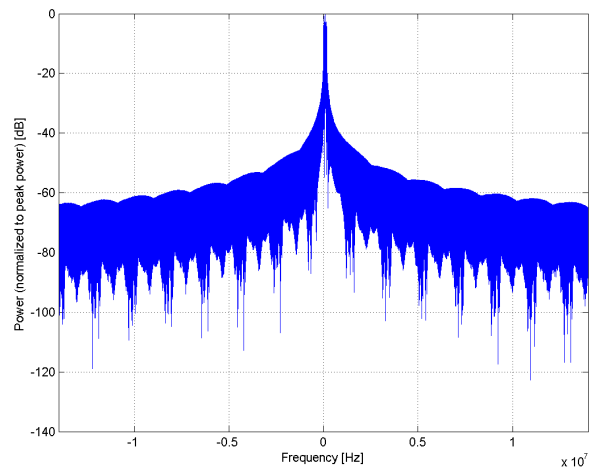
Name:	<b>LTE-FDD (SC-FDMA, 1 RB, 20 MHz, 16-QAM)</b>
Group:	LTE-FDD
UID:	10170-CAB
PAR: <sup>1</sup>	<b>6.52 dB</b>
MIF: <sup>2</sup>	<b>-9.76 dB</b>
Standard Reference:	3GPP / ETSI TS 136.101 V8.4.0 3GPP / ETSI TS 136.213 V8.4.0 FCC OET KDB 941225 D05 SAR for LTE Devices v01 Random amplitude modulation
Category:	16-QAM
Modulation:	16-QAM
Frequency Band:	Band 1, E-UTRA/FDD (1920.0-1980.0 MHz, 20133) Band 2, E-UTRA/FDD (1850.0-1910.0 MHz, 20134) Band 3, E-UTRA/FDD (1710.0-1785.0 MHz, 20135) Band 4, E-UTRA/FDD (1710.0-1755.0 MHz, 20136) Band 7, E-UTRA/FDD (2500.0-2570.0 MHz, 20139) Band 9, E-UTRA/FDD (1749.9-1784.9 MHz, 20141) Band 10, E-UTRA/FDD (1710.0-1770.0 MHz, 20142) Band 20, E-UTRA/FDD (832.0-862.0 MHz, 20159) Band 22, E-UTRA/FDD (3410.0-3490.0 MHz, 20190) Band 23, E-UTRA/FDD (2000.0-2020.0 MHz, 20164) Band 25, E-UTRA/FDD (1850.0-1915.0 MHz, 20166) Band 28 E-UTRA/FDD (703.0-748.0 MHz, 20213)
Detailed Specification:	Modulation Scheme: SC-FDMA Number of PUSCHs: 1 Settings for Subframe #0 to #9: Modulation Scheme: 16QAM Data Type: UL-SCH Number RB: 1 Transport Block Size: 256 TBS Index: 14 MCS Index: 15 Data Type: PN9
Bandwidth:	20.0 MHz
Integration Time:	10.0 ms

<sup>1</sup> PAR (0.1%) in accordance with FCC KDB 971168, Section 6.0 "Measurement of the Peak-to-Average Power Ratio (PAPR)"

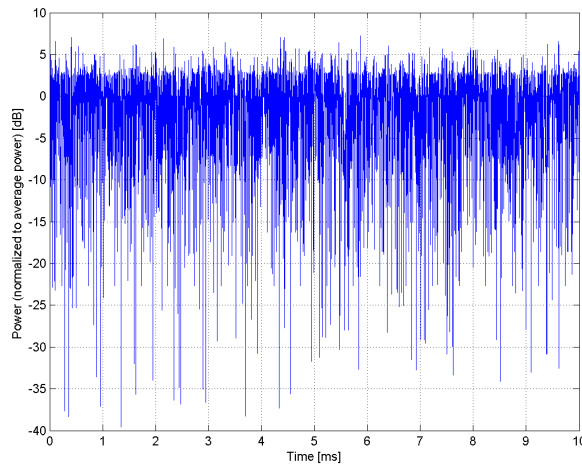
<sup>2</sup> Modulation Interference Factor (MIF) value valid only in conjunction with advanced probe response linearization calibration for the same communication system (same UID and version).



**Complementary Cumulative Distribution Function (CCDF)**



**Frequency Domain**



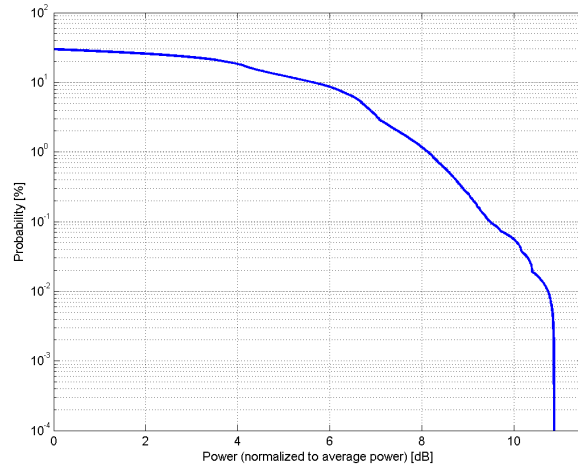
**Time Domain**

**Calibration Laboratory of  
Schmid & Partner  
Engineering AG**  
Zeughausstrasse 43, 8004 Zurich, Switzerland

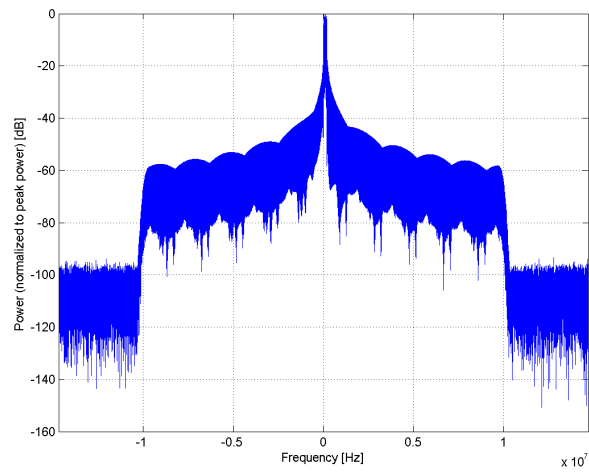
Name:	<b>LTE-TDD (SC-FDMA, 1 RB, 20 MHz, 16-QAM)</b>
Group:	LTE-TDD
UID:	10173-CAB
PAR: <sup>1</sup>	<b>9.48 dB</b>
MIF: <sup>2</sup>	<b>-1.44 dB</b>
Standard Reference:	3GPP / ETSI TS 136.101 V8.4.0 3GPP / ETSI TS 136.213 V8.4.0 FCC OET KDB 941225 D05 SAR for LTE Devices v02
Category:	Random amplitude modulation
Modulation:	16-QAM
Frequency Band:	Band 33, E-UTRA/TDD (1900.0-1920.0 MHz, 20148) Band 35, E-UTRA/TDD (1850.0-1910.0 MHz, 20150) Band 36, E-UTRA/TDD (1930.0-1990.0 MHz, 20151) Band 37, E-UTRA/TDD (1910.0-1930.0 MHz, 20152) Band 38, E-UTRA/TDD (2570.0-2620.0 MHz, 20153) Band 39, E-UTRA/TDD (1880.0-1920.0 MHz, 20154) Band 40, E-UTRA/TDD (2300.0-2400.0 MHz, 20155) Band 41, E-UTRA/TDD (2496.0-2690.0 MHz, 20167) Band 42, E-UTRA/TDD (3400.0-3600.0 MHz, 20168) Band 43, E-UTRA/TDD (3600.0-3800.0 MHz, 20169) Band 44, E-UTRA/TDD (703.0-803.0 MHz, 20214)
Detailed Specification:	Modulation Scheme: SC-FDMA Uplink-downlink configuration: 1 Special Subframe configuration: 4 Number of Frames: 1 Settings for UL Subframe 2,3,7,8: Number of PUSCHs: 1 Modulation Scheme: 16QAM Allocated RB: 1 Start Number of RB: 50 Data Type: PN9fix
Bandwidth:	20.0 MHz
Integration Time:	6.0 ms

<sup>1</sup> PAR (0.1%) in accordance with FCC KDB 971168, Section 6.0 "Measurement of the Peak-to-Average Power Ratio (PAPR)"

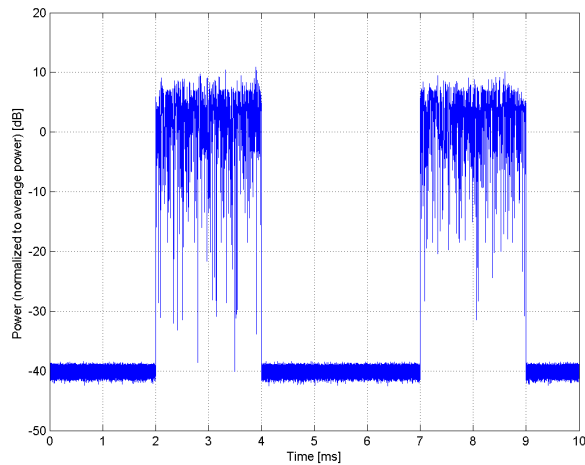
<sup>2</sup> Modulation Interference Factor (MIF) value valid only in conjunction with advanced probe response linearization calibration for the same communication system (same UID and version).



**Complementary Cumulative Distribution Function (CCDF)**



**Frequency Domain**



**Time Domain**

**Calibration Laboratory of  
Schmid & Partner  
Engineering AG**  
Zeughausstrasse 43, 8004 Zurich, Switzerland

Name: **LTE-FDD (SC-FDMA, 1 RB, 10 MHz, 16-QAM)**

Group: LTE-FDD  
UID: 10176-CAB

PAR: <sup>1</sup> **6.52 dB**  
MIF: <sup>2</sup> **-9.76 dB**

Standard Reference: 3GPP / ETSI TS 136.101 V8.4.0  
3GPP / ETSI TS 136.213 V8.4.0  
FCC OET KDB 941225 D05 SAR for LTE Devices v01

Category: Random amplitude modulation

Modulation: 16-QAM

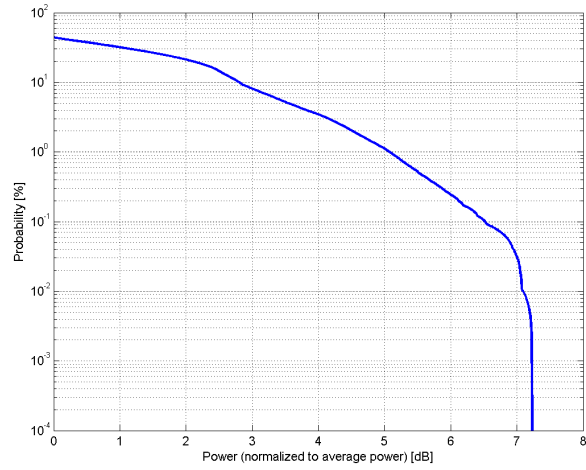
Frequency Band: Band 1, E-UTRA/FDD (1920.0-1980.0 MHz, 20133)  
Band 2, E-UTRA/FDD (1850.0-1910.0 MHz, 20134)  
Band 3, E-UTRA/FDD (1710.0-1785.0 MHz, 20135)  
Band 4, E-UTRA/FDD (1710.0-1755.0 MHz, 20136)  
Band 5, E-UTRA/FDD (824.0-849.0 MHz, 20137)  
Band 6, E-UTRA/FDD (830.0-840.0 MHz, 20138)  
Band 7, E-UTRA/FDD (2500.0-2570.0 MHz, 20139)  
Band 8, E-UTRA/FDD (880.0-915.0 MHz, 20140)  
Band 9, E-UTRA/FDD (1749.9-1784.9 MHz, 20141)  
Band 10, E-UTRA/FDD (1710.0-1770.0 MHz, 20142)  
Band 11, E-UTRA/FDD (1427.9-1447.9 MHz, 20209)  
Band 12, E-UTRA/FDD (699.0-716.0 MHz, 20210)  
Band 13, E-UTRA/FDD (777.0-787.0 MHz, 20145)  
Band 14, E-UTRA/FDD (788.0-798.0 MHz, 20146)  
Band 17, E-UTRA/FDD (704.0-716.0 MHz, 20147)  
Band 18, E-UTRA/FDD (815.0-830.0 MHz, 20157)  
Band 19, E-UTRA/FDD (830.0-845.0 MHz, 20158)  
Band 20, E-UTRA/FDD (832.0-862.0 MHz, 20159)  
Band 21, E-UTRA/FDD (1447.9-1462.9 MHz, 20160)  
Band 22, E-UTRA/FDD (3410.0-3490.0 MHz, 20190)  
Band 23, E-UTRA/FDD (2000.0-2020.0 MHz, 20164)  
Band 24, E-UTRA/FDD (1626.5-1660.5 MHz, 20165)  
Band 25, E-UTRA/FDD (1850.0-1915.0 MHz, 20166)  
Band 26 E-UTRA/FDD (814.0-849.0 MHz, 20211)  
Band 27 E-UTRA/FDD (807.0-824.0 MHz, 20212)  
Band 28 E-UTRA/FDD (703.0-748.0 MHz, 20213)

Detailed Specification: Modulation Scheme: SC-FDMA  
Number of PUSCHs: 1  
Settings for Subframe #0 to #9:  
Modulation Scheme: QPSK  
Data Type: UL-SCH  
Number RB: 1  
Transport Block Size: 256  
TBS Index: 14  
MCS Index: 15  
Data Type: PN9

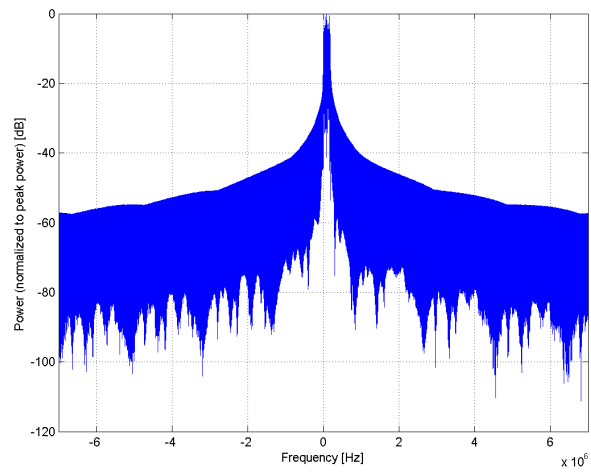
Bandwidth: 10.0 MHz  
Integration Time: 10.0 ms

<sup>1</sup> PAR (0.1%) in accordance with FCC KDB 971168, Section 6.0 "Measurement of the Peak-to-Average Power Ratio (PAPR)"

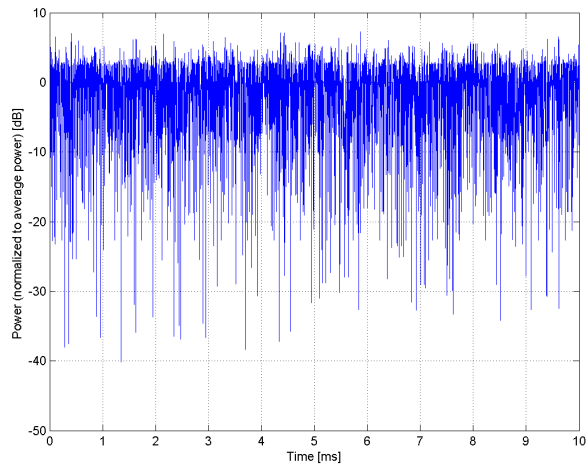
<sup>2</sup> Modulation Interference Factor (MIF) value valid only in conjunction with advanced probe response linearization calibration for the same communication system (same UID and version).



**Complementary Cumulative Distribution Function (CCDF)**



**Frequency Domain**



**Time Domain**

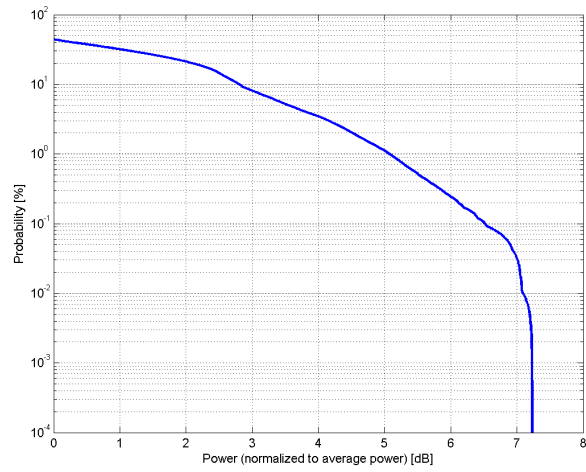


**Calibration Laboratory of  
Schmid & Partner  
Engineering AG**  
Zeughausstrasse 43, 8004 Zurich, Switzerland

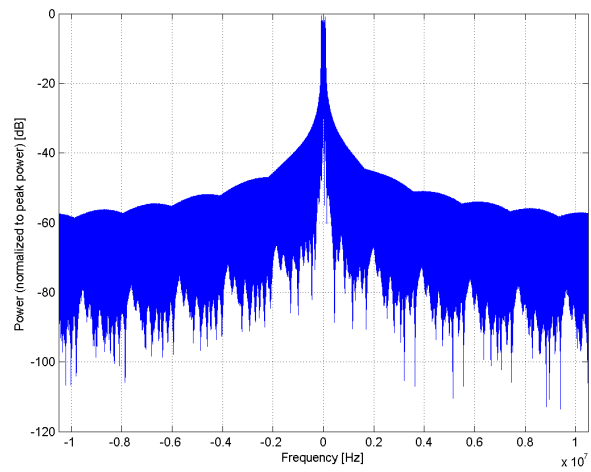
Name:	<b>LTE-FDD (SC-FDMA, 1 RB, 15 MHz, 16-QAM)</b>
Group:	LTE-FDD
UID:	10182-CAB
PAR: <sup>1</sup>	<b>6.52 dB</b>
MIF: <sup>2</sup>	<b>-9.76 dB</b>
Standard Reference:	3GPP / ETSI TS 136.101 V8.4.0 3GPP / ETSI TS 136.213 V8.4.0 FCC OET KDB 941225 D05 SAR for LTE Devices v01 Random amplitude modulation
Category:	16-QAM
Modulation:	16-QAM
Frequency Band:	Band 1, E-UTRA/FDD (1920.0-1980.0 MHz, 20133) Band 2, E-UTRA/FDD (1850.0-1910.0 MHz, 20134) Band 3, E-UTRA/FDD (1710.0-1785.0 MHz, 20135) Band 4, E-UTRA/FDD (1710.0-1755.0 MHz, 20136) Band 7, E-UTRA/FDD (2500.0-2570.0 MHz, 20139) Band 9, E-UTRA/FDD (1749.9-1784.9 MHz, 20141) Band 10, E-UTRA/FDD (1710.0-1770.0 MHz, 20142) Band 18, E-UTRA/FDD (815.0-830.0 MHz, 20157) Band 19, E-UTRA/FDD (830.0-845.0 MHz, 20158) Band 20, E-UTRA/FDD (832.0-862.0 MHz, 20159) Band 21, E-UTRA/FDD (1447.9-1462.9 MHz, 20160) Band 22, E-UTRA/FDD (3410.0-3490.0 MHz, 20190) Band 23, E-UTRA/FDD (2000.0-2020.0 MHz, 20164) Band 25, E-UTRA/FDD (1850.0-1915.0 MHz, 20166) Band 26 E-UTRA/FDD (814.0-849.0 MHz, 20211) Band 28 E-UTRA/FDD (703.0-748.0 MHz, 20213)
Detailed Specification:	Modulation Scheme: SC-FDMA Number of PUSCHs: 1 Settings for Subframe #0 to #9: Modulation Scheme: 16QAM Data Type: UL-SCH Number RB: 1 Transport Block Size: 256 TBS Index: 14 MCS Index: 15 Data Type: PN9
Bandwidth:	15.0 MHz
Integration Time:	10.0 ms

<sup>1</sup> PAR (0.1%) in accordance with FCC KDB 971168, Section 6.0 "Measurement of the Peak-to-Average Power Ratio (PAPR)"

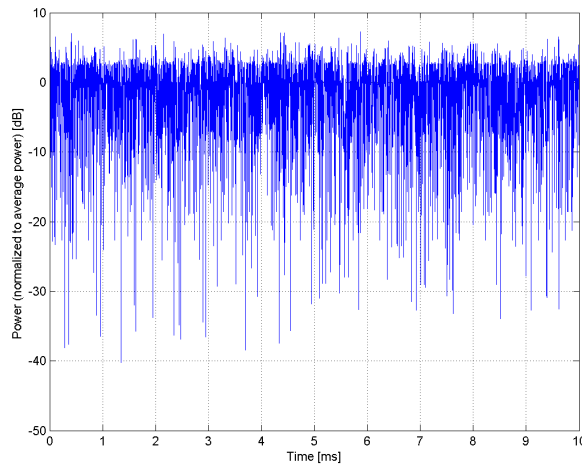
<sup>2</sup> Modulation Interference Factor (MIF) value valid only in conjunction with advanced probe response linearization calibration for the same communication system (same UID and version).



**Complementary Cumulative Distribution Function (CCDF)**



**Frequency Domain**



**Time Domain**