


DUT and SAR Set-up Photos

Overall Dimensions



Front View of the DUT



Rear View of the DUT

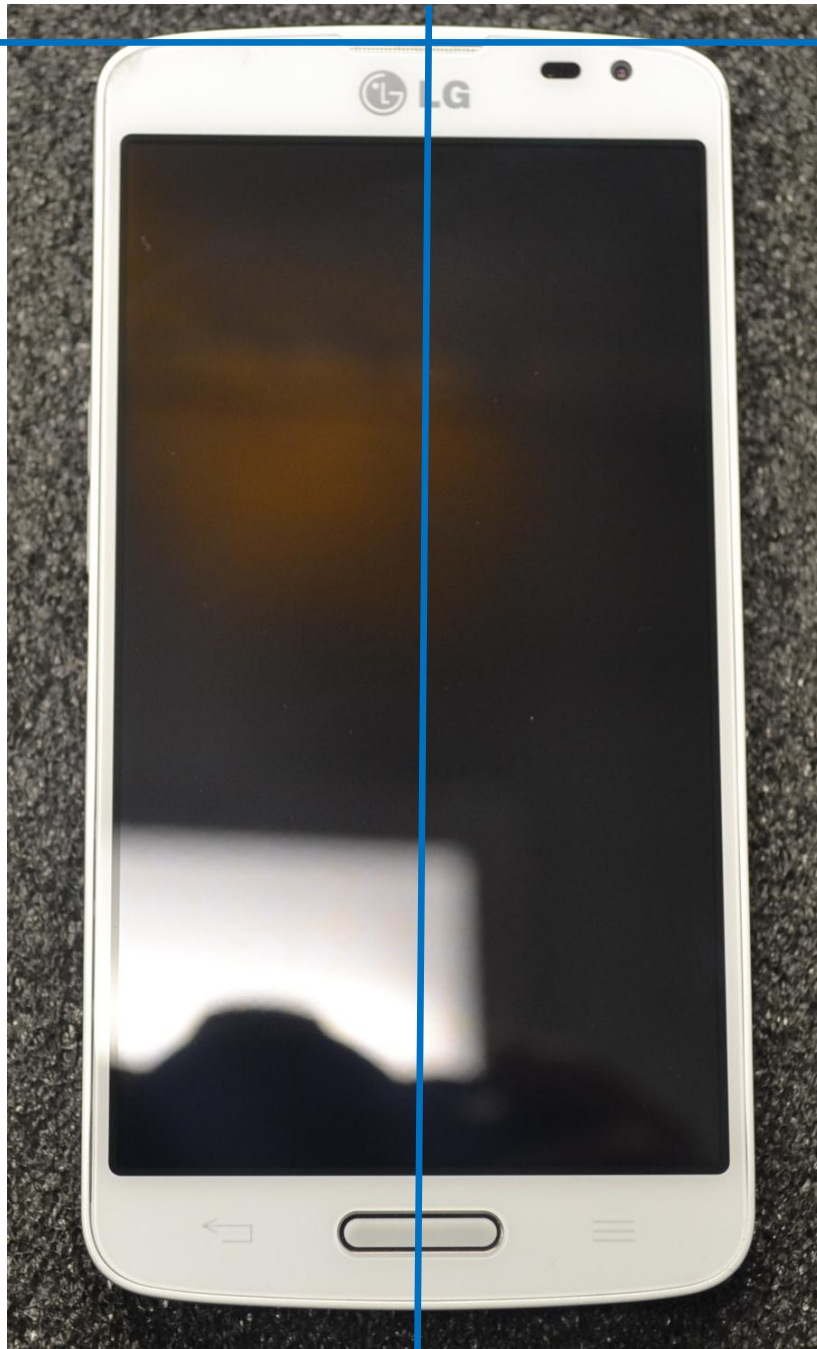


Setup Photos

Handset Vertical and Horizontal Reference Lines


Vertical
Center Line

Horizontal
Line




Head Exposure Conditions

Left Touch




Left Tilt (15°)



Right Touch




Right Tilt (15°)




Body-worn Accessory & Hotspot mode Exposure Conditions

Rear




Front




Hotspot Exposure Conditions


Edge 1




Edge 2



Edge 3



Edge 4



Antenna Dimensions & Separation Distances

- ① CDMA BC0/BC1/BC10, LTE B25/B26 Tx/Rx
- ② LTE B41 Tx/Rx
- ③ BT/Wi-Fi Tx/Rx

