




# APPENDIX F: SAR TEST SETUP PHOTOGRAPHS



FCC ID ZNFLS720		SAR EVALUATION REPORT		Reviewed by: Quality Manager
Test Dates: 03/04/13 - 03/19/13	DUT Type: Portable Handset			APPENDIX F: Page 1 of 6



**SAR Test Setup Photo 1: Right Cheek**




**SAR Test Setup Photo 2: Right Tilt**



<b>FCC ID</b> ZNFLS720		<b>SAR EVALUATION REPORT</b>	 <b>Reviewed by:</b> Quality Manager
<b>Test Dates:</b> 03/04/13 - 03/19/13	<b>DUT Type:</b> Portable Handset	<b>APPENDIX F:</b> Page 2 of 6	



**SAR Test Setup Photo 3: Left Cheek**



**SAR Test Setup Photo 4: Left Tilt**



<b>FCC ID</b> ZNFLS720		<b>SAR EVALUATION REPORT</b>		<b>Reviewed by:</b> Quality Manager
<b>Test Dates:</b> 03/04/13 - 03/19/13	<b>DUT Type:</b> Portable Handset			<b>APPENDIX F:</b> Page 3 of 6



**SAR Test Setup Photo 5: Back Side at 10 mm**




**SAR Test Setup Photo 6: Front Side at 10 mm**



FCC ID ZNFLS720		SAR EVALUATION REPORT		Reviewed by: Quality Manager
Test Dates: 03/04/13 - 03/19/13	DUT Type: Portable Handset			APPENDIX F: Page 4 of 6



**SAR Test Setup Photo 7: Bottom Edge at 10 mm**



**SAR Test Setup Photo 8: Right Edge at 10 mm**



FCC ID ZNFLS720		SAR EVALUATION REPORT		Reviewed by: Quality Manager
Test Dates: 03/04/13 - 03/19/13	DUT Type: Portable Handset			APPENDIX F: Page 5 of 6



**SAR Test Setup Photo 9: Left Edge at 10 mm**



**SAR Test Setup Photo 10: Vertical and Horizontal Reference Lines**

FCC ID ZNFLS720		SAR EVALUATION REPORT		Reviewed by: Quality Manager
Test Dates: 03/04/13 - 03/19/13	DUT Type: Portable Handset			APPENDIX F: Page 6 of 6