

## 7.4 Band Edge Emissions at Antenna Terminal

§2.1051 §22.917(a) §24.238(a) §27.53(g) §27.53(h) §27.53(m)

### Test Overview

All out of band emissions are measured with a spectrum analyzer connected to the antenna terminal of the EUT while the EUT is operating at its maximum duty cycle, at maximum power, and at the appropriate frequencies. All data rates were investigated to determine the worst case configuration. All modes of operation were investigated and the worst case configuration results are reported in this section.

**The minimum permissible attenuation level for Band 41 is as noted in the Test Notes on the following page.**

**The minimum permissible attenuation level of any spurious emission is  $43 + \log_{10}(P_{[Watts]})$ , where  $P$  is the transmitter power in Watts.**

### Test Procedure Used

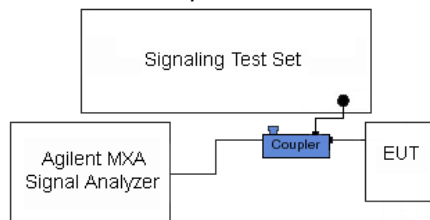
KDB 971168 D01 v02r02 – Section 6.0

### Test Settings

1. Start and stop frequency were set such that the band edge would be placed in the center of the plot
2. Span was set large enough so as to capture all out of band emissions near the band edge
3. RBW  $\geq$  1% of the emission bandwidth
4. VBW  $\geq$  3 x RBW
5. Detector = RMS
6. Number of sweep points  $\geq$  2 x Span/RBW
7. Trace mode = trace average for continuous emissions, max hold for pulse emissions
8. Sweep time = auto couple
9. The trace was allowed to stabilize

### Test Setup



The EUT and measurement equipment were set up as shown in the diagram below.



**Figure 7-3. Test Instrument & Measurement Setup**

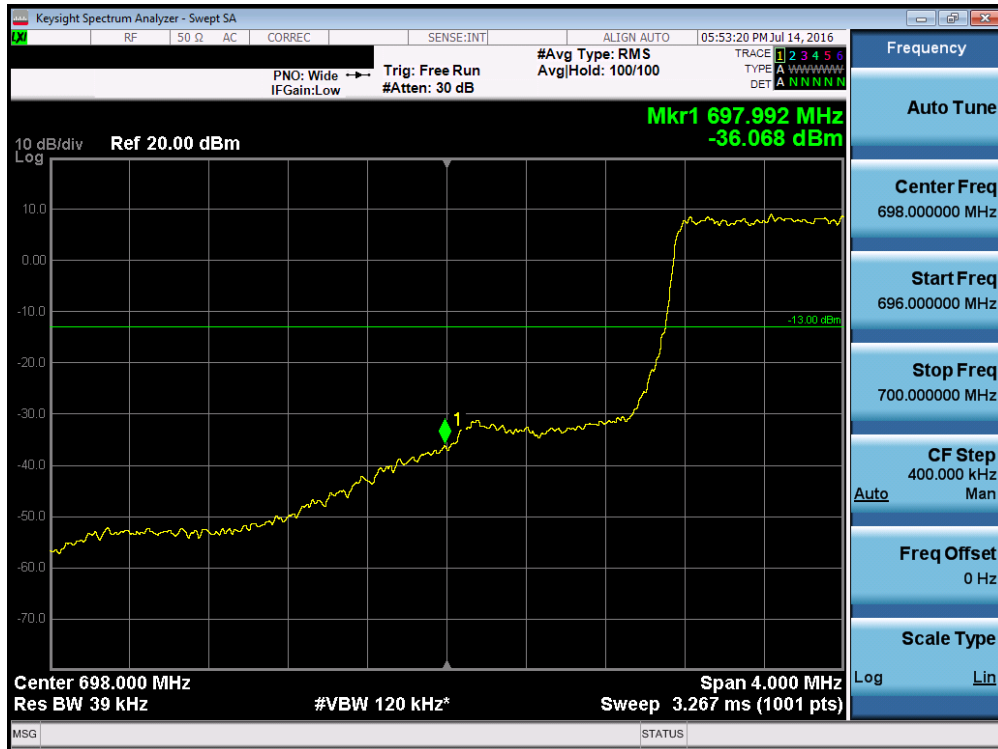
### Test Notes

Per 22.917(b) 24.238(a) 27.53(h) in the 1 MHz bands immediately outside and adjacent to the frequency block a resolution bandwidth of at least one percent of the emission bandwidth of the fundamental emission of the transmitter may be employed to demonstrate compliance with the out-of-band emissions limit. The emission bandwidth is defined as the width of the signal between two points, one below the carrier center frequency and one above the carrier center frequency, outside of which all emission are attenuated at least 26 dB below the transmitter power.

FCC ID: ZNFLS676		FCC Pt. 22, 24, & 27 LTE MEASUREMENT REPORT (CERTIFICATION)		Reviewed by: Quality Manager
Test Report S/N: 0Y1607051164.ZNF	Test Dates: July 06 - 22, 2016	EUT Type: Portable Handset		Page 64 of 144

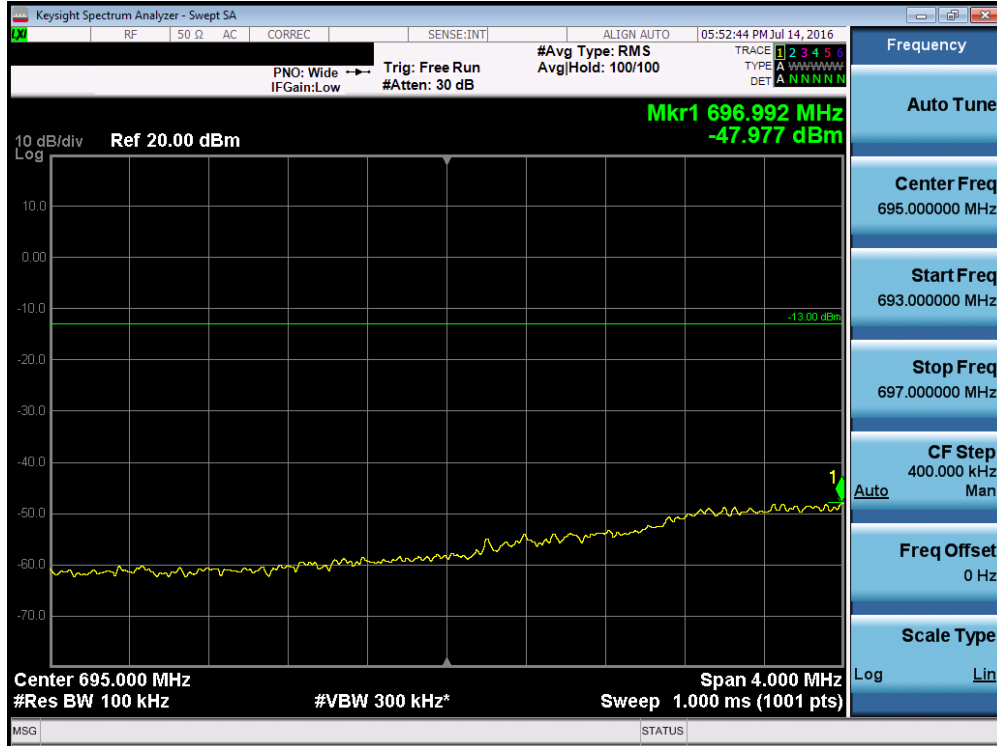
Per 27.53(g) for operations in the 698-746 MHz band, in the 100 kHz bands immediately outside and adjacent to the frequency block a resolution bandwidth of at least 30 kHz may be employed to demonstrate compliance with the out-of-band emissions limit.

Per 27.53(m) for operations in the BRS/EBS bands, the attenuation factor shall be not less than  $40 + 10 \log(P)$  dB on all frequencies between the channel edge and 5 megahertz from the channel edge,  $43 + 10 \log(P)$  dB on all frequencies between 5 megahertz and X megahertz from the channel edge, and  $55 + 10 \log(P)$  dB on all frequencies more than X megahertz from the channel edge, where X is the greater of 6 megahertz or the actual emission bandwidth. In addition, the attenuation factor shall not be less than  $43 + 10 \log(P)$  dB on all frequencies between 2490.5 MHz and 2496 MHz and  $55 + 10 \log(P)$  dB at or below 2490.5 MHz.



Plot 7-96. Lower Band Edge Plot (Band 12 – 1.4MHz QPSK – RB Size 6)

FCC ID: ZNFLS676	PCTEST ENGINEERING LABORATORY, INC.	FCC Pt. 22, 24, & 27 LTE MEASUREMENT REPORT (CERTIFICATION)		Reviewed by: Quality Manager
Test Report S/N: 0Y1607051164.ZNF	Test Dates: July 06 - 22, 2016	EUT Type: Portable Handset		Page 65 of 144



Plot 7-97. Lower Extended Band Edge Plot (Band 12 – 1.4MHz QPSK – RB Size 6)

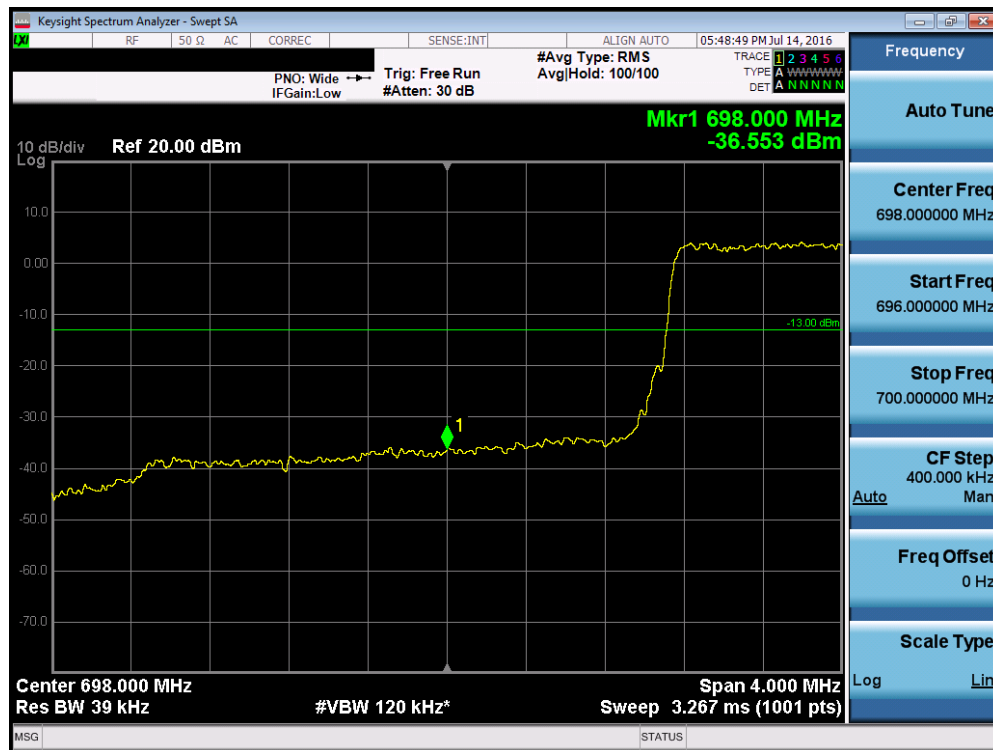


Plot 7-98. Upper Band Edge Plot (Band 12 – 1.4MHz QPSK – RB Size 6)

FCC ID: ZNFLS676	PCTEST ENGINEERING LABORATORY, INC.	FCC Pt. 22, 24, & 27 LTE MEASUREMENT REPORT (CERTIFICATION)	LG	Reviewed by: Quality Manager
Test Report S/N: 0Y1607051164.ZNF	Test Dates: July 06 - 22, 2016	EUT Type: Portable Handset		Page 66 of 144



Plot 7-99. Upper Extended Band Edge Plot (Band 12 – 1.4MHz QPSK – RB Size 6)

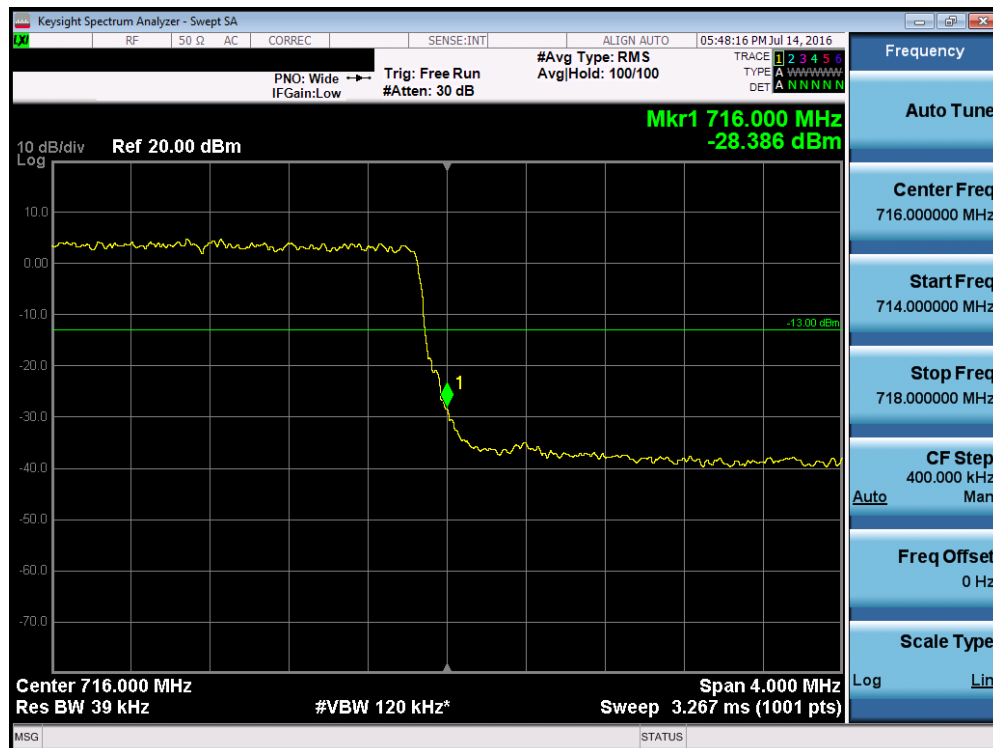


Plot 7-100. Lower Band Edge Plot (Band 12 – 3.0MHz QPSK – RB Size 15)

FCC ID: ZNFLS676	PCTEST ENGINEERING LABORATORY, INC.	FCC Pt. 22, 24, & 27 LTE MEASUREMENT REPORT (CERTIFICATION)	LG	Reviewed by: Quality Manager
Test Report S/N: 0Y1607051164.ZNF	Test Dates: July 06 - 22, 2016	EUT Type: Portable Handset		Page 67 of 144

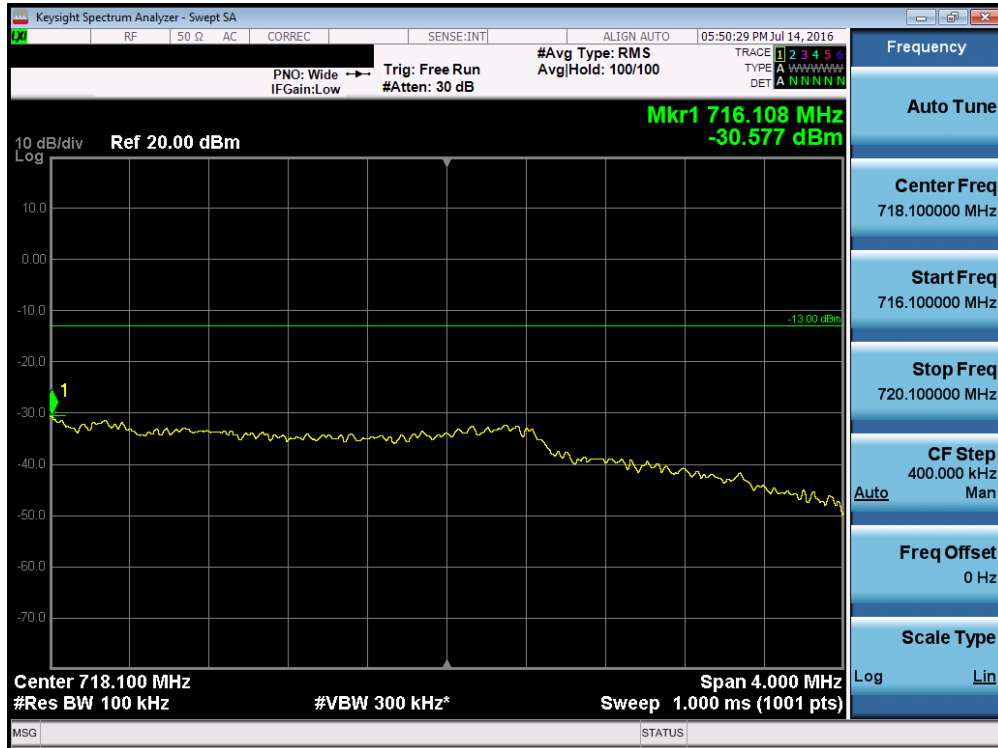


Plot 7-101. Lower Extended Band Edge Plot (Band 12 – 3.0MHz QPSK – RB Size 15)

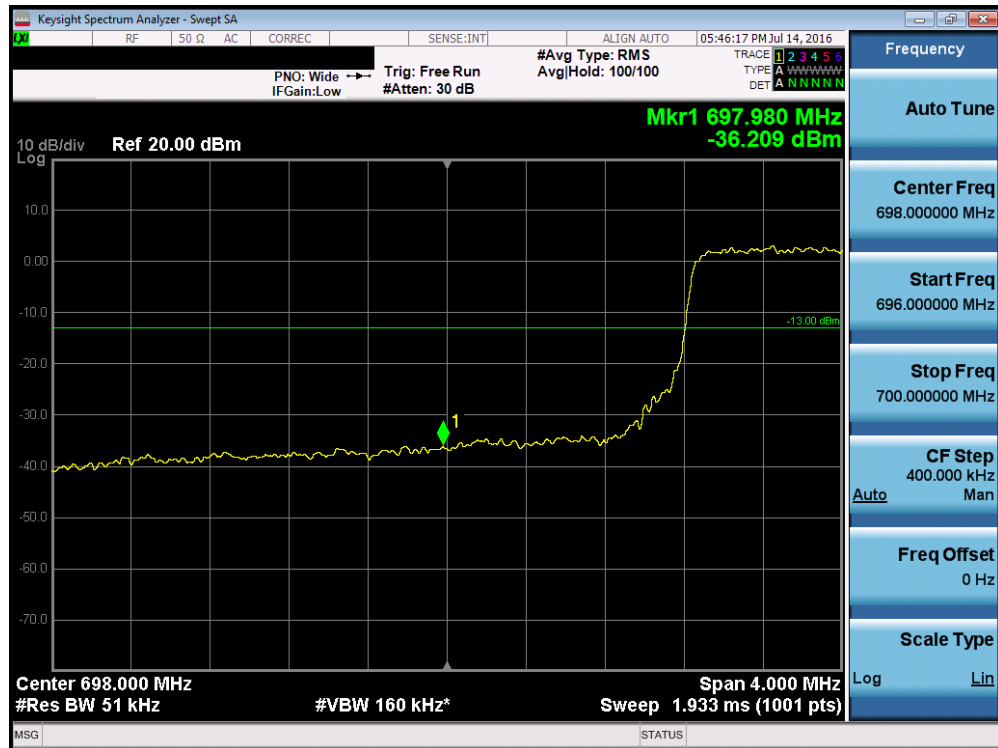


Plot 7-102. Upper Band Edge Plot (Band 12 – 3.0MHz QPSK – RB Size 15)

FCC ID: ZNFLS676	PCTEST ENGINEERING LABORATORY, INC.	FCC Pt. 22, 24, & 27 LTE MEASUREMENT REPORT (CERTIFICATION)	LG	Reviewed by: Quality Manager
Test Report S/N: 0Y1607051164.ZNF	Test Dates: July 06 - 22, 2016	EUT Type: Portable Handset		Page 68 of 144

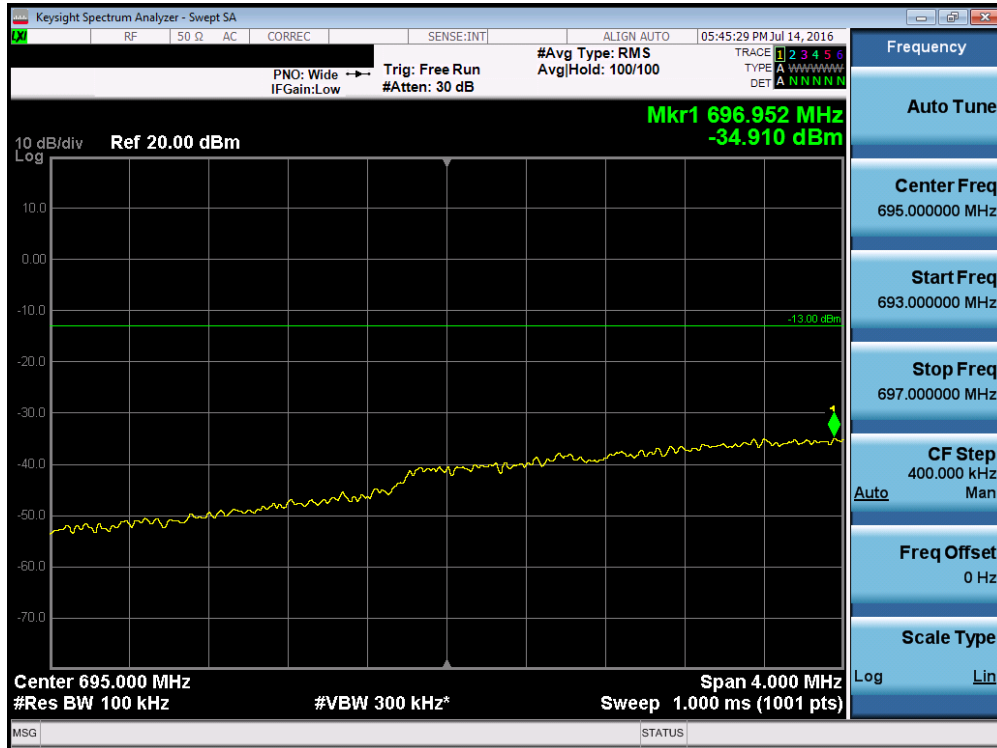


Plot 7-103. Upper Extended Band Edge Plot (Band 12 – 3.0MHz QPSK – RB Size 15)

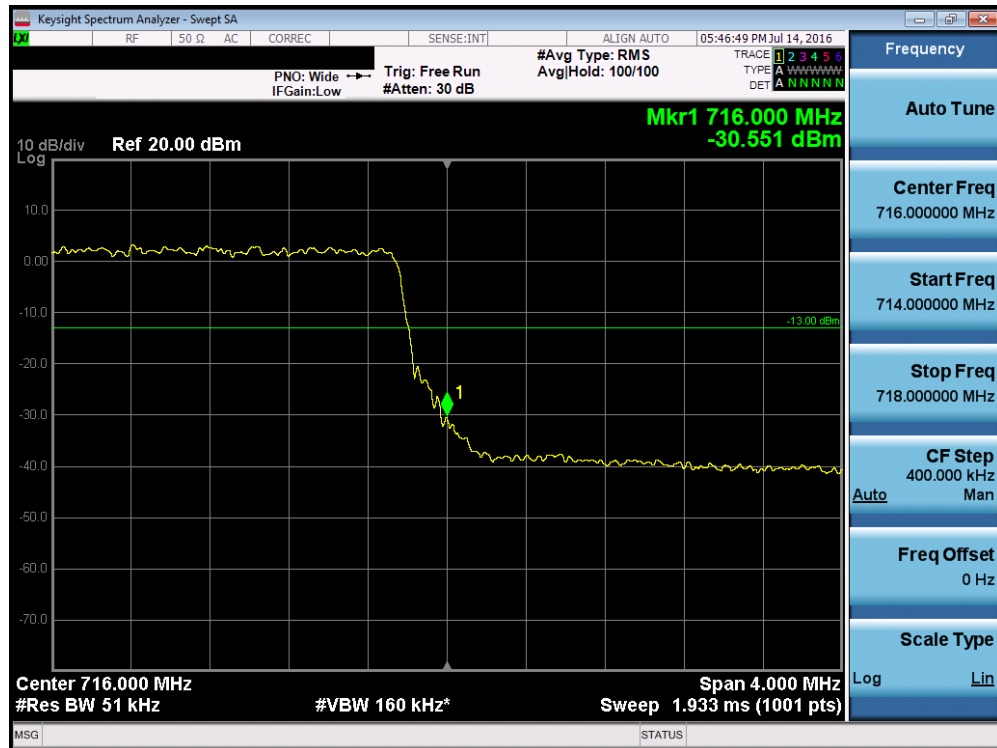


Plot 7-104. Lower Band Edge Plot (Band 12 – 5.0MHz QPSK – RB Size 25)

FCC ID: ZNFLS676	PCTEST ENGINEERING LABORATORY, INC.	FCC Pt. 22, 24, & 27 LTE MEASUREMENT REPORT (CERTIFICATION)	LG	Reviewed by: Quality Manager
Test Report S/N: 0Y1607051164.ZNF	Test Dates: July 06 - 22, 2016	EUT Type: Portable Handset		Page 69 of 144

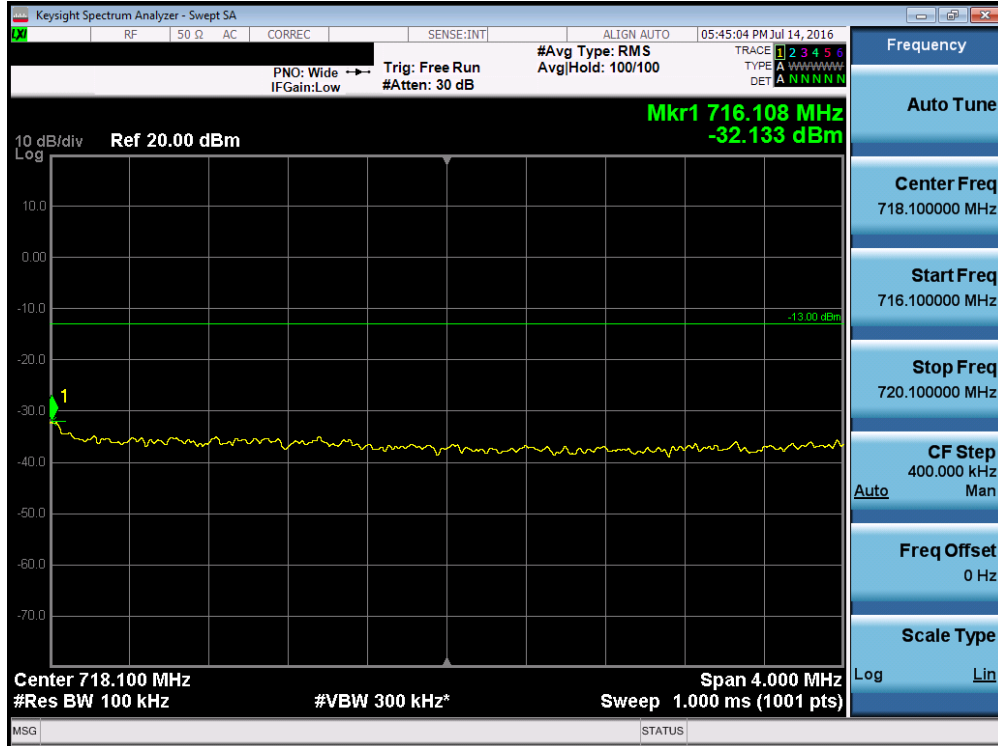


Plot 7-105. Lower Extended Band Edge Plot (Band 12 – 5.0MHz QPSK – RB Size 25)

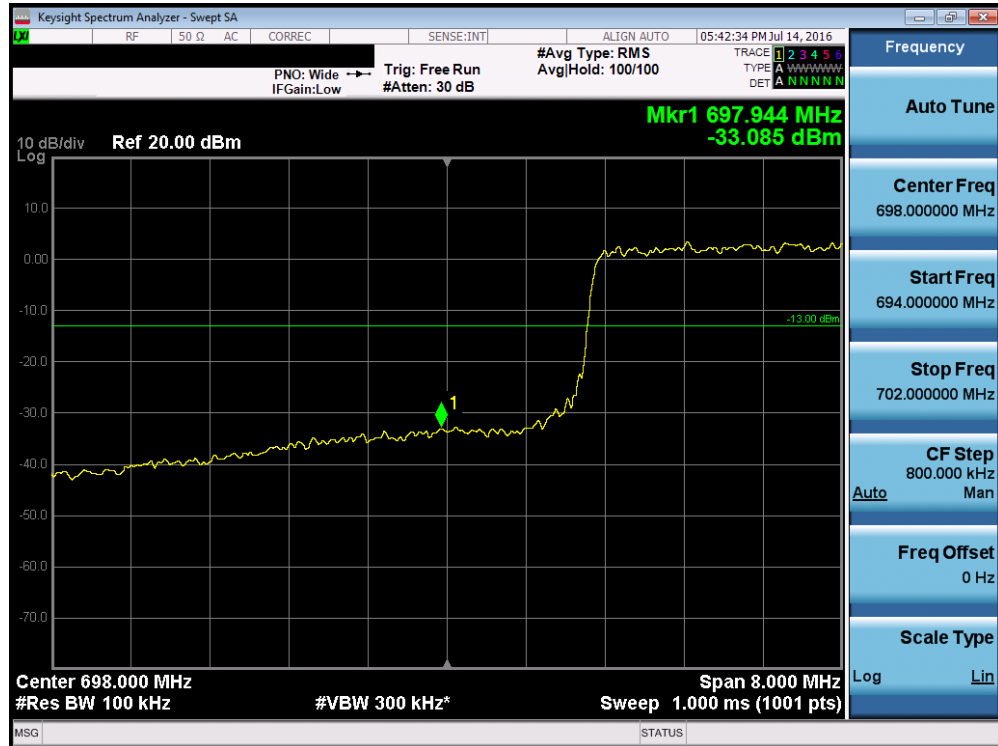


Plot 7-106. Upper Band Edge Plot (Band 12 – 5.0MHz QPSK – RB Size 25)

FCC ID: ZNFLS676	PCTEST ENGINEERING LABORATORY, INC.	FCC Pt. 22, 24, & 27 LTE MEASUREMENT REPORT (CERTIFICATION)	LG	Reviewed by: Quality Manager
Test Report S/N: 0Y1607051164.ZNF	Test Dates: July 06 - 22, 2016	EUT Type: Portable Handset		Page 70 of 144



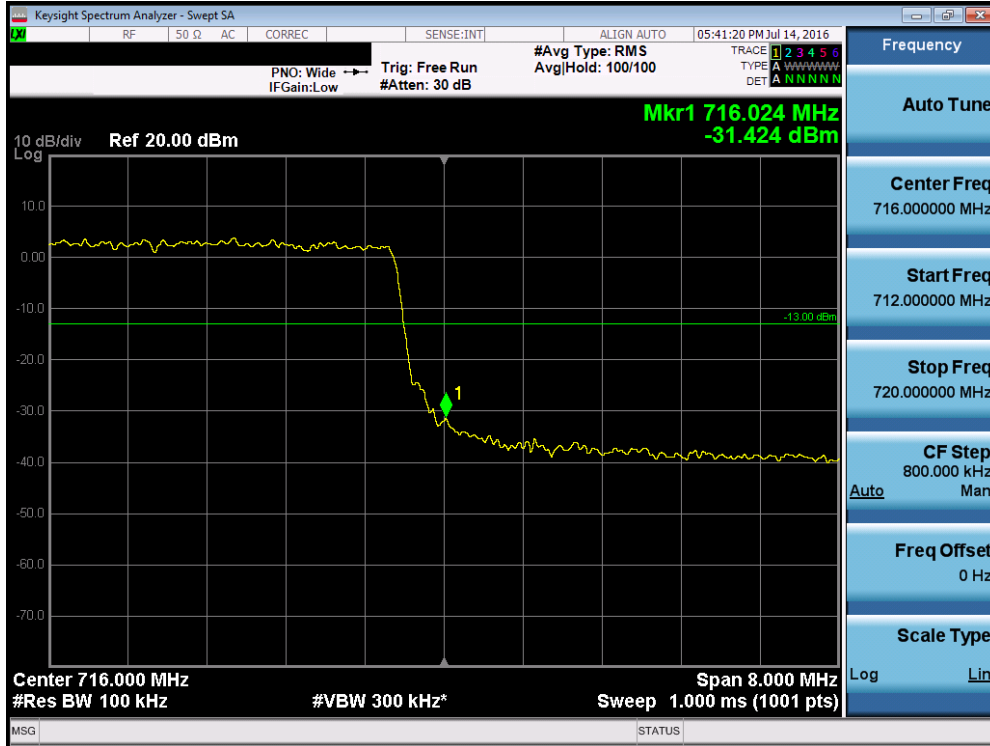
Plot 7-107. Upper Extended Band Edge Plot (Band 12 – 5.0MHz QPSK – RB Size 25)



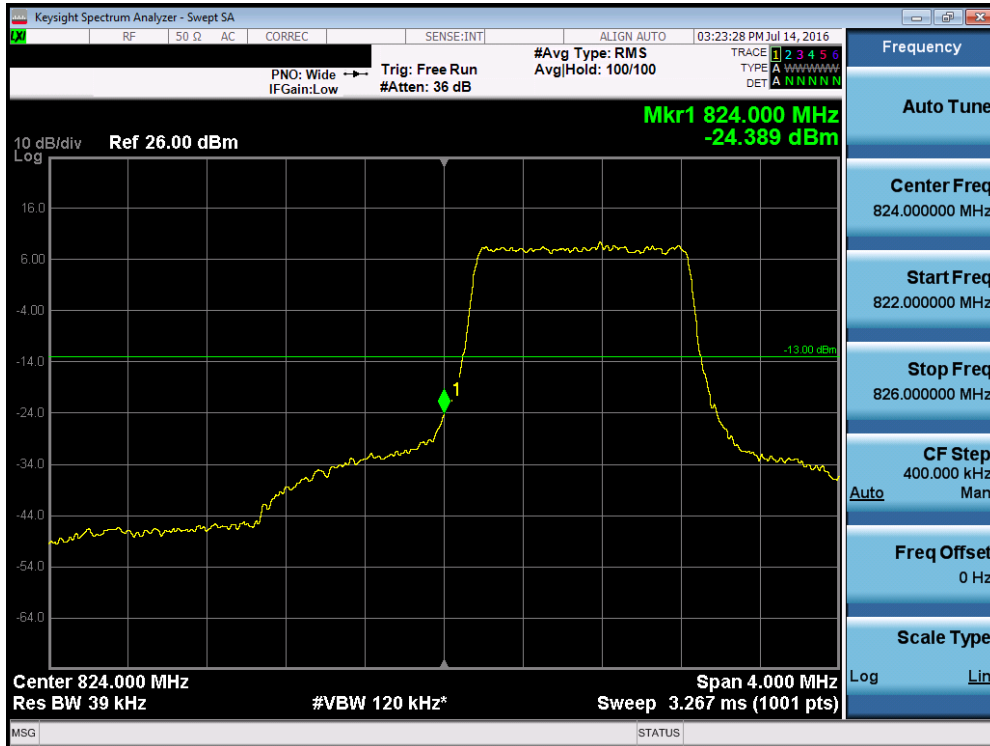
Plot 7-108. Lower Band Edge Plot (Band 12 – 10.0MHz QPSK – RB Size 50)

FCC ID: ZNFLS676	PCTEST ENGINEERING LABORATORY, INC.	FCC Pt. 22, 24, & 27 LTE MEASUREMENT REPORT (CERTIFICATION)	LG	Reviewed by: Quality Manager
Test Report S/N: 0Y1607051164.ZNF	Test Dates: July 06 - 22, 2016	EUT Type: Portable Handset		Page 71 of 144





Plot 7-109. Upper Band Edge Plot (Band 12 – 10.0MHz QPSK – RB Size 50)



Plot 7-110. Lower Band Edge Plot (Band 5/26 – 1.4MHz QPSK – RB Size 6)

FCC ID: ZNFLS676	PCTEST ENGINEERING LABORATORY, INC.	FCC Pt. 22, 24, & 27 LTE MEASUREMENT REPORT (CERTIFICATION)	LG	Reviewed by: Quality Manager
Test Report S/N: 0Y1607051164.ZNF	Test Dates: July 06 - 22, 2016	EUT Type: Portable Handset		Page 72 of 144

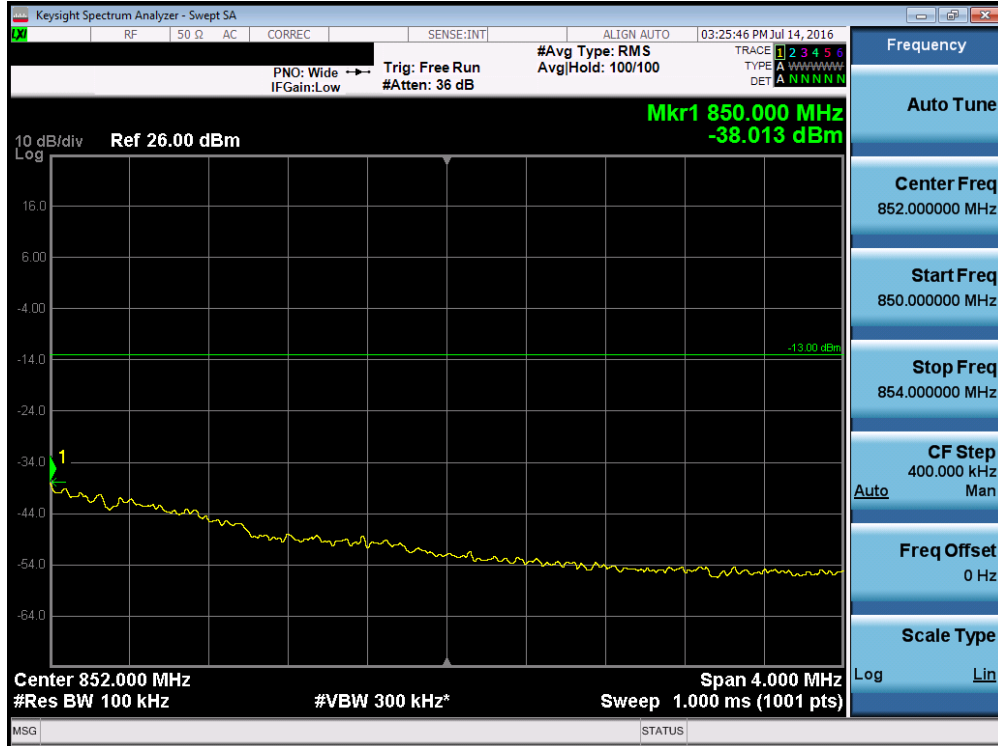


Plot 7-111. Lower Extended Band Edge Plot (Band 5/26 – 1.4MHz QPSK – RB Size 6)

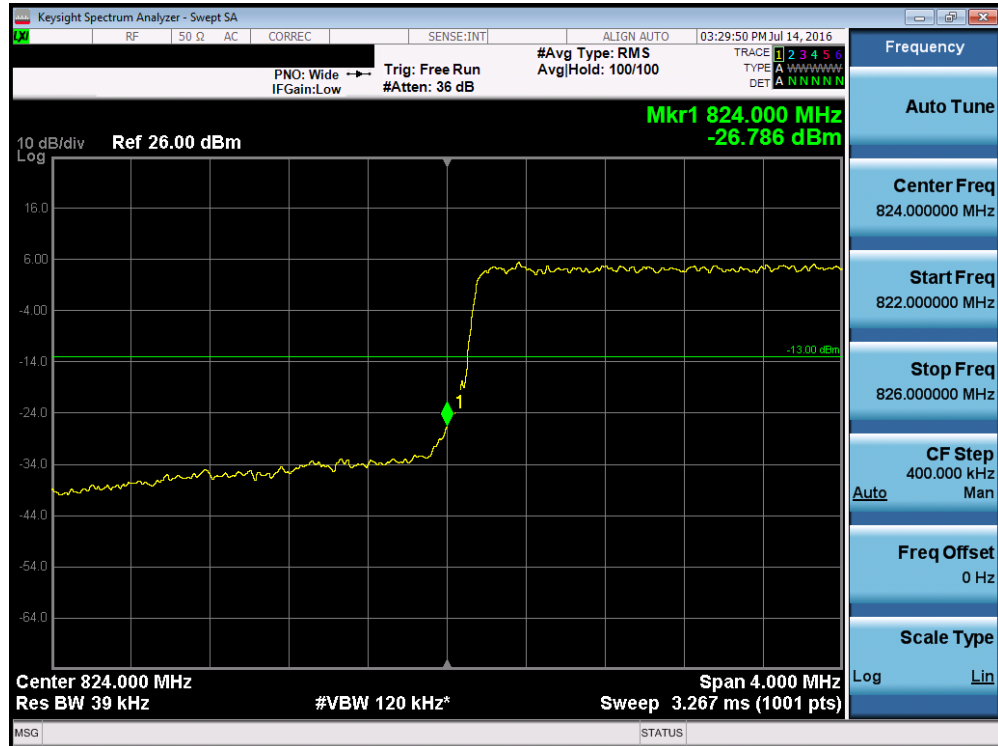


Plot 7-112. Upper Band Edge Plot (Band 5/26 – 1.4MHz QPSK – RB Size 6)

FCC ID: ZNFLS676	PCTEST ENGINEERING LABORATORY, INC.	FCC Pt. 22, 24, & 27 LTE MEASUREMENT REPORT (CERTIFICATION)	LG	Reviewed by: Quality Manager
Test Report S/N: 0Y1607051164.ZNF	Test Dates: July 06 - 22, 2016	EUT Type: Portable Handset		Page 73 of 144



Plot 7-113. Upper Extended Band Edge Plot (Band 5/26 – 1.4MHz QPSK – RB Size 6)

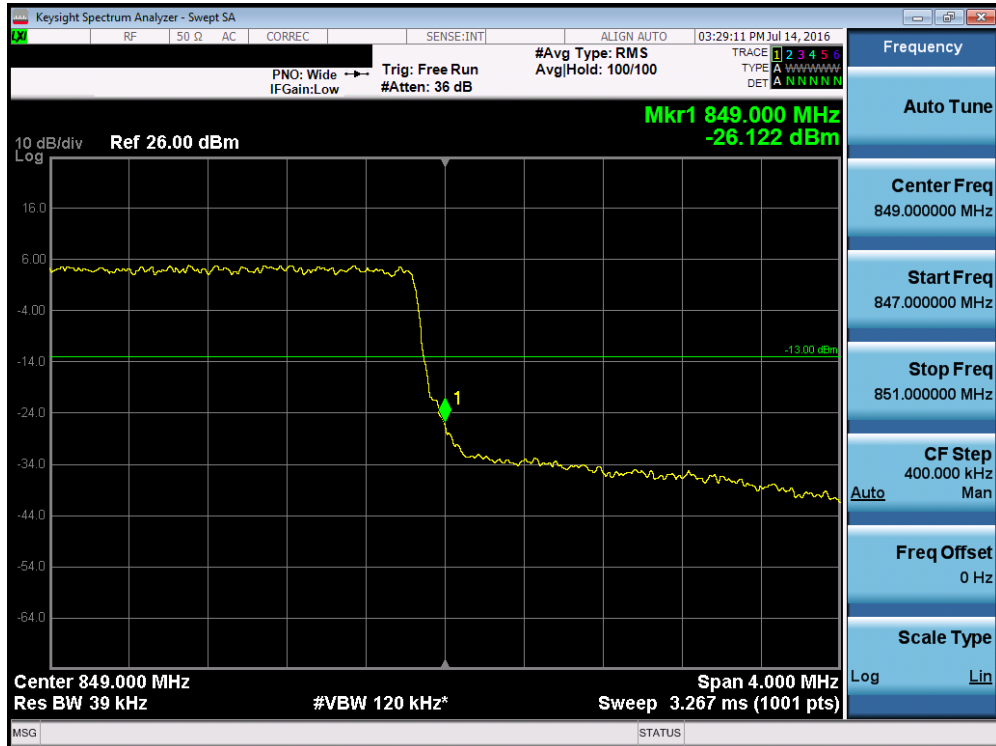


Plot 7-114. Lower Band Edge Plot (Band 5/26 – 3.0MHz QPSK – RB Size 15)

FCC ID: ZNFLS676	PCTEST ENGINEERING LABORATORY, INC.	FCC Pt. 22, 24, & 27 LTE MEASUREMENT REPORT (CERTIFICATION)	LG	Reviewed by: Quality Manager
Test Report S/N: 0Y1607051164.ZNF	Test Dates: July 06 - 22, 2016	EUT Type: Portable Handset		Page 74 of 144



Plot 7-115. Lower Extended Band Edge Plot (Band 5/26 – 3.0MHz QPSK – RB Size 15)

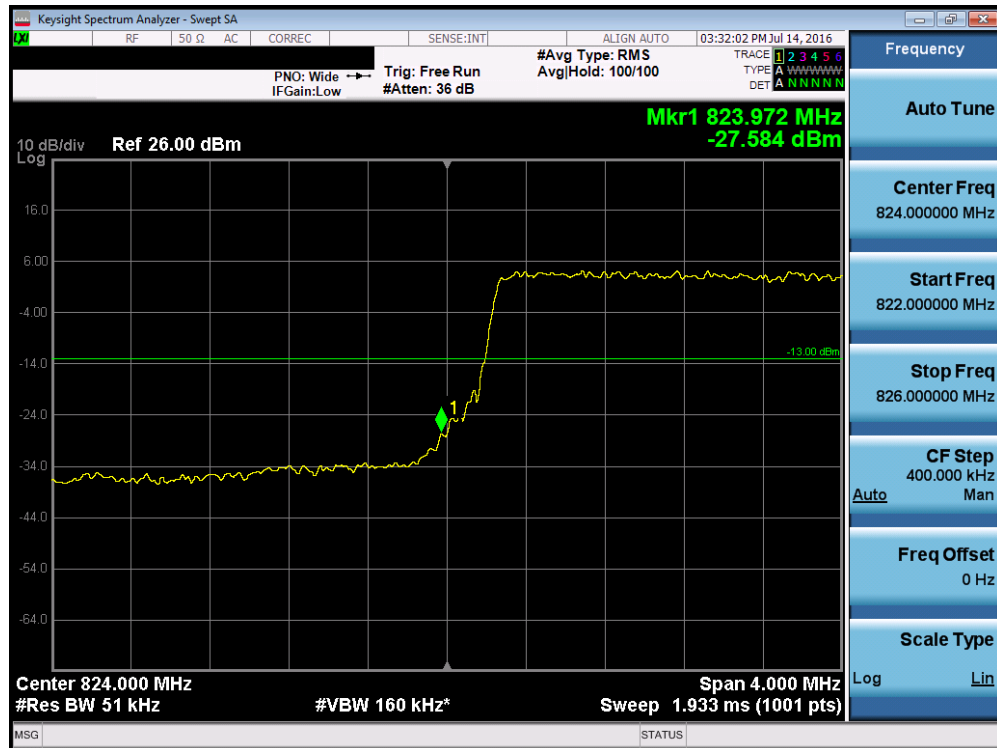


Plot 7-116. Upper Band Edge Plot (Band 5/26 – 3.0MHz QPSK – RB Size 15)

FCC ID: ZNFLS676	PCTEST ENGINEERING LABORATORY, INC.	FCC Pt. 22, 24, & 27 LTE MEASUREMENT REPORT (CERTIFICATION)	LG	Reviewed by: Quality Manager
Test Report S/N: 0Y1607051164.ZNF	Test Dates: July 06 - 22, 2016	EUT Type: Portable Handset		Page 75 of 144

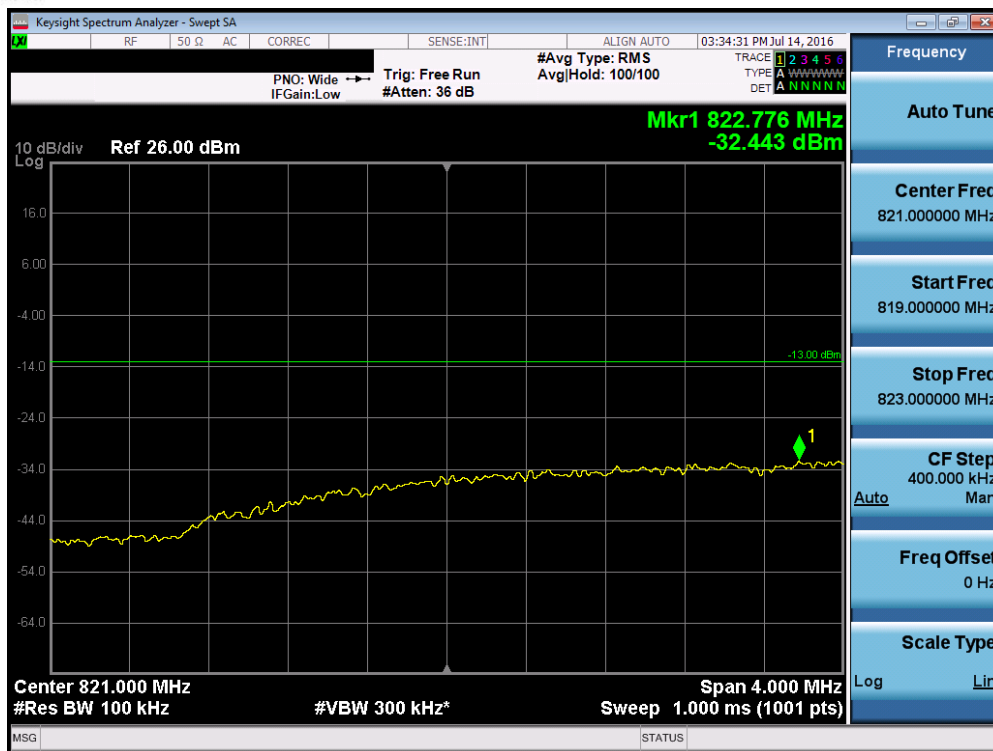


Plot 7-117. Upper Extended Band Edge Plot (Band 5/26 – Band 5 – 3.0MHz QPSK – RB Size 15)



Plot 7-118. Lower Band Edge Plot (Band 5/26 – 5.0MHz QPSK – RB Size 25)



FCC ID: ZNFLS676	PCTEST ENGINEERING LABORATORY, INC.	FCC Pt. 22, 24, & 27 LTE MEASUREMENT REPORT (CERTIFICATION)	LG	Reviewed by: Quality Manager
Test Report S/N: 0Y1607051164.ZNF	Test Dates: July 06 - 22, 2016	EUT Type: Portable Handset		Page 76 of 144



Plot 7-119. Lower Extended Band Edge Plot (Band 5/26 – 5.0MHz QPSK – RB Size 25)

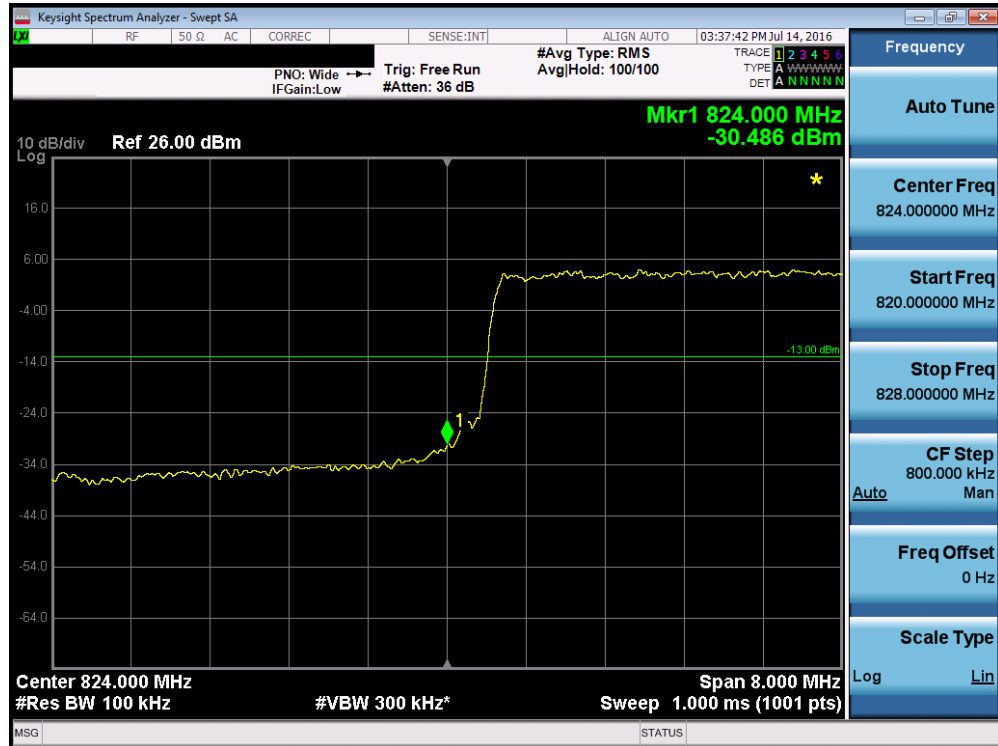


Plot 7-120. Upper Band Edge Plot (Band 5/26 – 5.0MHz QPSK – RB Size 25)

FCC ID: ZNFLS676		FCC Pt. 22, 24, & 27 LTE MEASUREMENT REPORT (CERTIFICATION)		Reviewed by: Quality Manager
Test Report S/N: 0Y1607051164.ZNF	Test Dates: July 06 - 22, 2016	EUT Type: Portable Handset		Page 77 of 144



Plot 7-121. Upper Extended Band Edge Plot (Band 5/26 – 5.0MHz QPSK – RB Size 25)

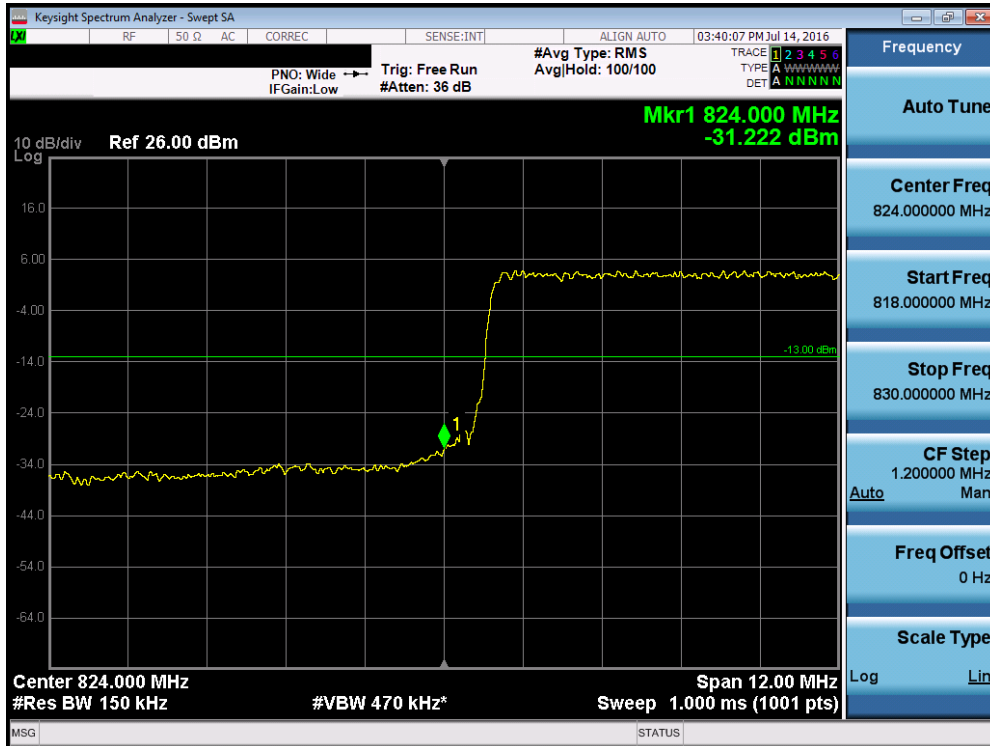


Plot 7-122. Lower Band Edge Plot (Band 5/26 – 10.0MHz QPSK – RB Size 50)

FCC ID: ZNFLS676	PCTEST ENGINEERING LABORATORY, INC.	FCC Pt. 22, 24, & 27 LTE MEASUREMENT REPORT (CERTIFICATION)	LG	Reviewed by: Quality Manager
Test Report S/N: 0Y1607051164.ZNF	Test Dates: July 06 - 22, 2016	EUT Type: Portable Handset		Page 78 of 144



Plot 7-123. Upper Band Edge Plot (Band 5/26 – 10.0MHz QPSK – RB Size 50)



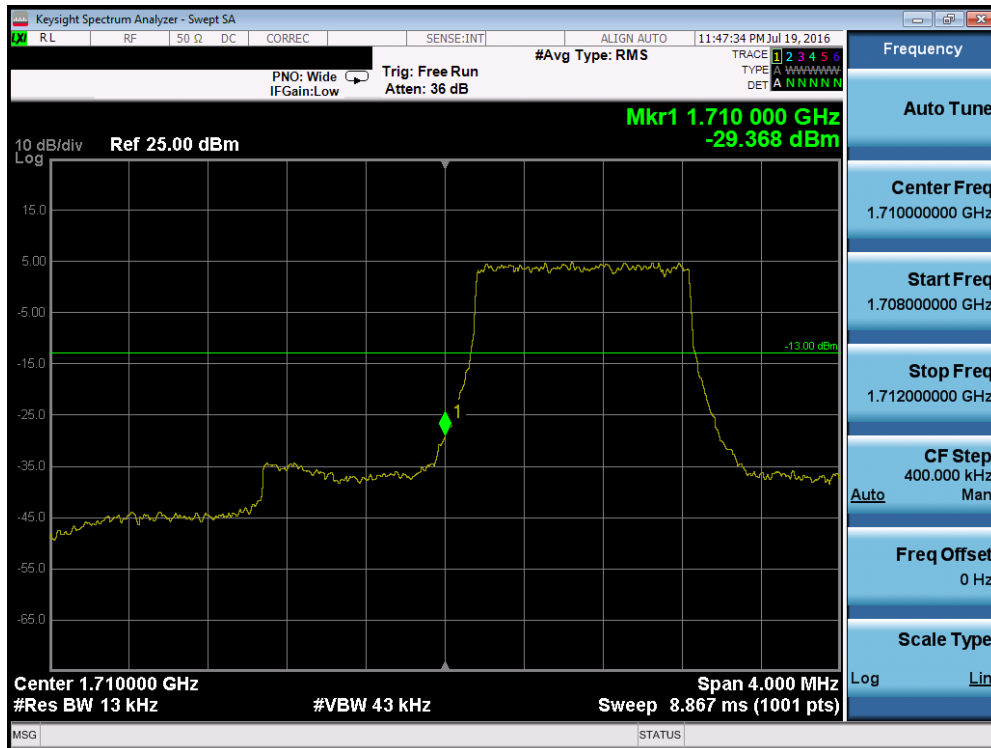
Plot 7-124. Lower Band Edge Plot (Band 26 – 15.0MHz QPSK – RB Size 75)

FCC ID: ZNFLS676	PCTEST ENGINEERING LABORATORY, INC.	FCC Pt. 22, 24, & 27 LTE MEASUREMENT REPORT (CERTIFICATION)	LG	Reviewed by: Quality Manager
Test Report S/N: 0Y1607051164.ZNF	Test Dates: July 06 - 22, 2016	EUT Type: Portable Handset		Page 79 of 144



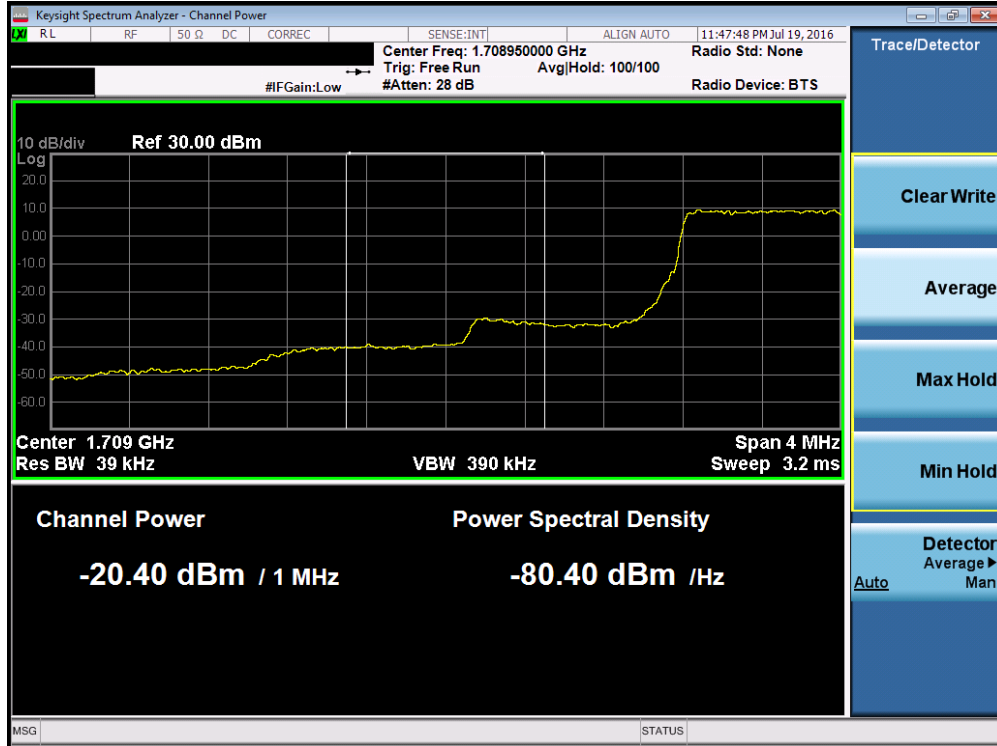


Plot 7-125. Upper Band Edge Plot (Band 26 – 15.0MHz QPSK – RB Size 75)

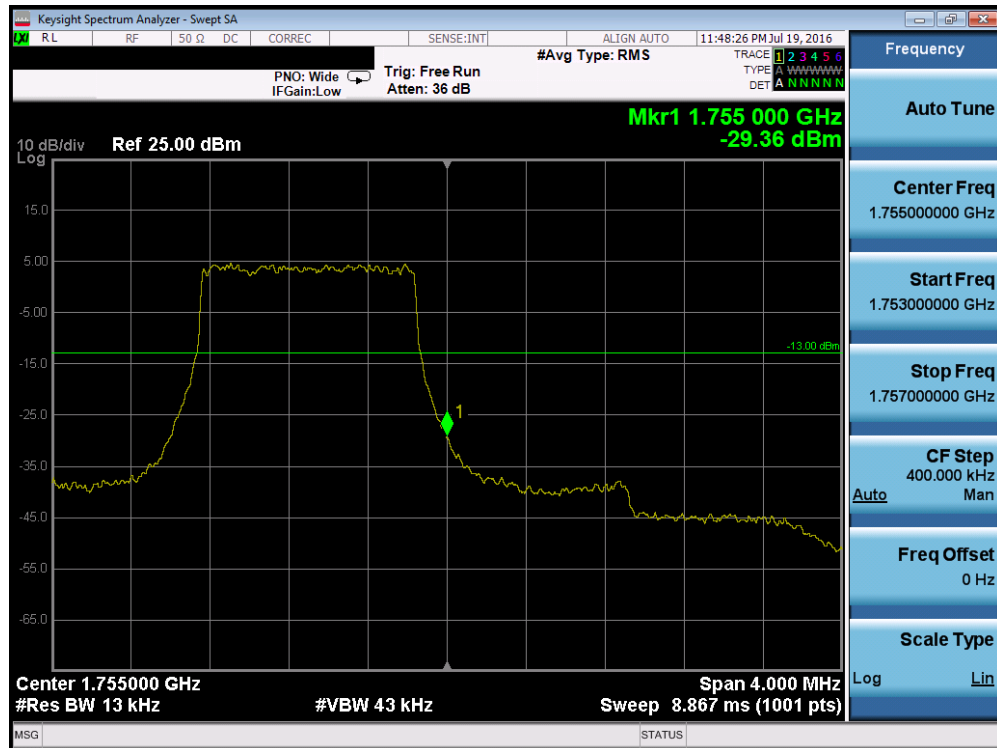


Plot 7-126. Lower Band Edge Plot (Band 4 – 1.4MHz QPSK – RB Size 6)

FCC ID: ZNFLS676	PCTEST ENGINEERING LABORATORY, INC.	FCC Pt. 22, 24, & 27 LTE MEASUREMENT REPORT (CERTIFICATION)	LG	Reviewed by: Quality Manager
Test Report S/N: 0Y1607051164.ZNF	Test Dates: July 06 - 22, 2016	EUT Type: Portable Handset		Page 80 of 144

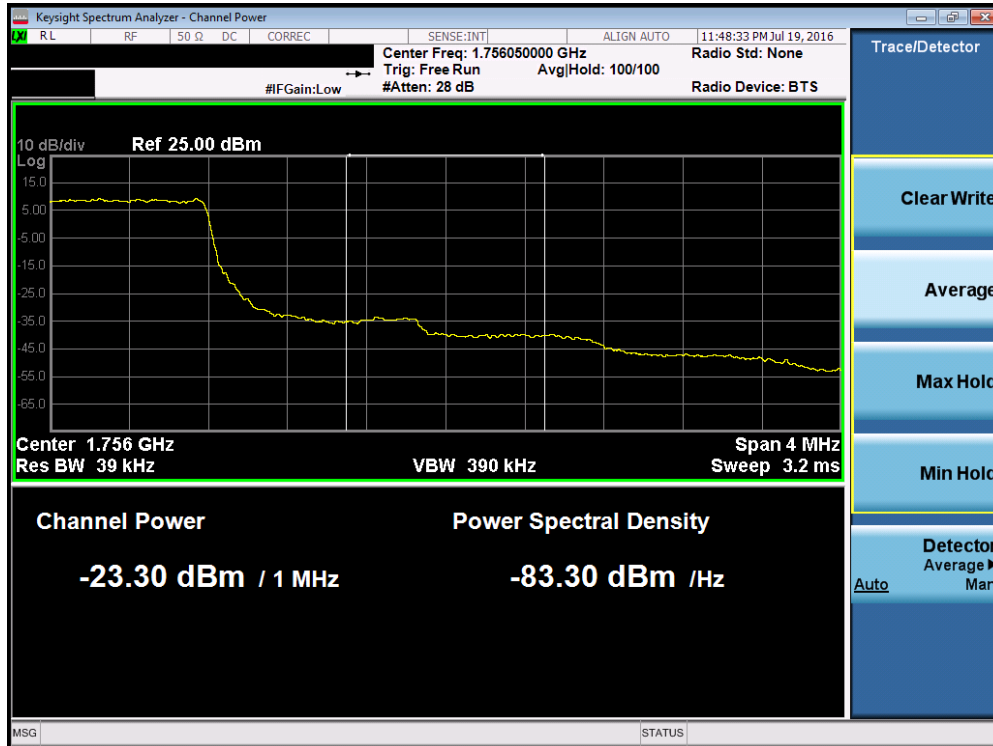


Plot 7-127. Lower Extended Band Edge Plot (Band 4 – 1.4MHz QPSK – RB Size 6)

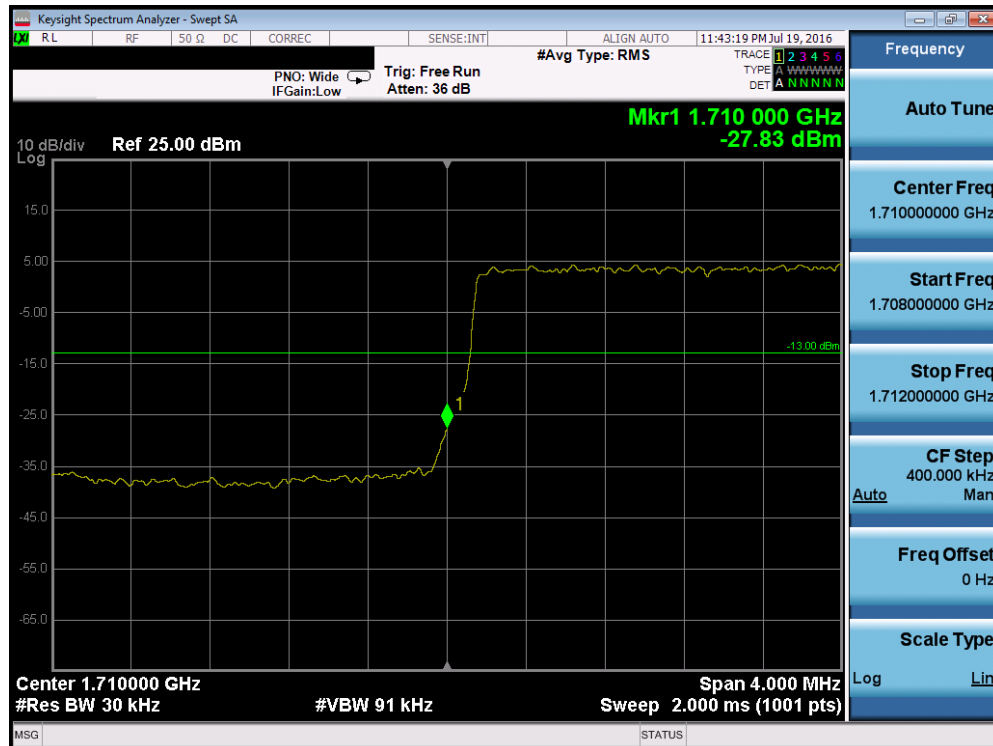


Plot 7-128. Upper Band Edge Plot (Band 4 – 1.4MHz QPSK – RB Size 6)

FCC ID: ZNFLS676		FCC Pt. 22, 24, & 27 LTE MEASUREMENT REPORT (CERTIFICATION)		Reviewed by: Quality Manager
Test Report S/N: 0Y1607051164.ZNF	Test Dates: July 06 - 22, 2016	EUT Type: Portable Handset		Page 81 of 144

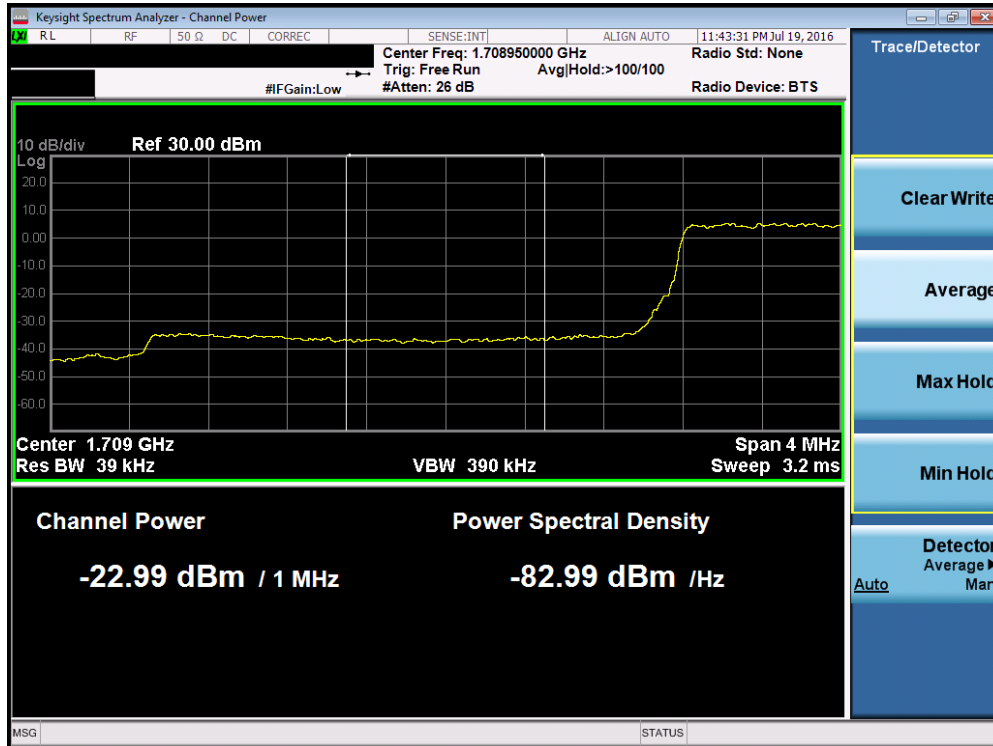


Plot 7-129. Upper Extended Band Edge Plot (Band 4 – 1.4MHz QPSK – RB Size 6)

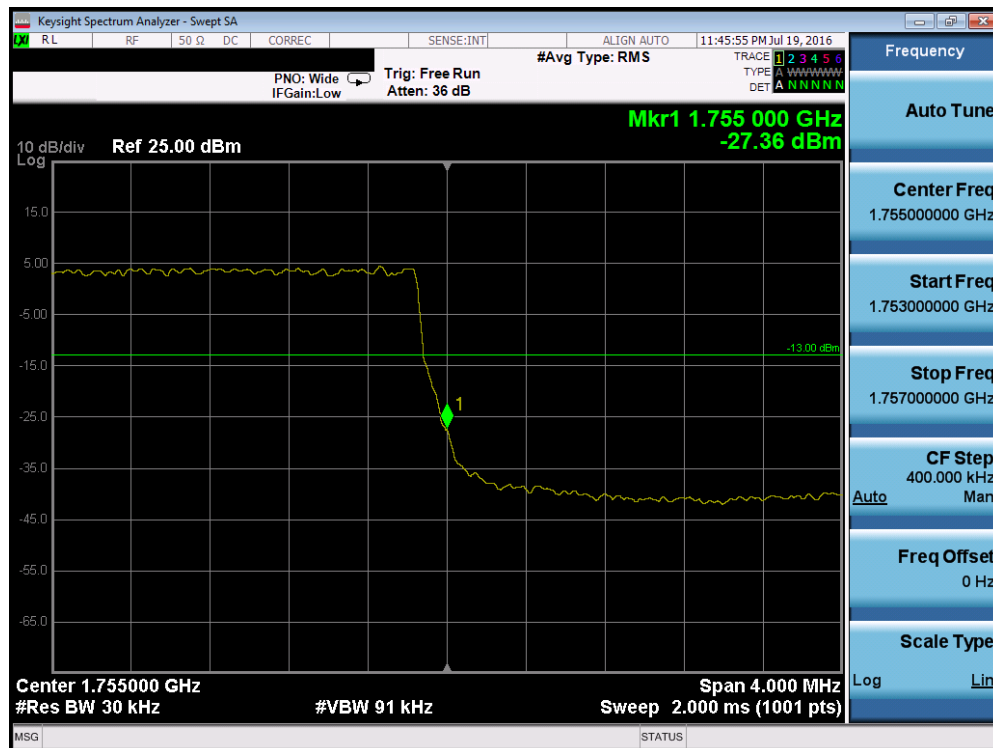


Plot 7-130. Lower Band Edge Plot (Band 4 – 3.0MHz QPSK – RB Size 15)

FCC ID: ZNFLS676	PCTEST ENGINEERING LABORATORY, INC.	FCC Pt. 22, 24, & 27 LTE MEASUREMENT REPORT (CERTIFICATION)	LG	Reviewed by: Quality Manager
Test Report S/N: 0Y1607051164.ZNF	Test Dates: July 06 - 22, 2016	EUT Type: Portable Handset		Page 82 of 144

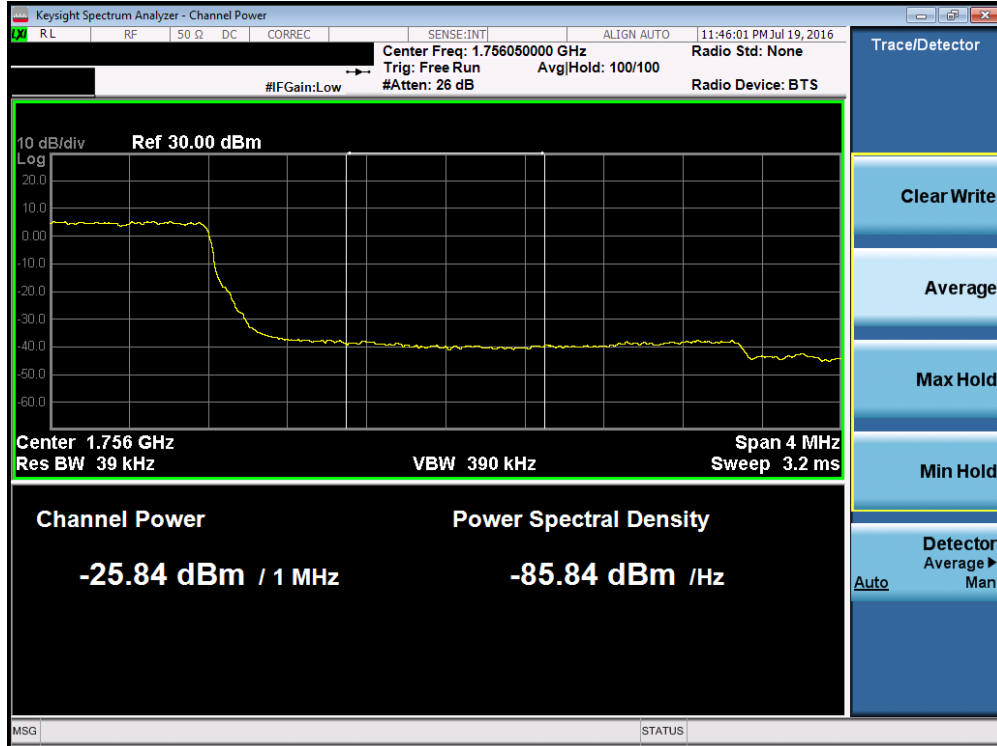


Plot 7-131. Lower Extended Band Edge Plot (Band 4 – 3.0MHz QPSK – RB Size 15)

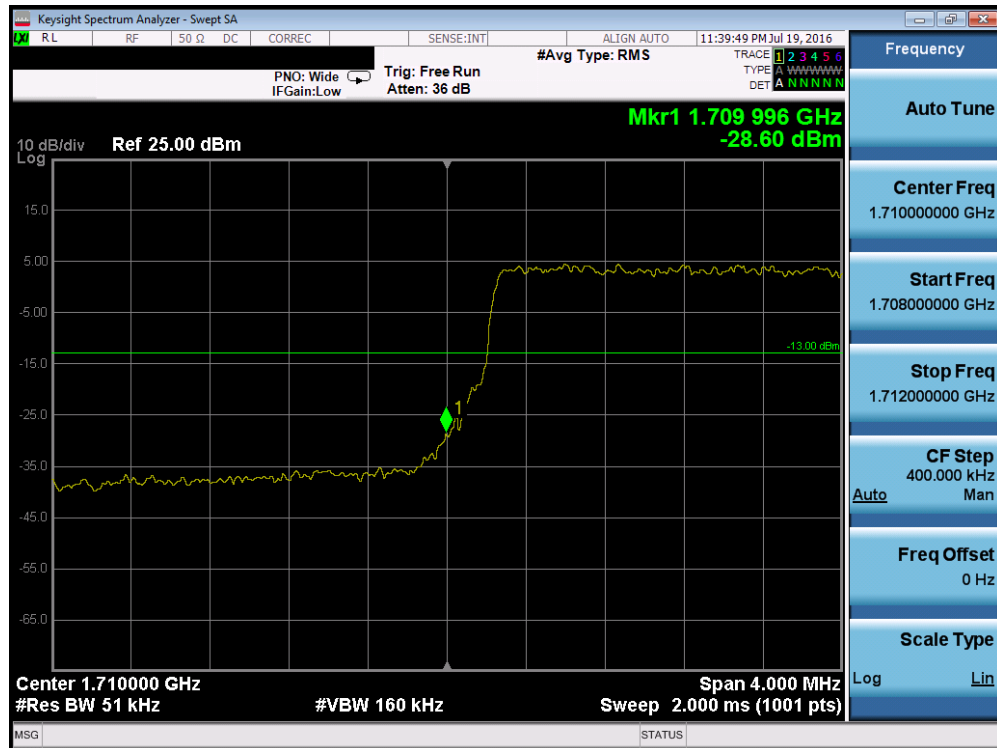


Plot 7-132. Upper Band Edge Plot (Band 4 – 3.0MHz QPSK – RB Size 15)



FCC ID: ZNFLS676	PCTEST ENGINEERING LABORATORY, INC.	FCC Pt. 22, 24, & 27 LTE MEASUREMENT REPORT (CERTIFICATION)	LG	Reviewed by: Quality Manager
Test Report S/N: 0Y1607051164.ZNF	Test Dates: July 06 - 22, 2016	EUT Type: Portable Handset		Page 83 of 144

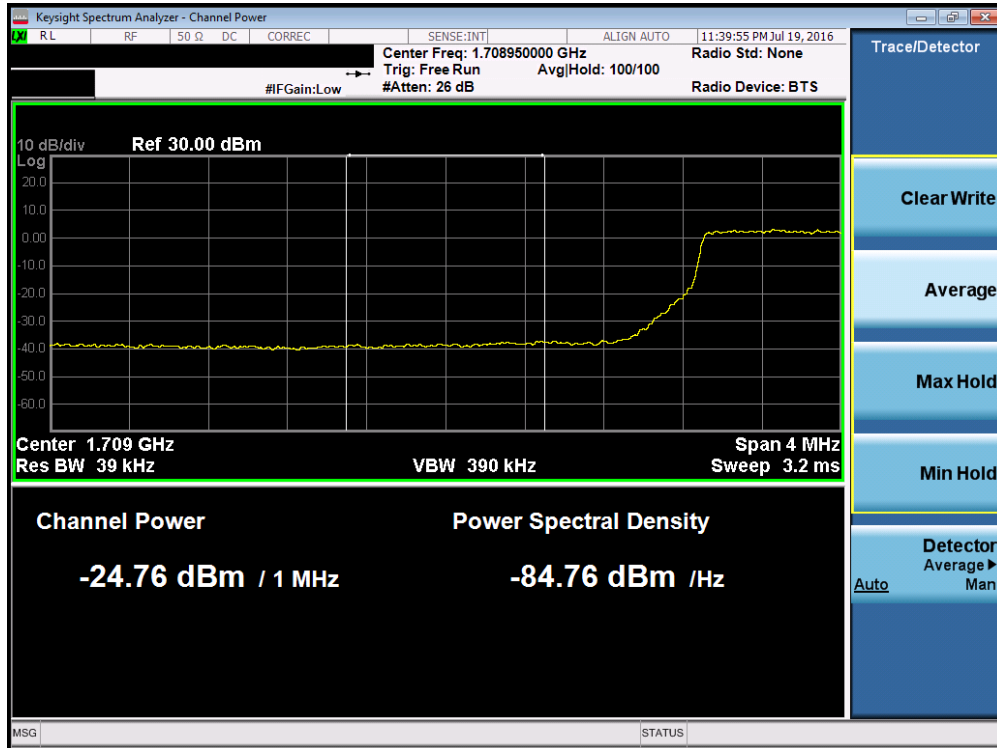


Plot 7-133. Upper Extended Band Edge Plot (Band 4 – 3.0MHz QPSK – RB Size 15)

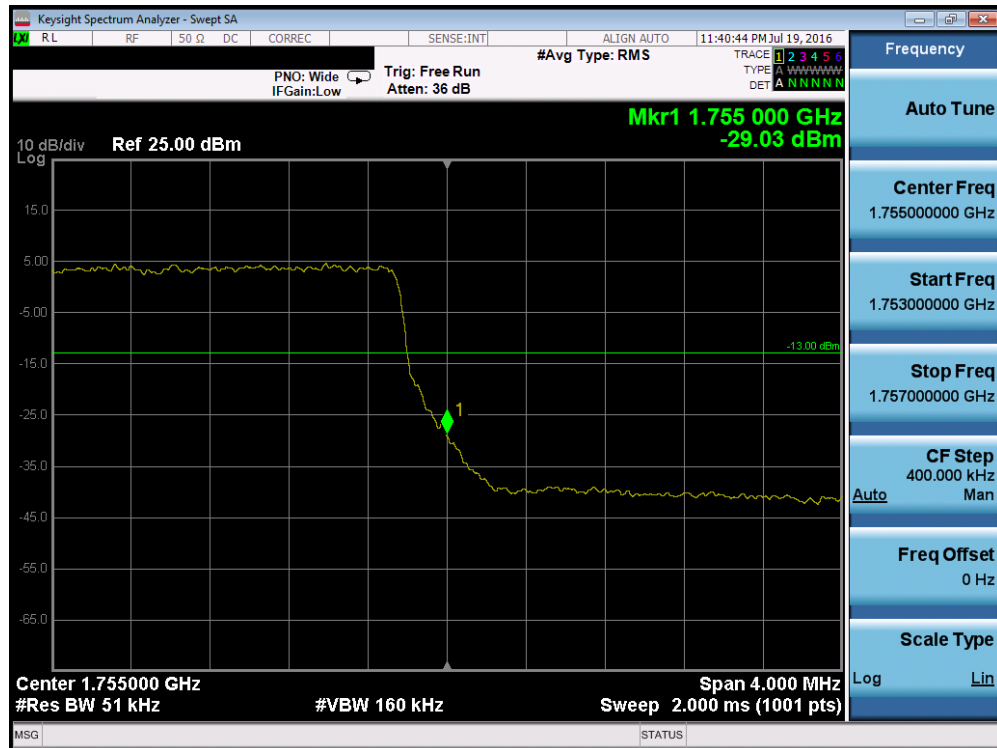


Plot 7-134. Lower Band Edge Plot (Band 4 – 5.0MHz QPSK – RB Size 25)

FCC ID: ZNFLS676		FCC Pt. 22, 24, & 27 LTE MEASUREMENT REPORT (CERTIFICATION)		Reviewed by: Quality Manager
Test Report S/N: 0Y1607051164.ZNF	Test Dates: July 06 - 22, 2016	EUT Type: Portable Handset		Page 84 of 144

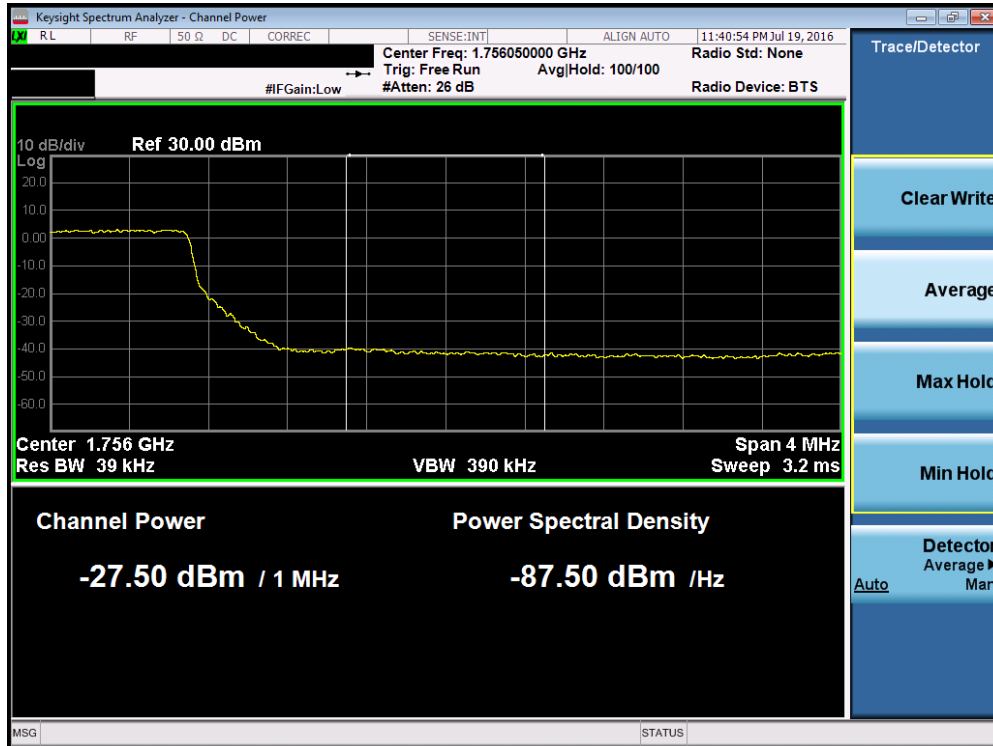


Plot 7-135. Lower Extended Band Edge Plot (Band 4 – 5.0MHz QPSK – RB Size 25)

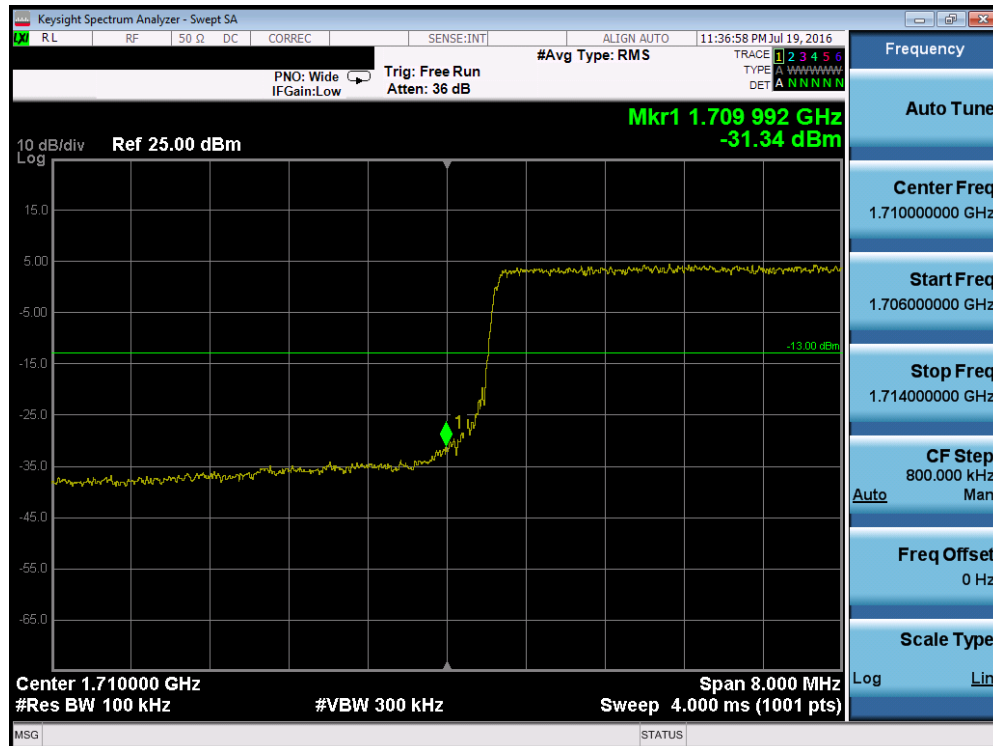


Plot 7-136. Upper Band Edge Plot (Band 4 – 5.0MHz QPSK – RB Size 25)

FCC ID: ZNFLS676	PCTEST ENGINEERING LABORATORY, INC.	FCC Pt. 22, 24, & 27 LTE MEASUREMENT REPORT (CERTIFICATION)	LG	Reviewed by: Quality Manager
Test Report S/N: 0Y1607051164.ZNF	Test Dates: July 06 - 22, 2016	EUT Type: Portable Handset		Page 85 of 144

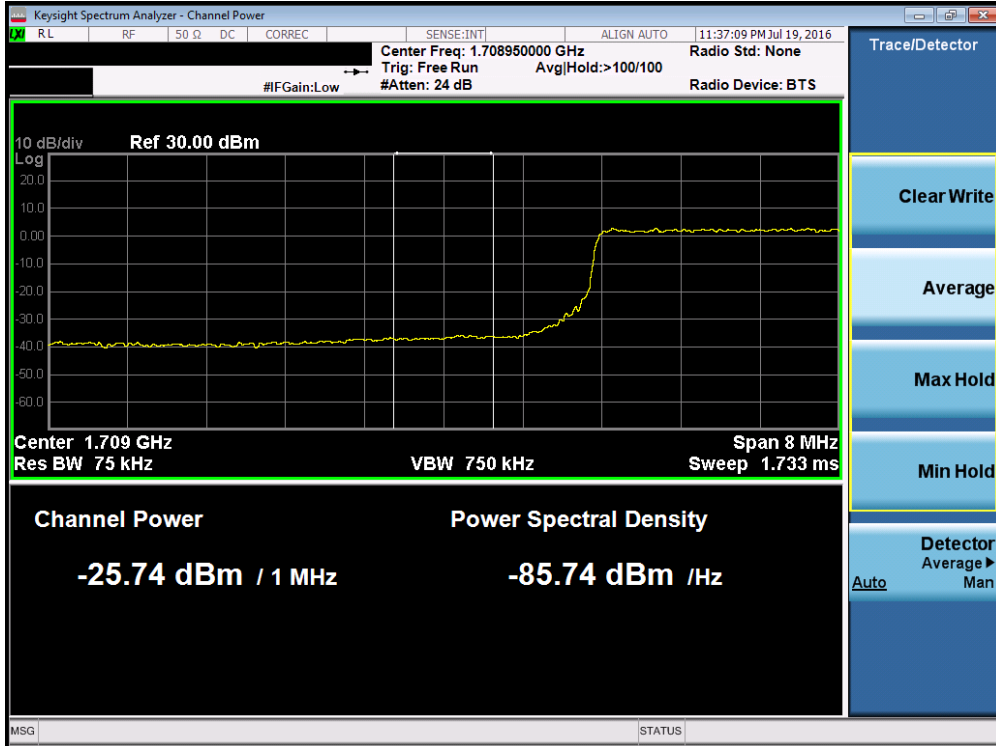


Plot 7-137. Upper Extended Band Edge Plot (Band 4 – 5.0MHz QPSK – RB Size 25)

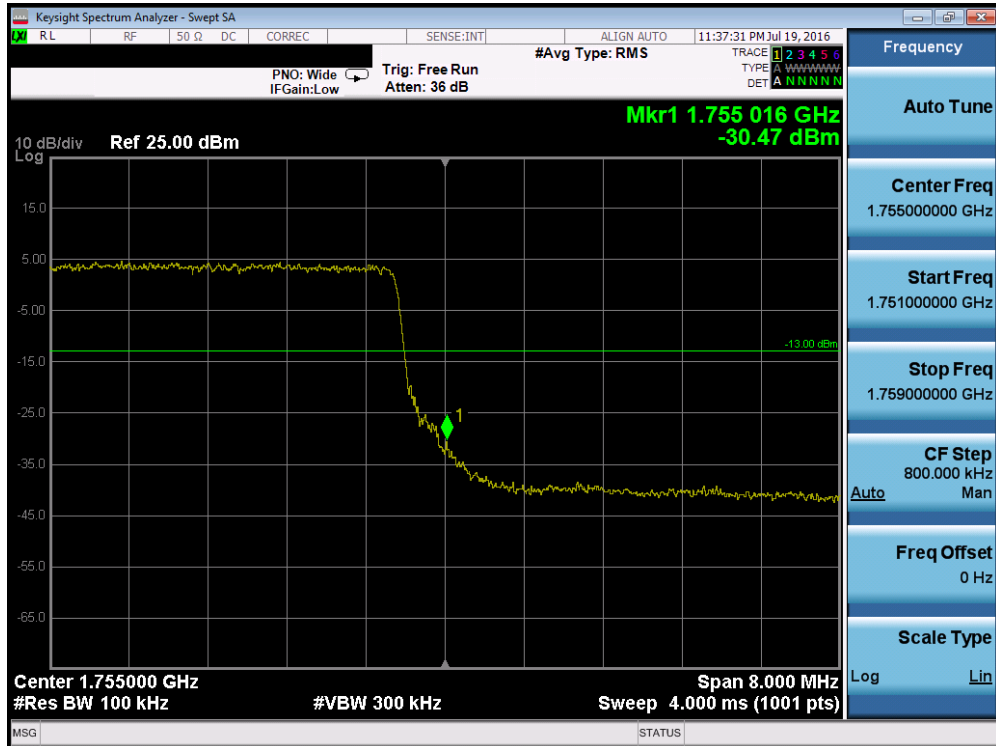


Plot 7-138. Lower Band Edge Plot (Band 4 – 10.0MHz QPSK – RB Size 50)

FCC ID: ZNFLS676		FCC Pt. 22, 24, & 27 LTE MEASUREMENT REPORT (CERTIFICATION)		Reviewed by: Quality Manager
Test Report S/N: 0Y1607051164.ZNF	Test Dates: July 06 - 22, 2016	EUT Type: Portable Handset		Page 86 of 144



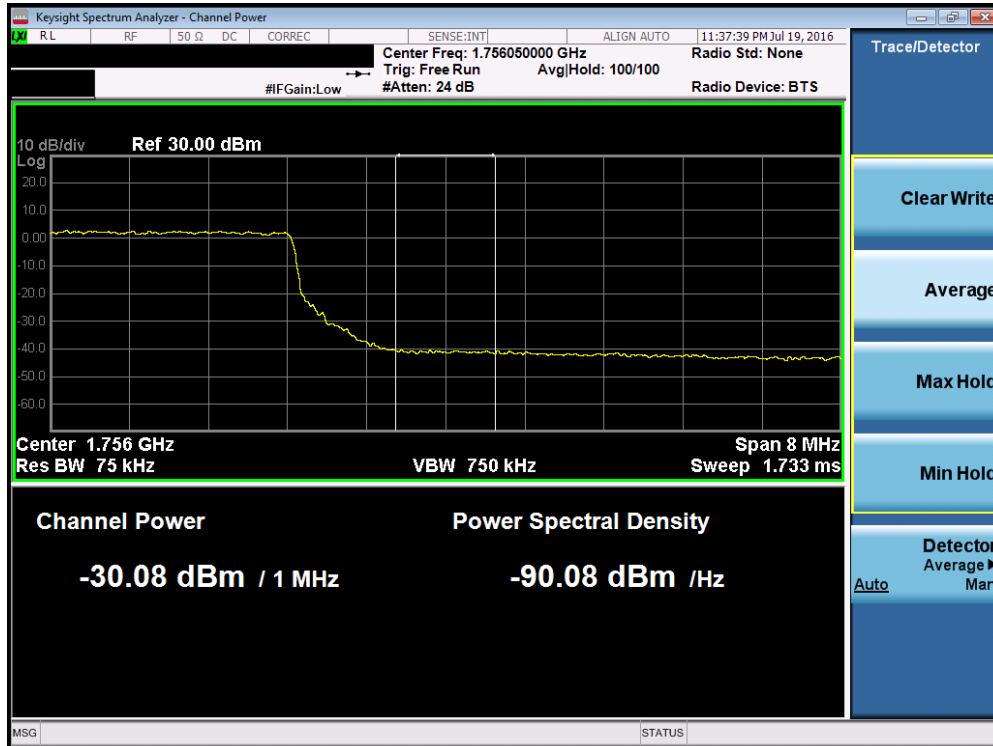
Plot 7-139. Lower Extended Band Edge Plot (Band 4 – 10.0MHz QPSK – RB Size 50)



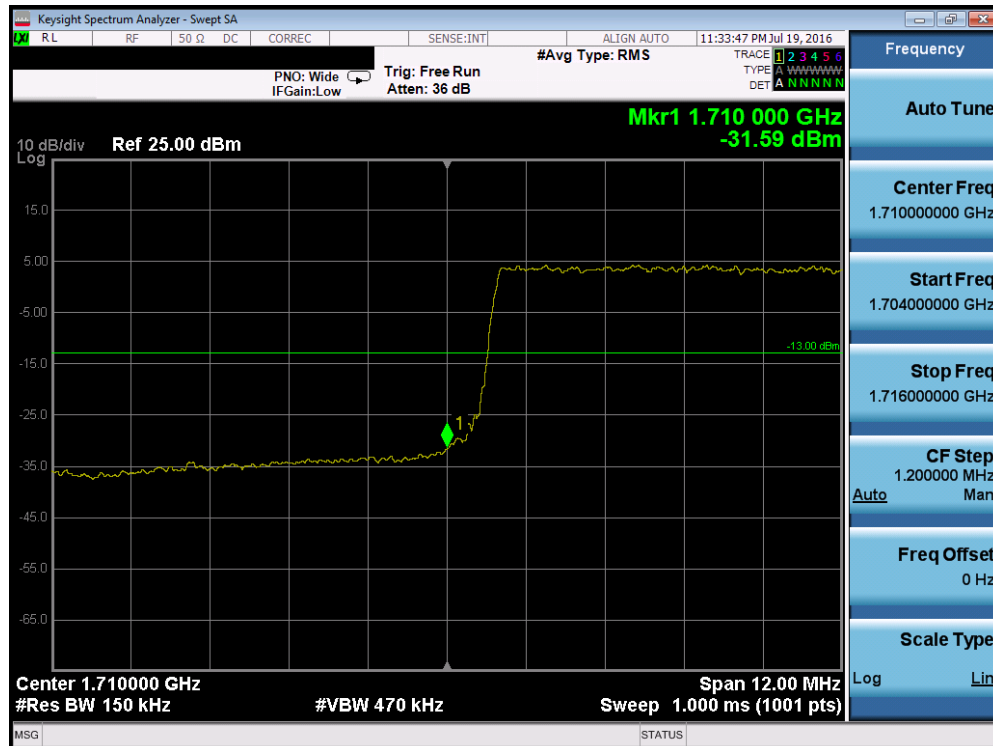
Plot 7-140. Upper Band Edge Plot (Band 4 – 10.0MHz QPSK – RB Size 50)

FCC ID: ZNFLS676		FCC Pt. 22, 24, & 27 LTE MEASUREMENT REPORT (CERTIFICATION)		Reviewed by: Quality Manager
Test Report S/N: 0Y1607051164.ZNF	Test Dates: July 06 - 22, 2016	EUT Type: Portable Handset		Page 87 of 144



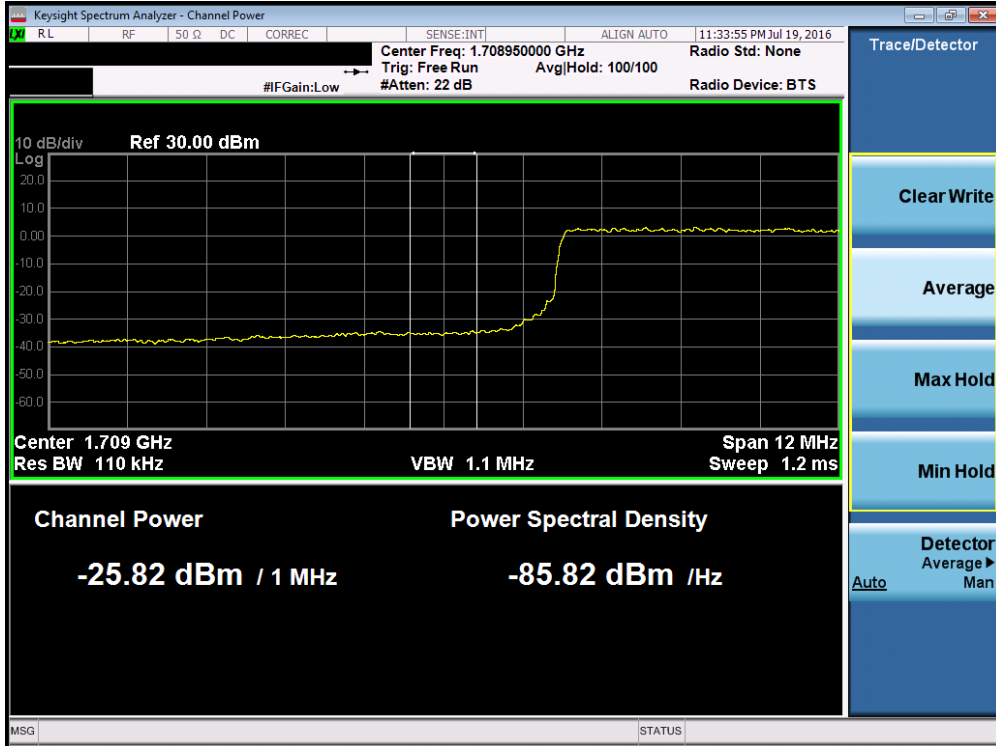


Plot 7-141. Upper Extended Band Edge Plot (Band 4 – 10.0MHz QPSK – RB Size 50)

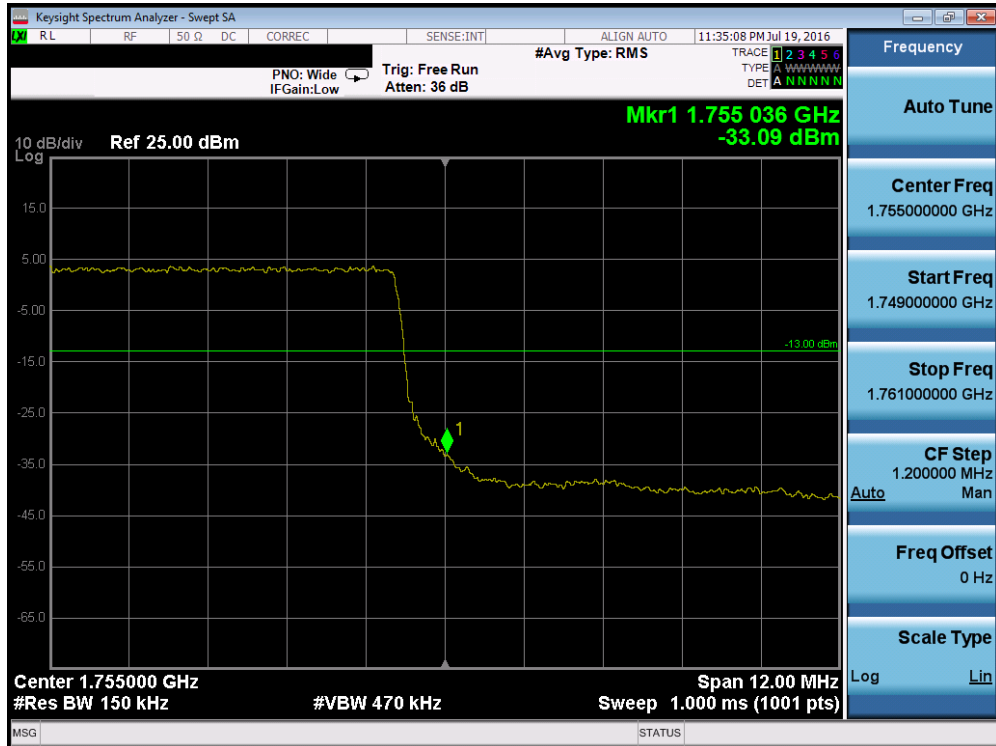


Plot 7-142. Lower Band Edge Plot (Band 4 – 15.0MHz QPSK – RB Size 75)

FCC ID: ZNFLS676	PCTEST ENGINEERING LABORATORY, INC.	FCC Pt. 22, 24, & 27 LTE MEASUREMENT REPORT (CERTIFICATION)	LG	Reviewed by: Quality Manager
Test Report S/N: 0Y1607051164.ZNF	Test Dates: July 06 - 22, 2016	EUT Type: Portable Handset		Page 88 of 144

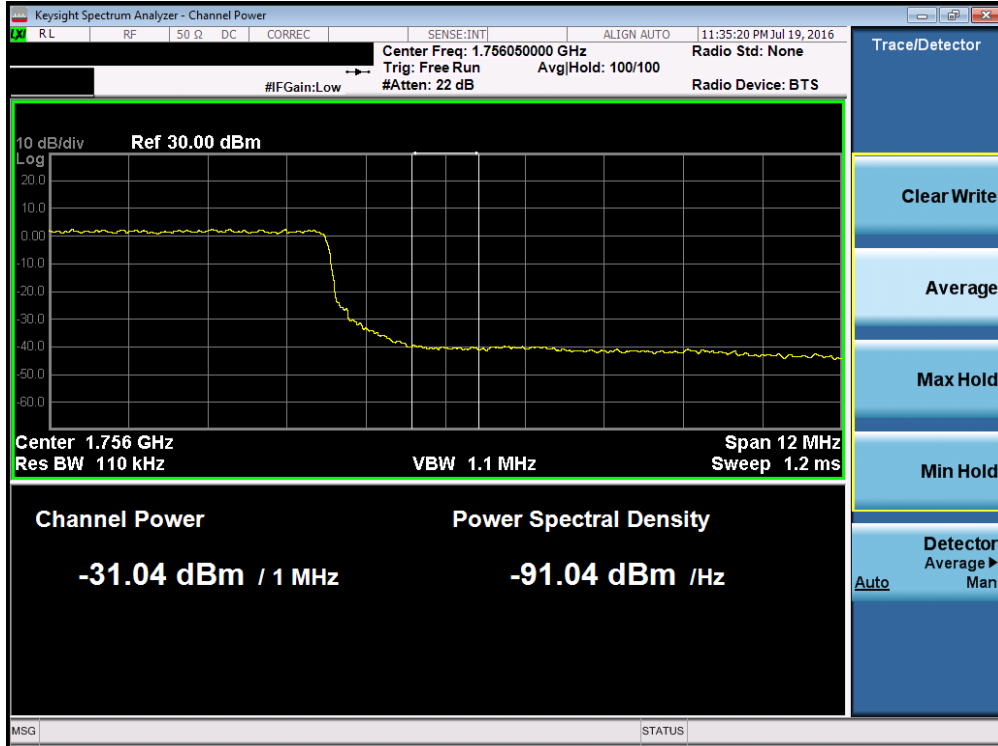


Plot 7-143. Lower Extended Band Edge Plot (Band 4 – 15.0MHz QPSK – RB Size 75)

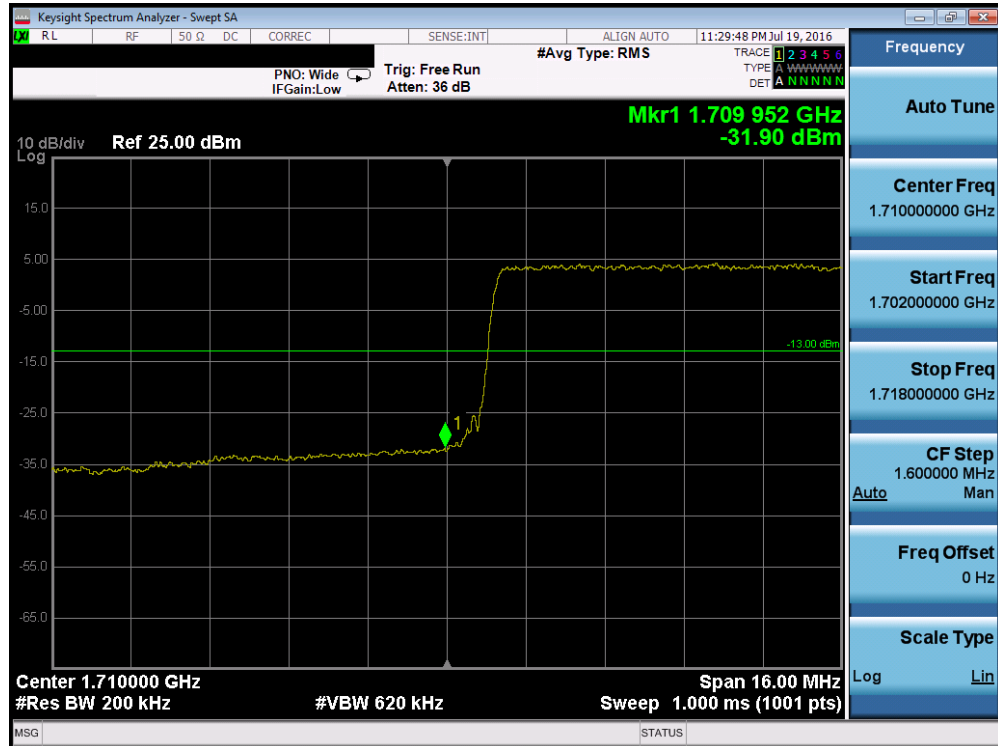


Plot 7-144. Upper Band Edge Plot (Band 4 – 15.0MHz QPSK – RB Size 75)

FCC ID: ZNFLS676	PCTEST ENGINEERING LABORATORY, INC.	FCC Pt. 22, 24, & 27 LTE MEASUREMENT REPORT (CERTIFICATION)	LG	Reviewed by: Quality Manager
Test Report S/N: 0Y1607051164.ZNF	Test Dates: July 06 - 22, 2016	EUT Type: Portable Handset		Page 89 of 144

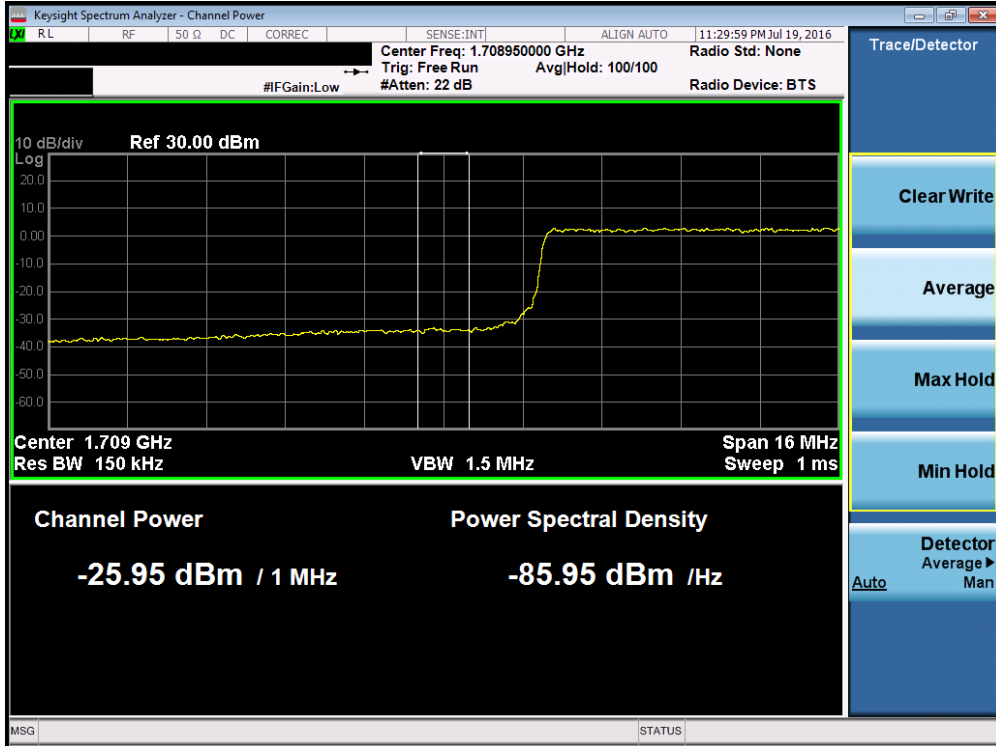


Plot 7-145. Upper Extended Band Edge Plot (Band 4 – 15.0MHz QPSK – RB Size 75)

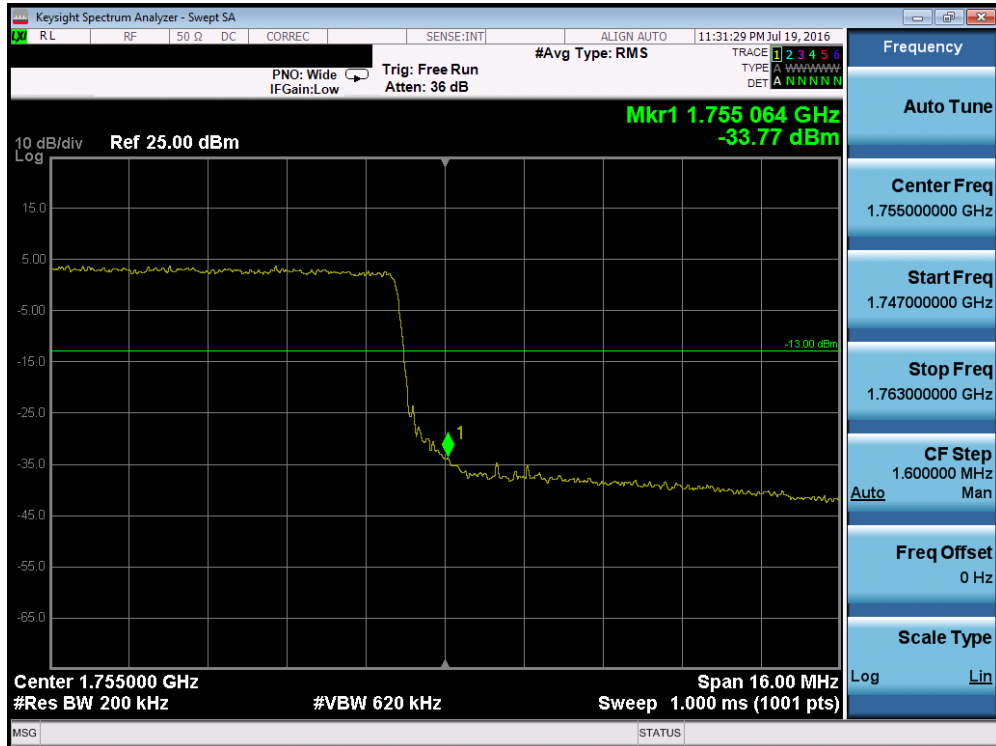


Plot 7-146. Lower Band Edge Plot (Band 4 – 20.0MHz QPSK – RB Size 100)

FCC ID: ZNFLS676	PCTEST ENGINEERING LABORATORY, INC.	FCC Pt. 22, 24, & 27 LTE MEASUREMENT REPORT (CERTIFICATION)	LG	Reviewed by: Quality Manager
Test Report S/N: 0Y1607051164.ZNF	Test Dates: July 06 - 22, 2016	EUT Type: Portable Handset		Page 90 of 144

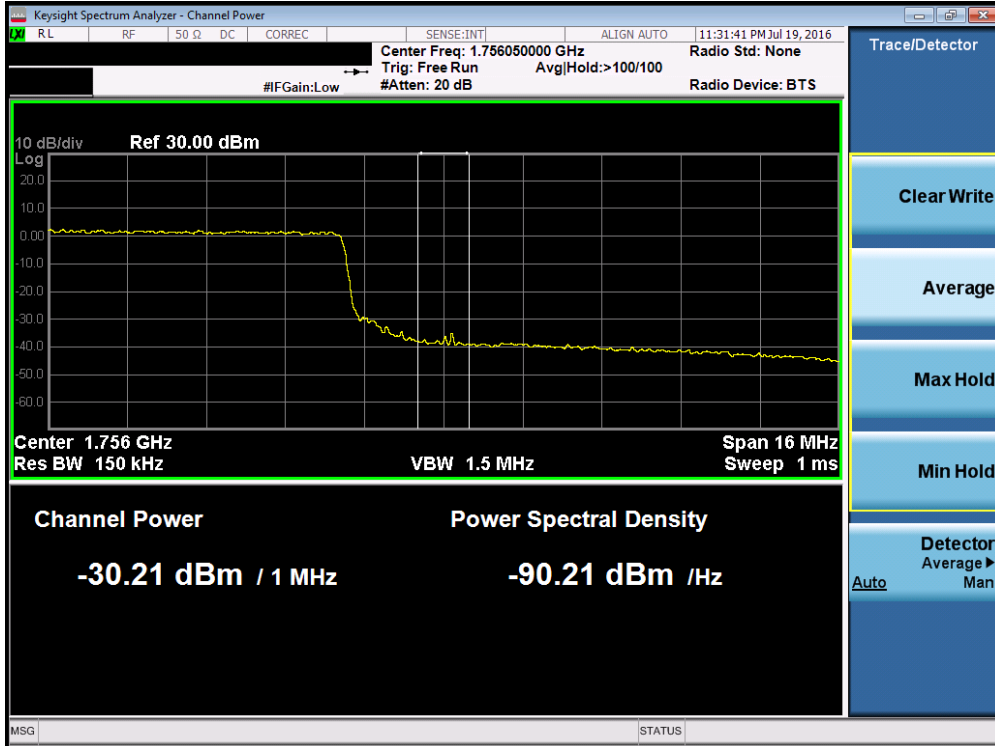


Plot 7-147. Lower Extended Band Edge Plot (Band 4 – 20.0MHz QPSK – RB Size 100)

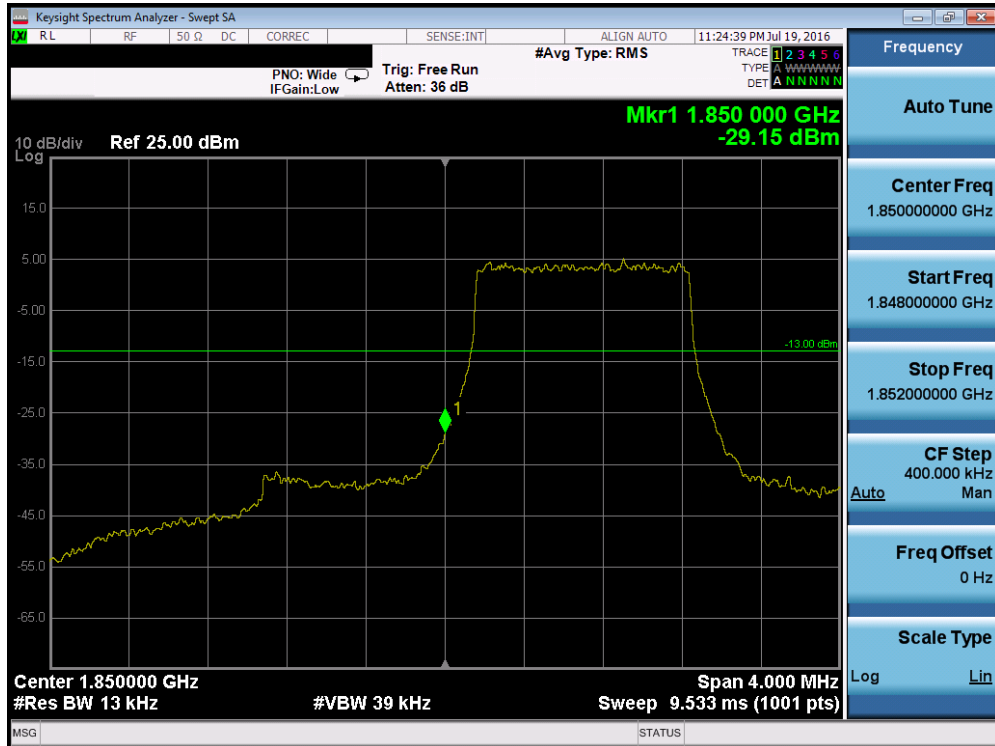


Plot 7-148. Upper Band Edge Plot (Band 4 – 20.0MHz QPSK – RB Size 100)

FCC ID: ZNFLS676		FCC Pt. 22, 24, & 27 LTE MEASUREMENT REPORT (CERTIFICATION)		Reviewed by: Quality Manager
Test Report S/N: 0Y1607051164.ZNF	Test Dates: July 06 - 22, 2016	EUT Type: Portable Handset		Page 91 of 144

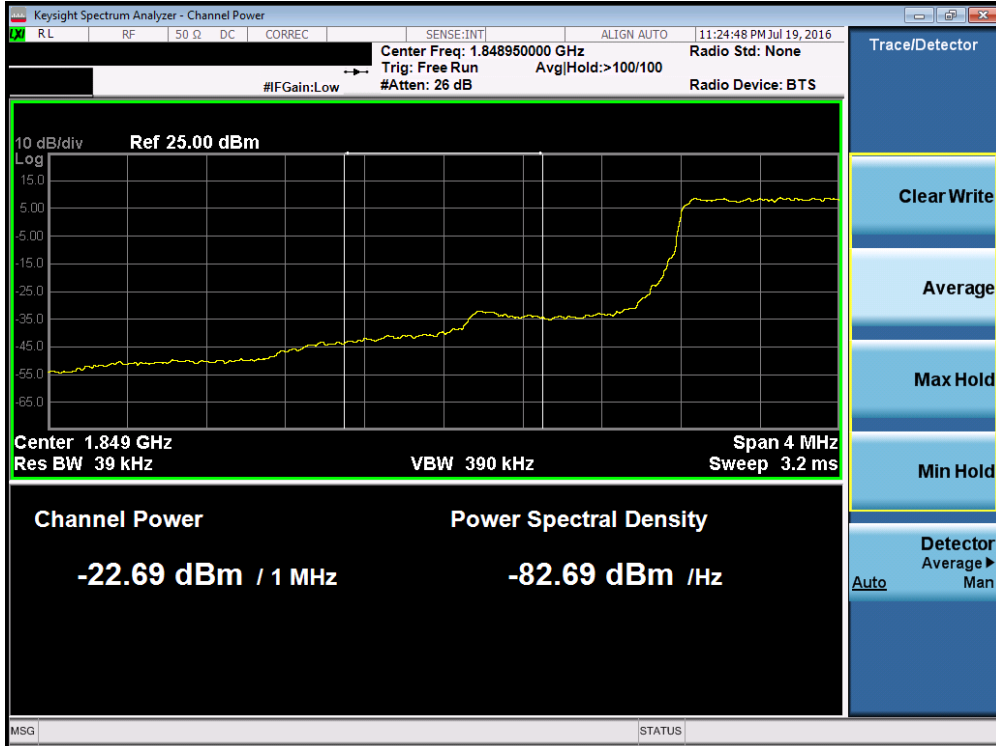


Plot 7-149. Upper Extended Band Edge Plot (Band 4 – 20.0MHz QPSK – RB Size 100)

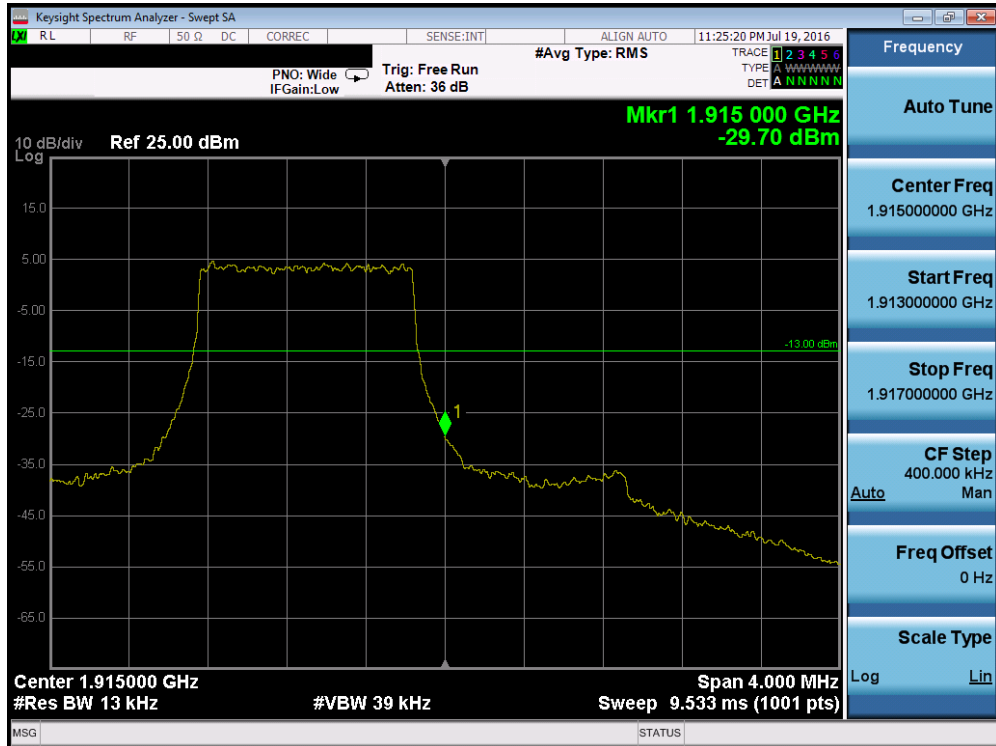


Plot 7-150. Lower Band Edge Plot (Band 2/25 – 1.4MHz QPSK – RB Size 6)

FCC ID: ZNFLS676	PCTEST ENGINEERING LABORATORY, INC.	FCC Pt. 22, 24, & 27 LTE MEASUREMENT REPORT (CERTIFICATION)	LG	Reviewed by: Quality Manager
Test Report S/N: 0Y1607051164.ZNF	Test Dates: July 06 - 22, 2016	EUT Type: Portable Handset		Page 92 of 144

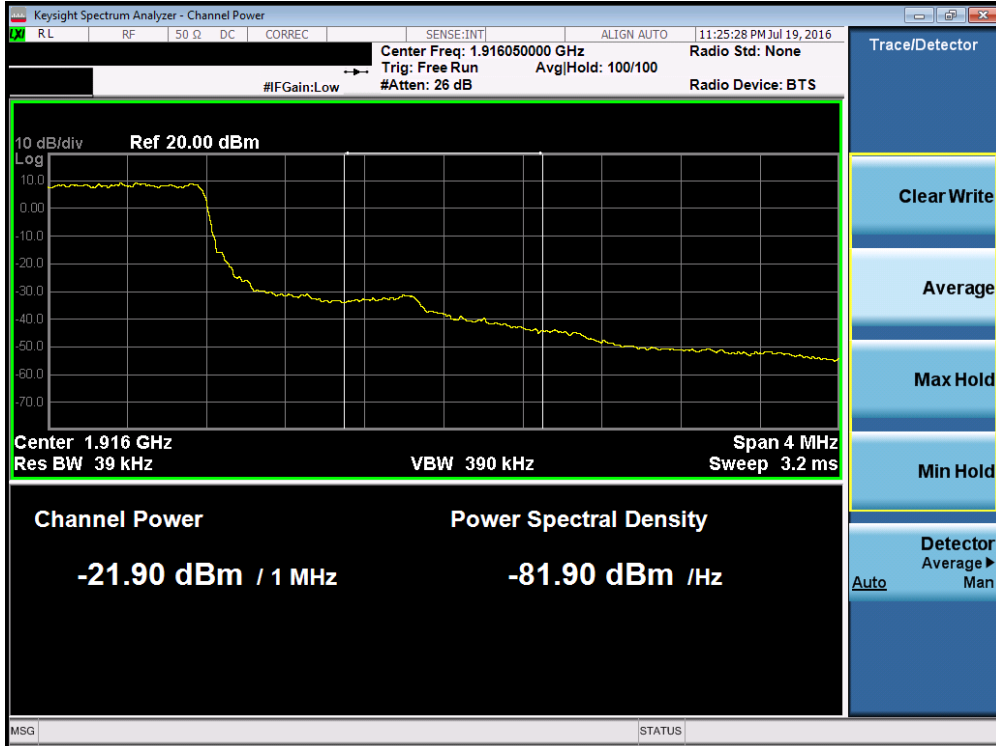


Plot 7-151. Lower Extended Band Edge Plot (Band 2/25 – 1.4MHz QPSK – RB Size 6)

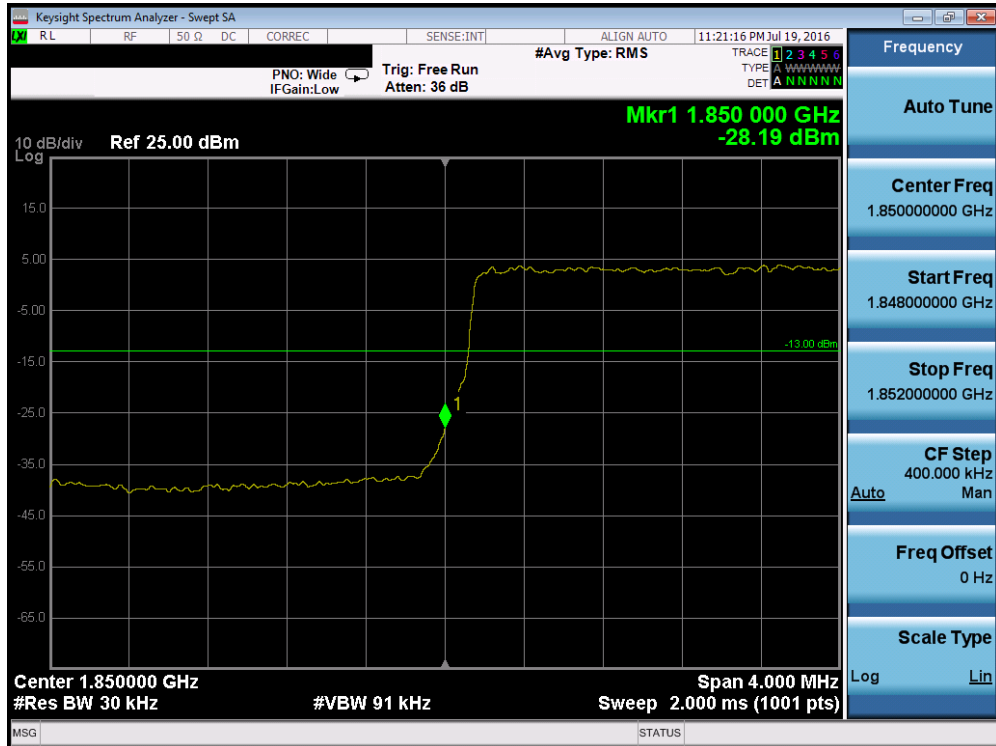


Plot 7-152. Upper Band Edge Plot (Band 2/25 – 1.4MHz QPSK – RB Size 6)

FCC ID: ZNFLS676	PCTEST ENGINEERING LABORATORY, INC.	FCC Pt. 22, 24, & 27 LTE MEASUREMENT REPORT (CERTIFICATION)	LG	Reviewed by: Quality Manager
Test Report S/N: 0Y1607051164.ZNF	Test Dates: July 06 - 22, 2016	EUT Type: Portable Handset		Page 93 of 144

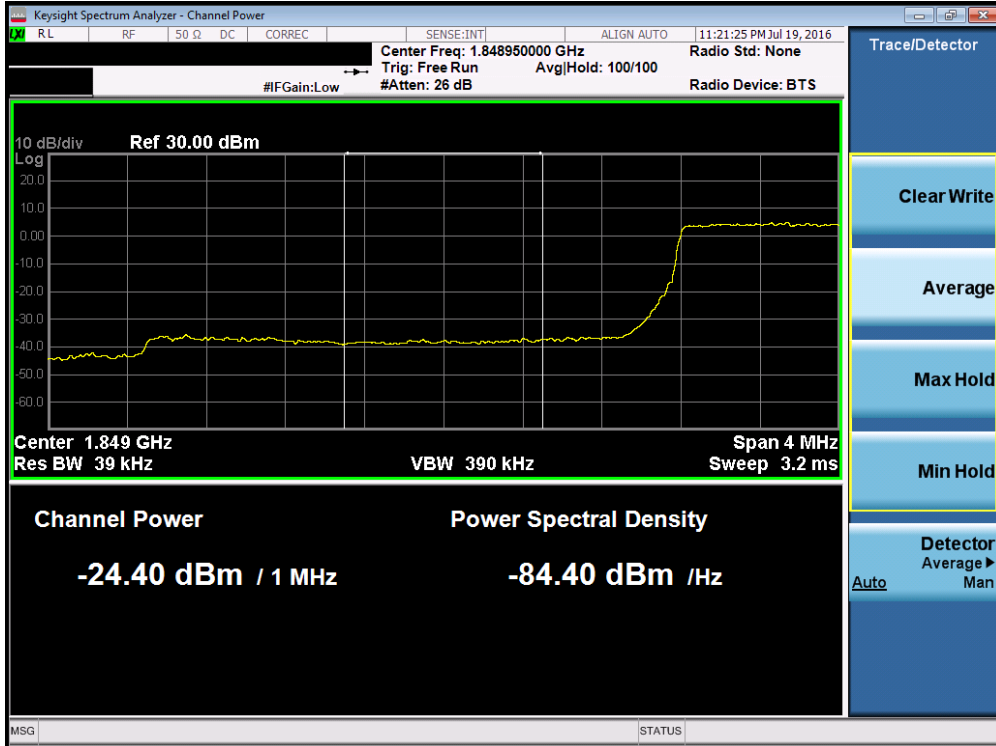


Plot 7-153. Upper Extended Band Edge Plot (Band 2/25 – 1.4MHz QPSK – RB Size 6)

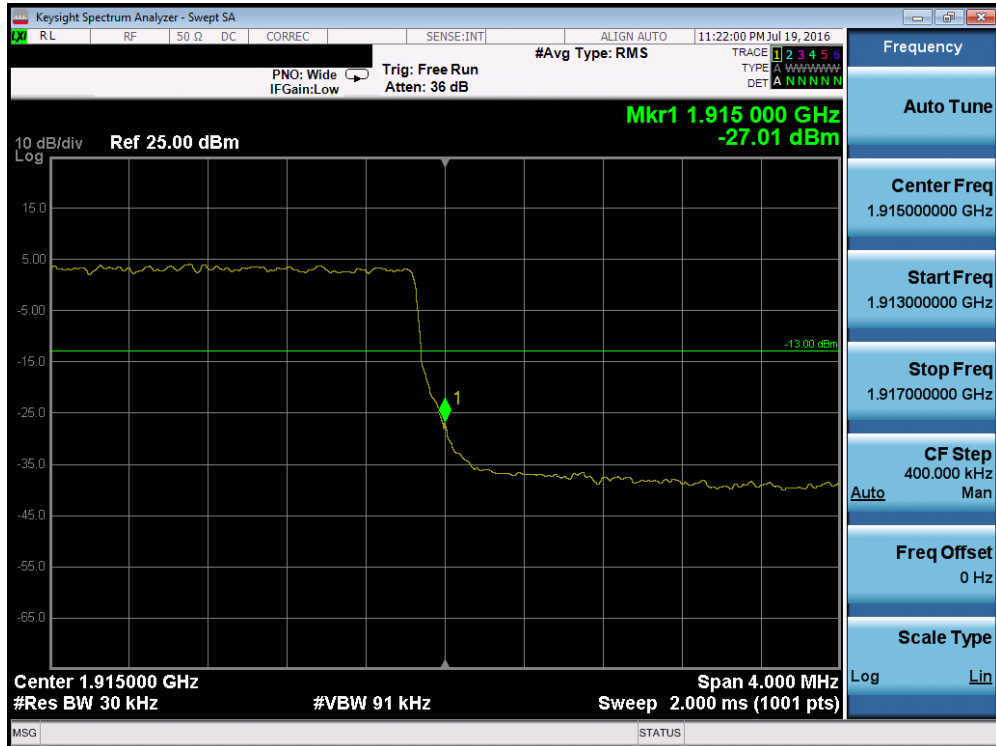


Plot 7-154. Lower Band Edge Plot (Band 2/25 – 3.0MHz QPSK – RB Size 15)

FCC ID: ZNFLS676		FCC Pt. 22, 24, & 27 LTE MEASUREMENT REPORT (CERTIFICATION)		Reviewed by: Quality Manager
Test Report S/N: 0Y1607051164.ZNF	Test Dates: July 06 - 22, 2016	EUT Type: Portable Handset		Page 94 of 144



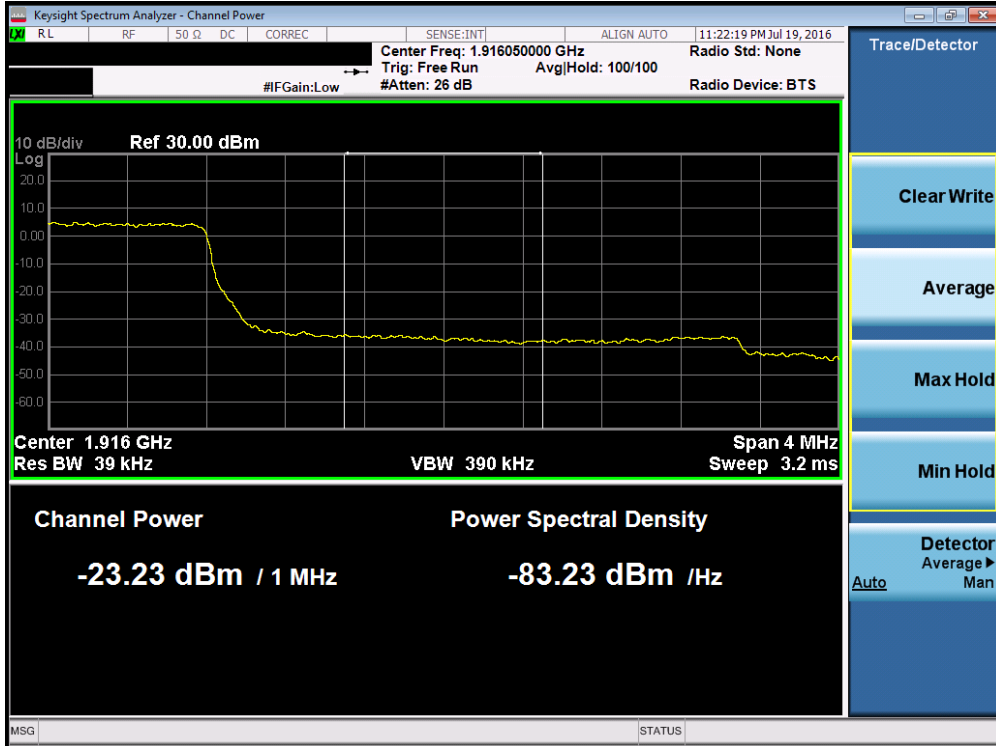
Plot 7-155. Lower Extended Band Edge Plot (Band 2/25 – 3.0MHz QPSK – RB Size 15)



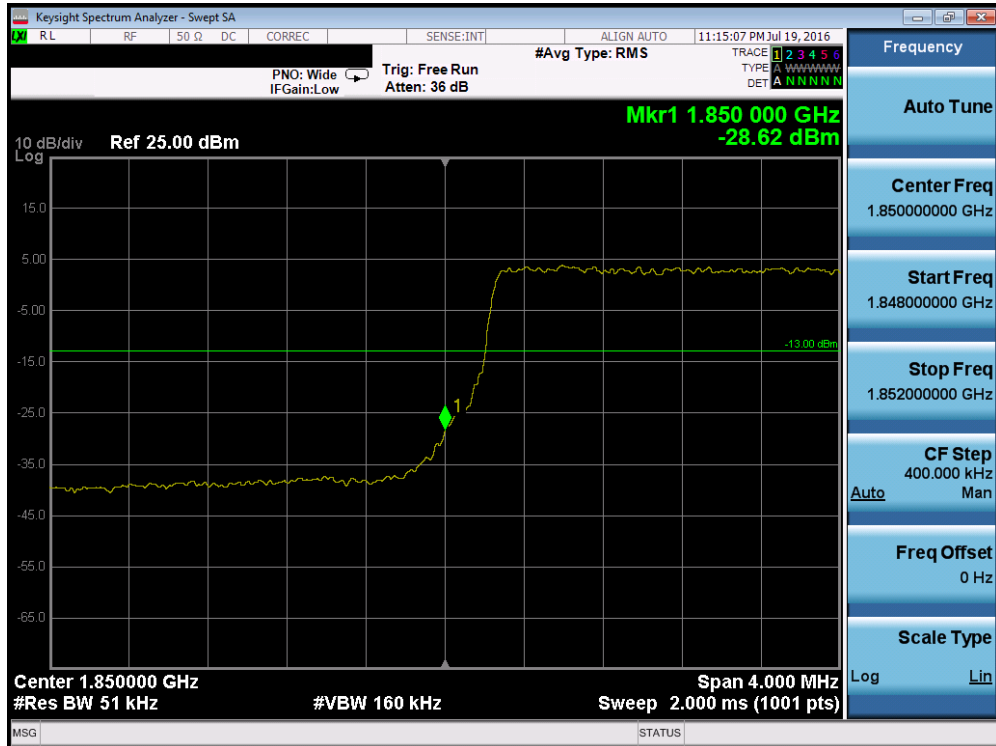
Plot 7-156. Upper Band Edge Plot (Band 2/25 – 3.0MHz QPSK – RB Size 15)

FCC ID: ZNFLS676	PCTEST ENGINEERING LABORATORY, INC.	FCC Pt. 22, 24, & 27 LTE MEASUREMENT REPORT (CERTIFICATION)	LG	Reviewed by: Quality Manager
Test Report S/N: 0Y1607051164.ZNF	Test Dates: July 06 - 22, 2016	EUT Type: Portable Handset		Page 95 of 144



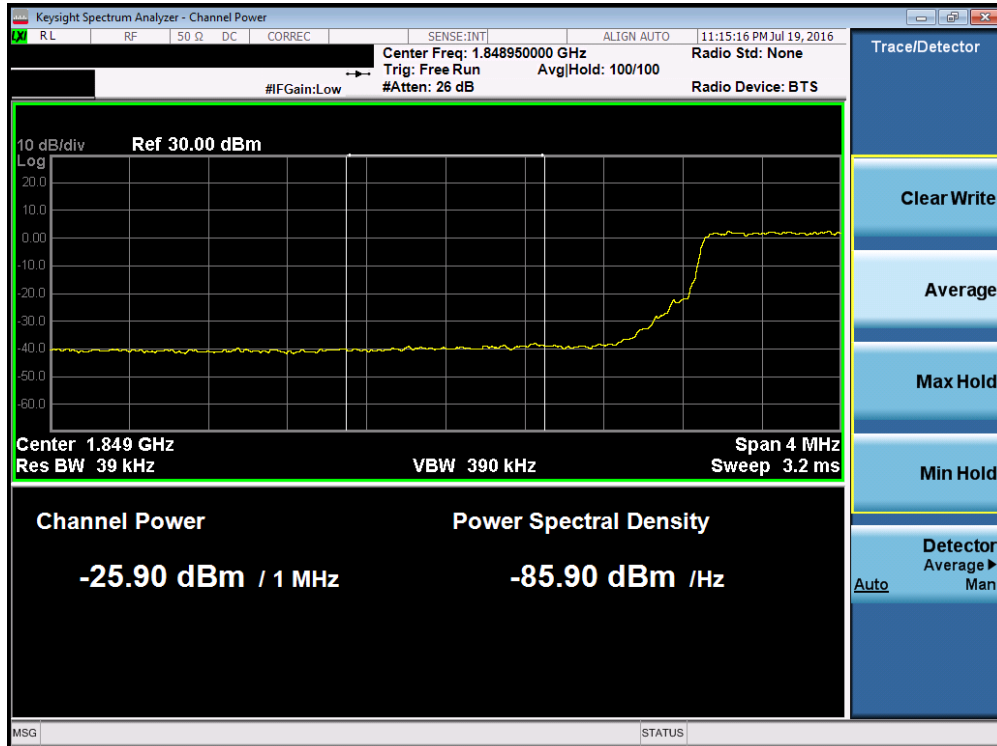


Plot 7-157. Upper Extended Band Edge Plot (Band 2/25 – 3.0MHz QPSK – RB Size 15)

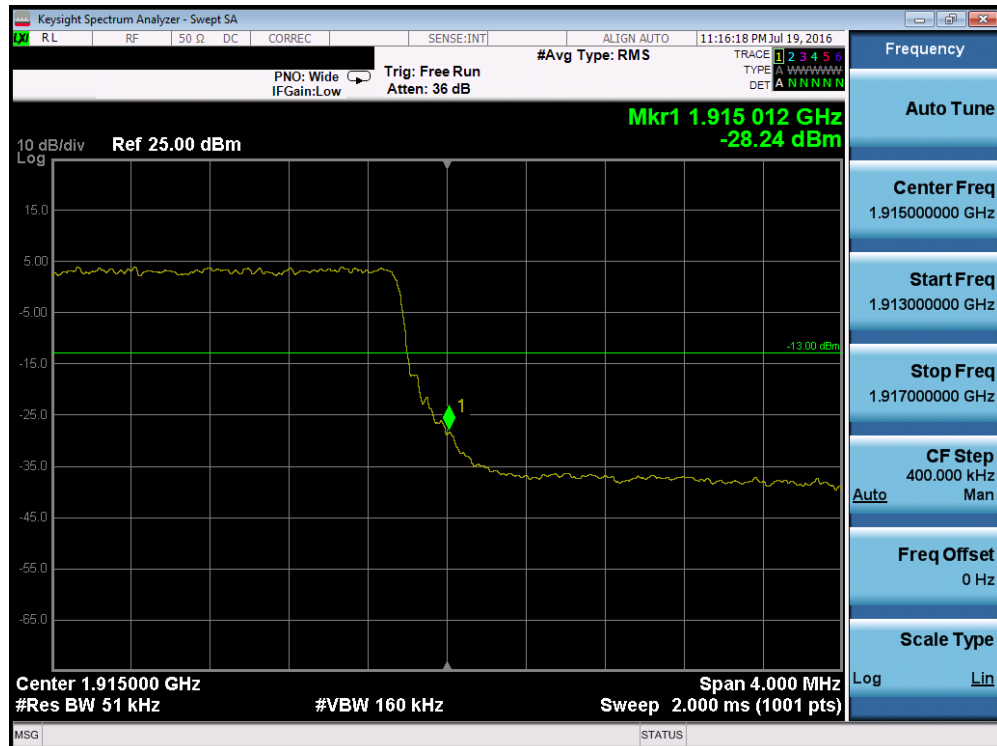


Plot 7-158. Lower Band Edge Plot (Band 2/25 – 5.0MHz QPSK – RB Size 25)

FCC ID: ZNFLS676	PCTEST ENGINEERING LABORATORY, INC.	FCC Pt. 22, 24, & 27 LTE MEASUREMENT REPORT (CERTIFICATION)	LG	Reviewed by: Quality Manager
Test Report S/N: 0Y1607051164.ZNF	Test Dates: July 06 - 22, 2016	EUT Type: Portable Handset		Page 96 of 144

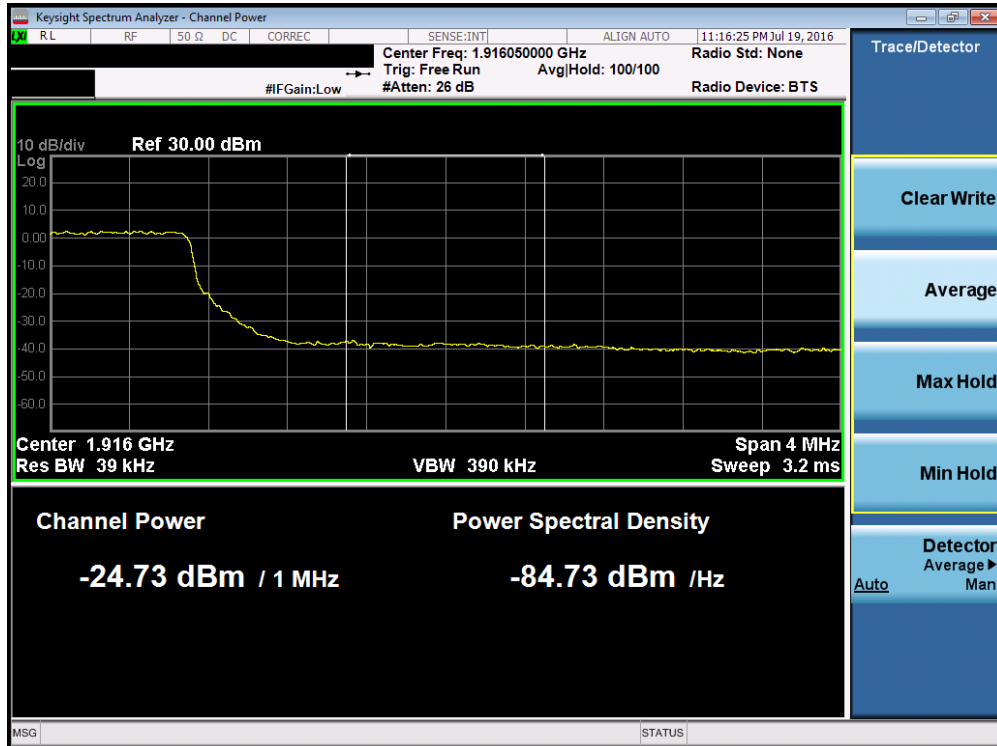


Plot 7-159. Lower Extended Band Edge Plot (Band 2/25 – 5.0MHz QPSK – RB Size 25)

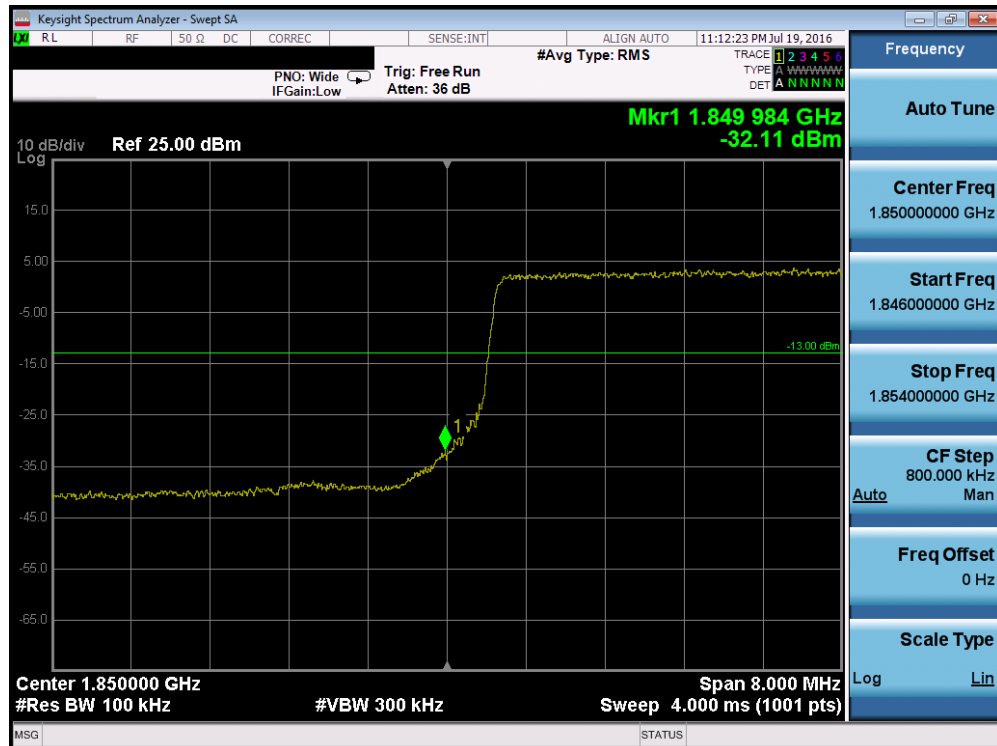


Plot 7-160. Upper Band Edge Plot (Band 2/25 – 5.0MHz QPSK – RB Size 25)

FCC ID: ZNFLS676	PCTEST ENGINEERING LABORATORY, INC.	FCC Pt. 22, 24, & 27 LTE MEASUREMENT REPORT (CERTIFICATION)	LG	Reviewed by: Quality Manager
Test Report S/N: 0Y1607051164.ZNF	Test Dates: July 06 - 22, 2016	EUT Type: Portable Handset		Page 97 of 144

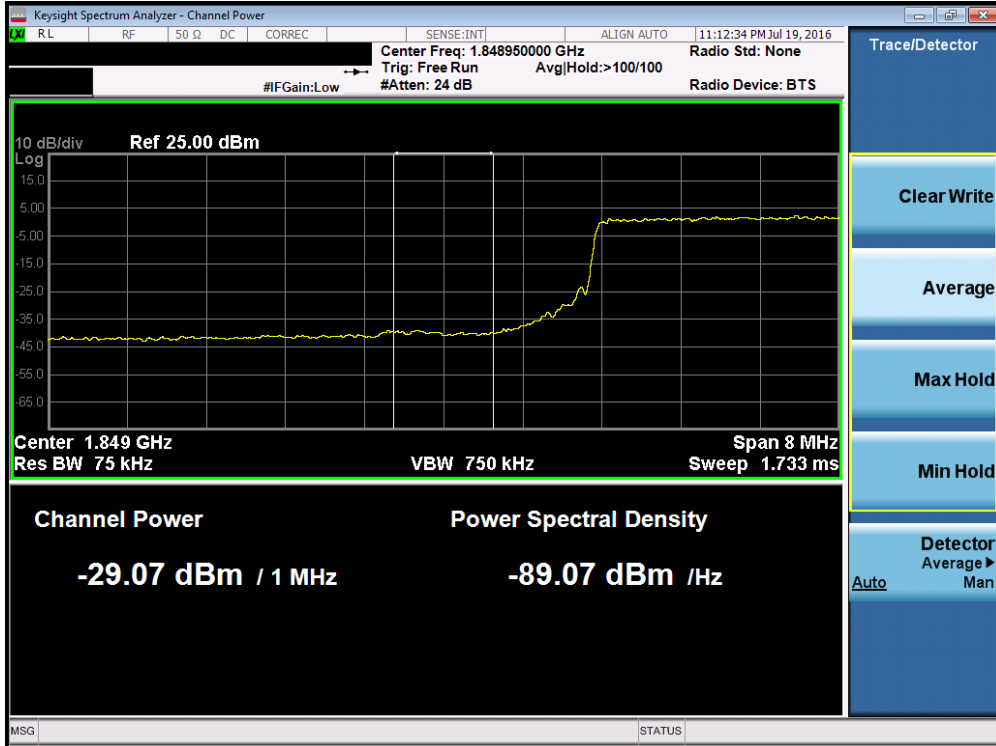


Plot 7-161. Upper Extended Band Edge Plot (Band 2/25 – 5.0MHz QPSK – RB Size 25)

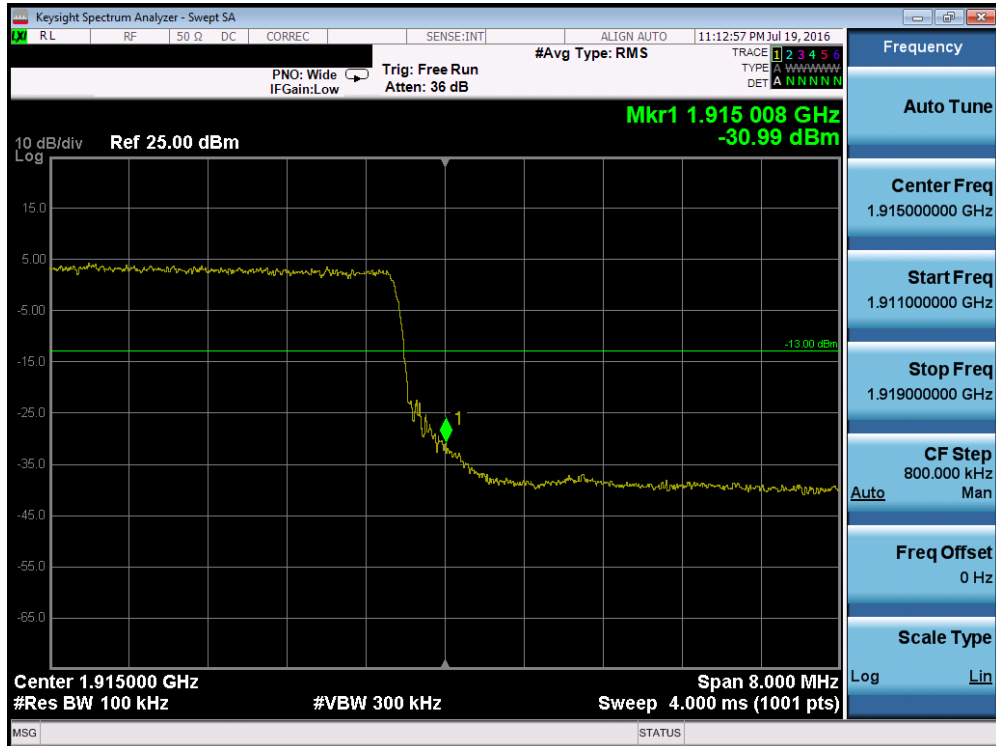


Plot 7-162. Lower Band Edge Plot (Band 2/25 – 10.0MHz QPSK – RB Size 50)

FCC ID: ZNFLS676	PCTEST ENGINEERING LABORATORY, INC.	FCC Pt. 22, 24, & 27 LTE MEASUREMENT REPORT (CERTIFICATION)	LG	Reviewed by: Quality Manager
Test Report S/N: 0Y1607051164.ZNF	Test Dates: July 06 - 22, 2016	EUT Type: Portable Handset		Page 98 of 144

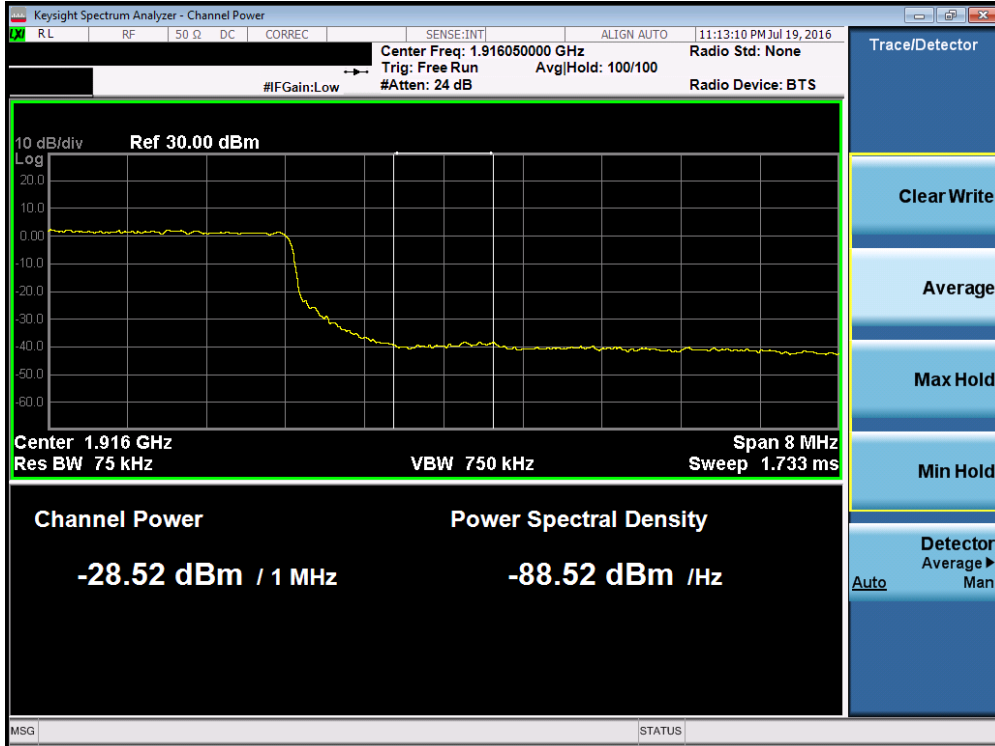


Plot 7-163. Lower Extended Band Edge Plot (Band 2/25 – 10.0MHz QPSK – RB Size 50)

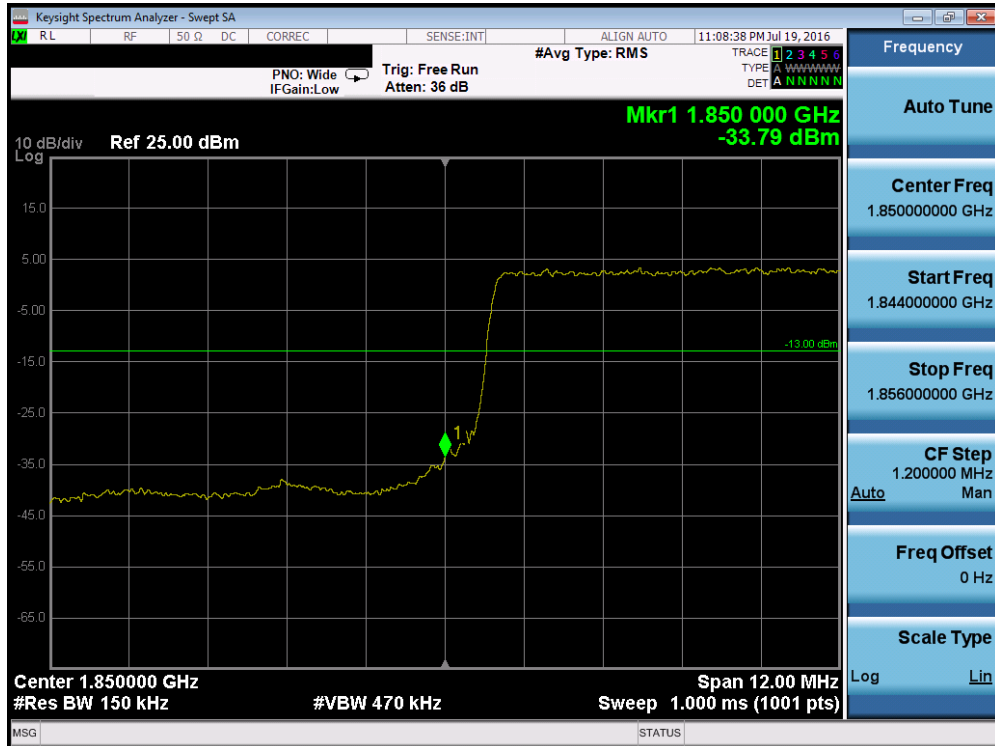


Plot 7-164. Upper Band Edge Plot (Band 2/25 – 10.0MHz QPSK – RB Size 50)

FCC ID: ZNFLS676		FCC Pt. 22, 24, & 27 LTE MEASUREMENT REPORT (CERTIFICATION)		Reviewed by: Quality Manager
Test Report S/N: 0Y1607051164.ZNF	Test Dates: July 06 - 22, 2016	EUT Type: Portable Handset		Page 99 of 144

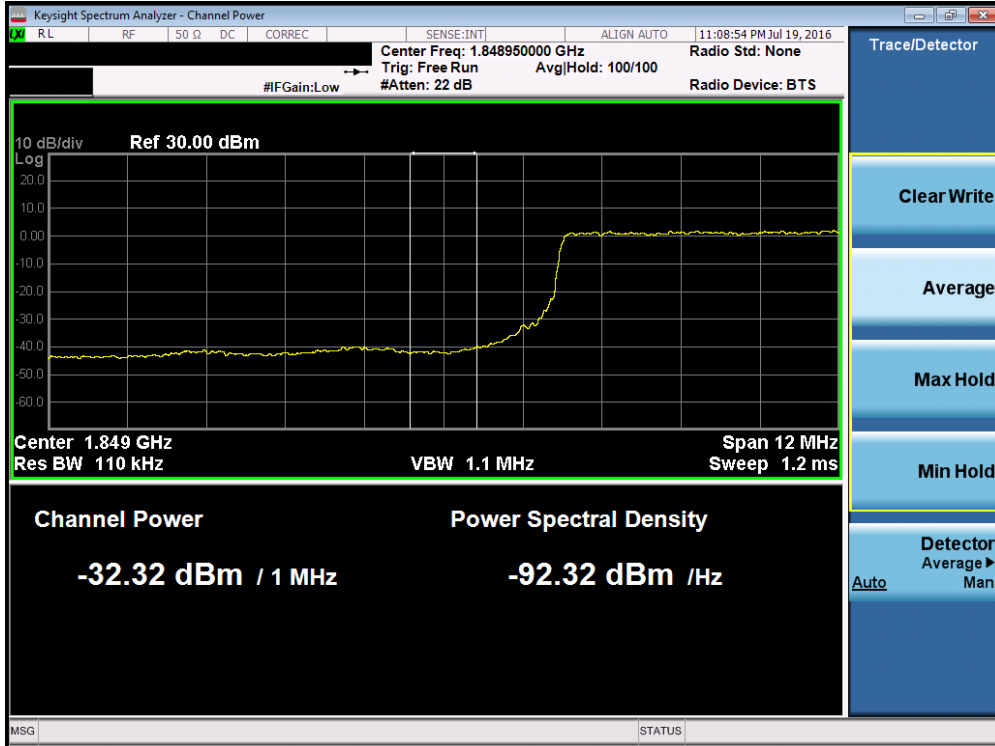


Plot 7-165. Upper Extended Band Edge Plot (Band 2/25 – 10.0MHz QPSK – RB Size 50)

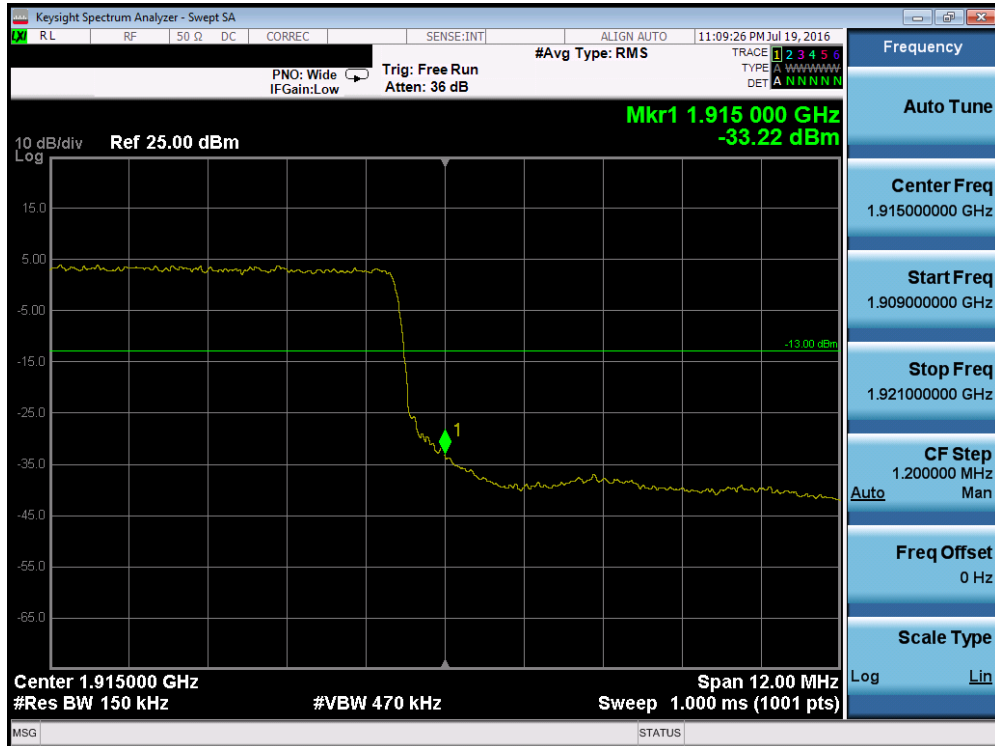


Plot 7-166. Lower Band Edge Plot (Band 2/25 – 15.0MHz QPSK – RB Size 75)

FCC ID: ZNFLS676		FCC Pt. 22, 24, & 27 LTE MEASUREMENT REPORT (CERTIFICATION)		Reviewed by: Quality Manager
Test Report S/N: 0Y1607051164.ZNF	Test Dates: July 06 - 22, 2016	EUT Type: Portable Handset		Page 100 of 144

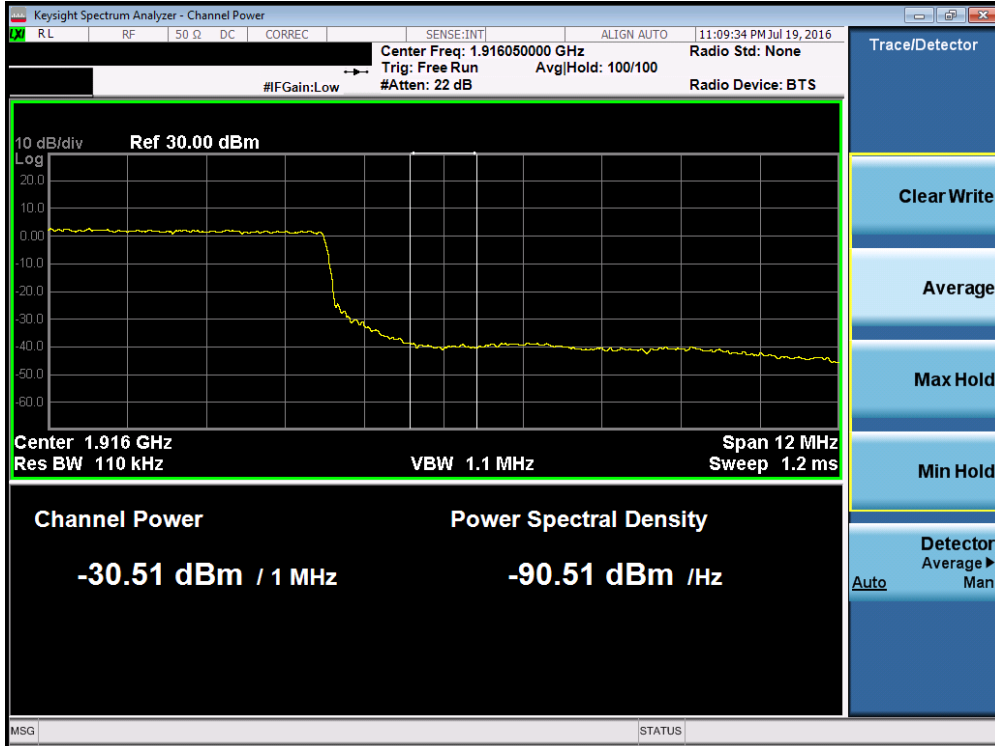


Plot 7-167. Lower Extended Band Edge Plot (Band 2/25 – 15.0MHz QPSK – RB Size 75)

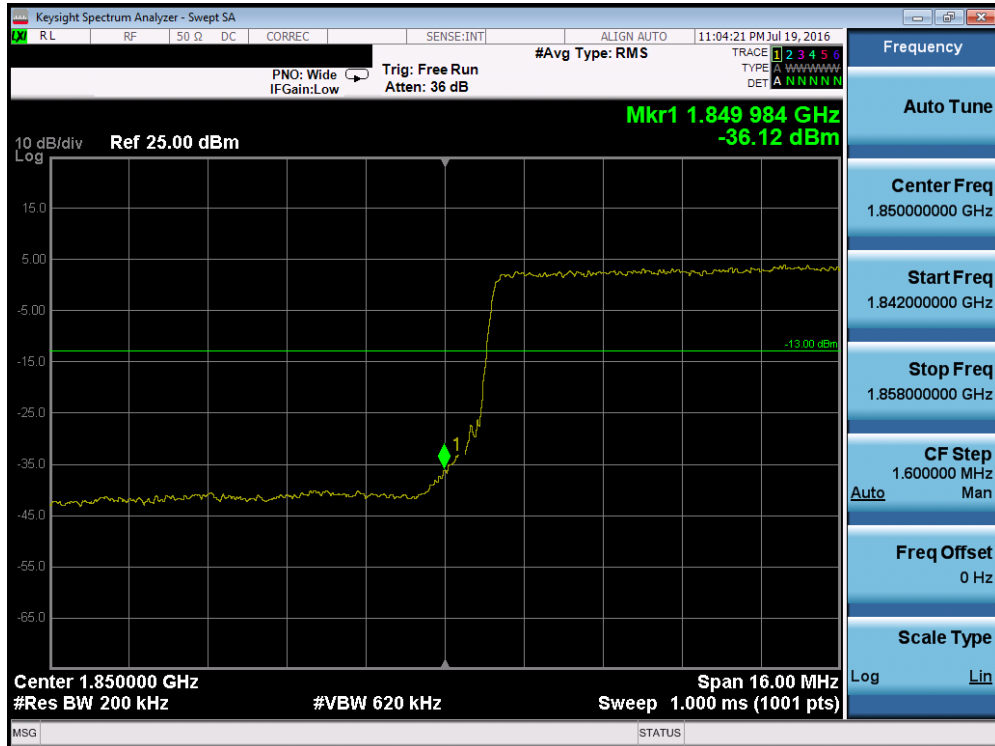


Plot 7-168. Upper Band Edge Plot (Band 2/25 – 15.0MHz QPSK – RB Size 75)

FCC ID: ZNFLS676	PCTEST ENGINEERING LABORATORY, INC.	FCC Pt. 22, 24, & 27 LTE MEASUREMENT REPORT (CERTIFICATION)	LG	Reviewed by: Quality Manager
Test Report S/N: 0Y1607051164.ZNF	Test Dates: July 06 - 22, 2016	EUT Type: Portable Handset		Page 101 of 144

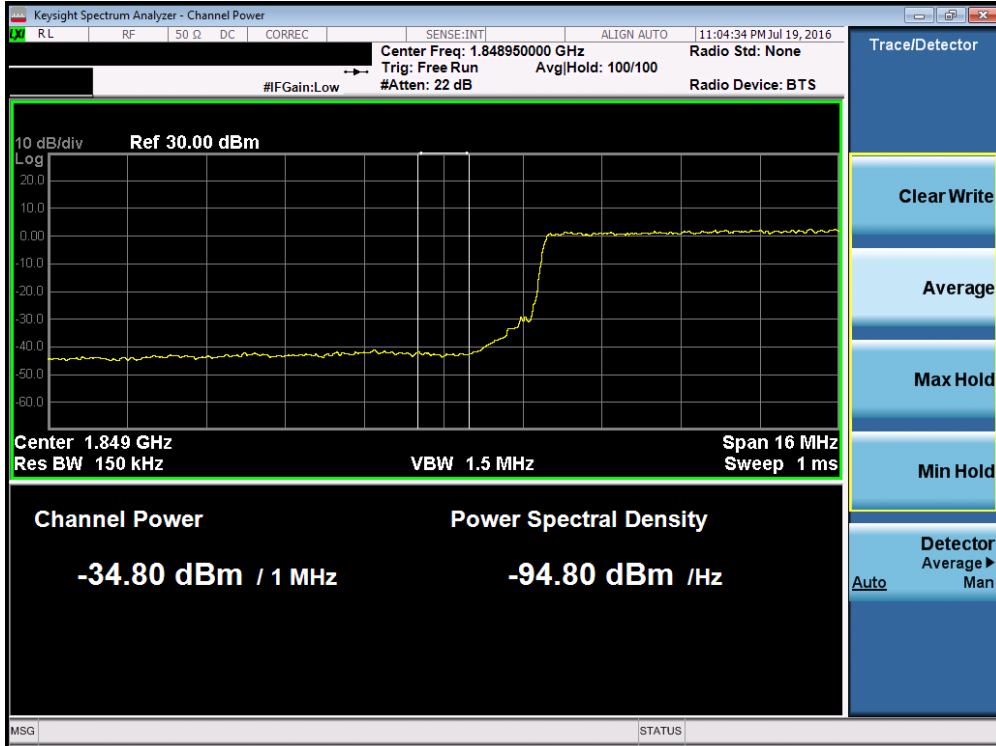


Plot 7-169. Upper Extended Band Edge Plot (Band 2/25 – 15.0MHz QPSK – RB Size 75)

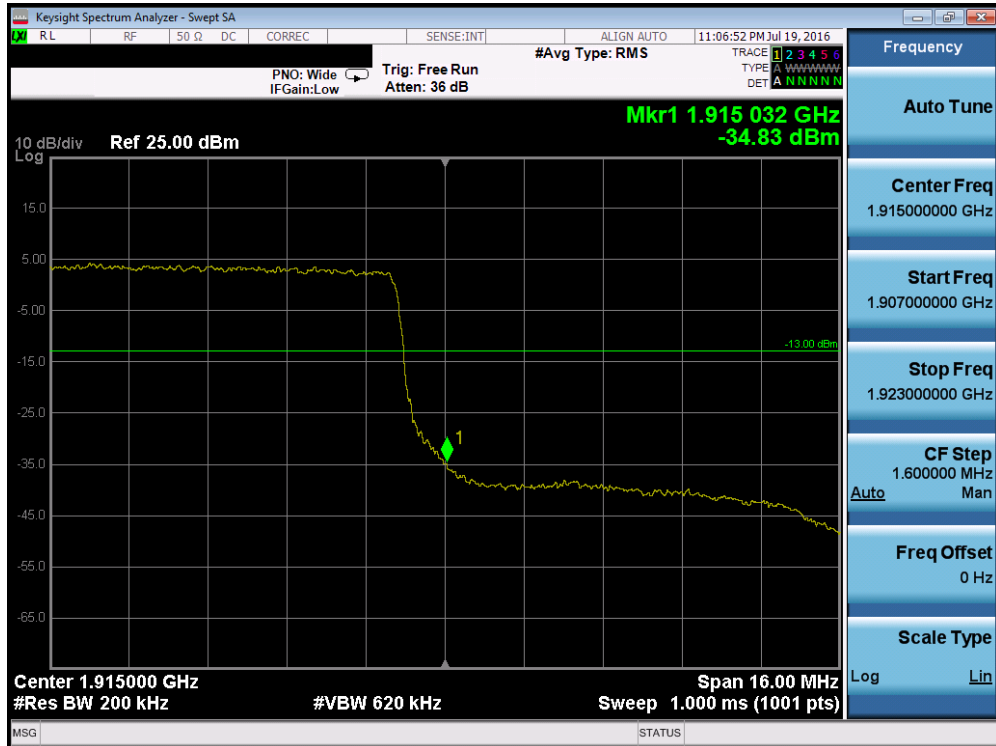


Plot 7-170. Lower Band Edge Plot (Band 2/25 – 20.0MHz QPSK – RB Size 100)

FCC ID: ZNFLS676	PCTEST ENGINEERING LABORATORY, INC.	FCC Pt. 22, 24, & 27 LTE MEASUREMENT REPORT (CERTIFICATION)	LG	Reviewed by: Quality Manager
Test Report S/N: 0Y1607051164.ZNF	Test Dates: July 06 - 22, 2016	EUT Type: Portable Handset		Page 102 of 144



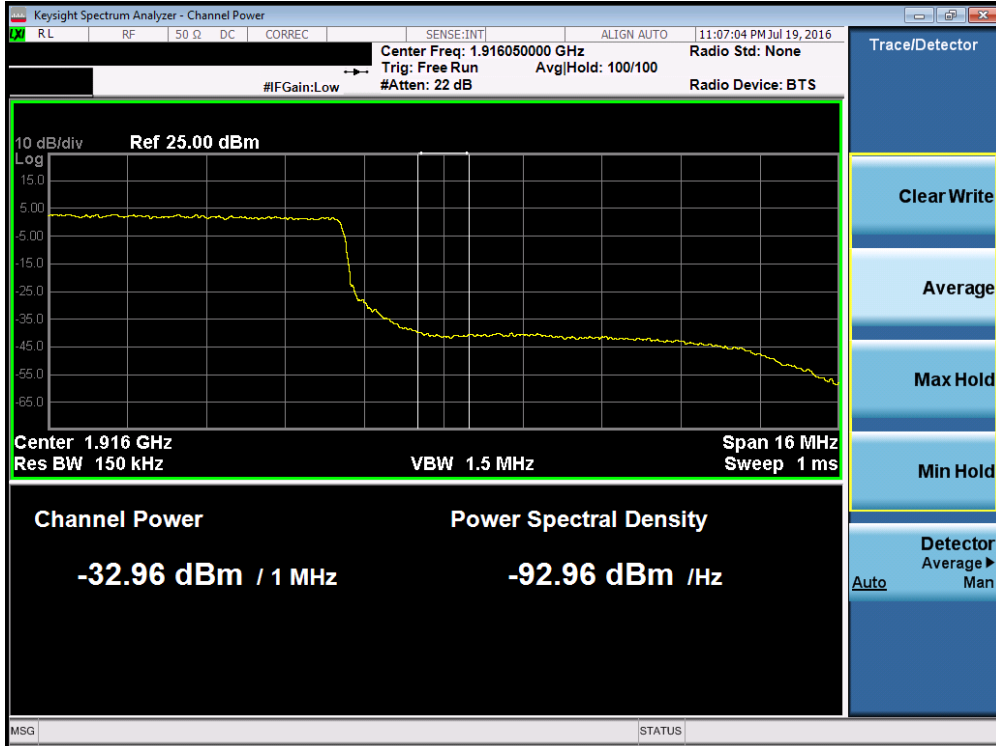
Plot 7-171. Lower Extended Band Edge Plot (Band 2/25 – 20.0MHz QPSK – RB Size 100)



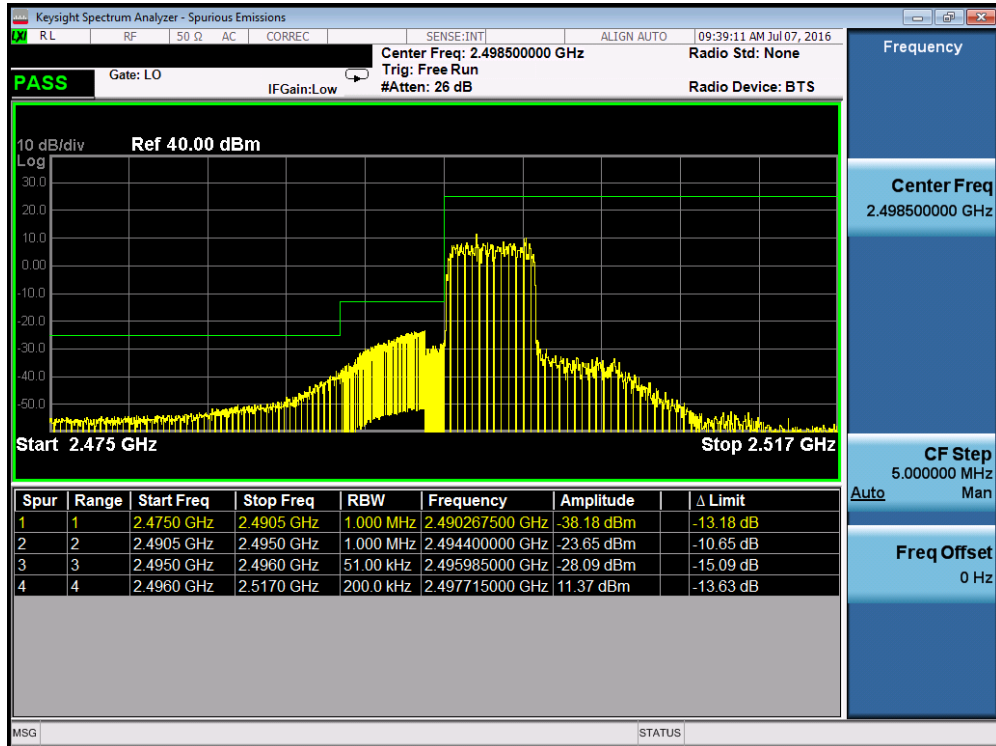
Plot 7-172. Upper Band Edge Plot (Band 2/25 – 20.0MHz QPSK – RB Size 100)

FCC ID: ZNFLS676	PCTEST ENGINEERING LABORATORY, INC.	FCC Pt. 22, 24, & 27 LTE MEASUREMENT REPORT (CERTIFICATION)	LG	Reviewed by: Quality Manager
Test Report S/N: 0Y1607051164.ZNF	Test Dates: July 06 - 22, 2016	EUT Type: Portable Handset		Page 103 of 144



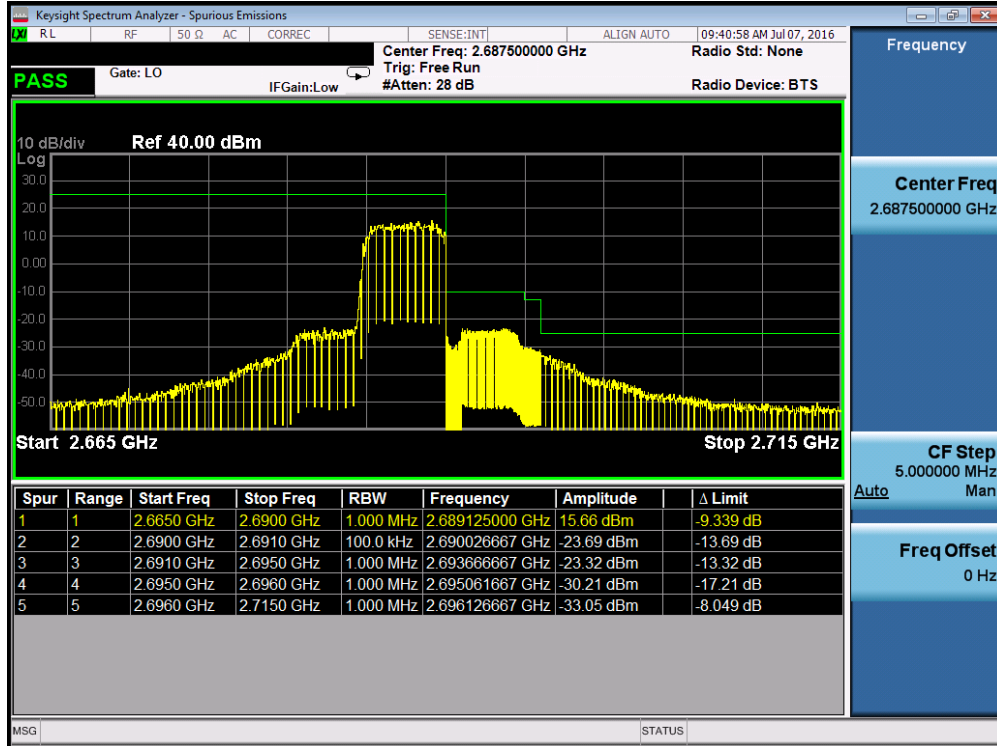


Plot 7-173. Upper Extended Band Edge Plot (Band 2/25 – 20.0MHz QPSK – RB Size 100)

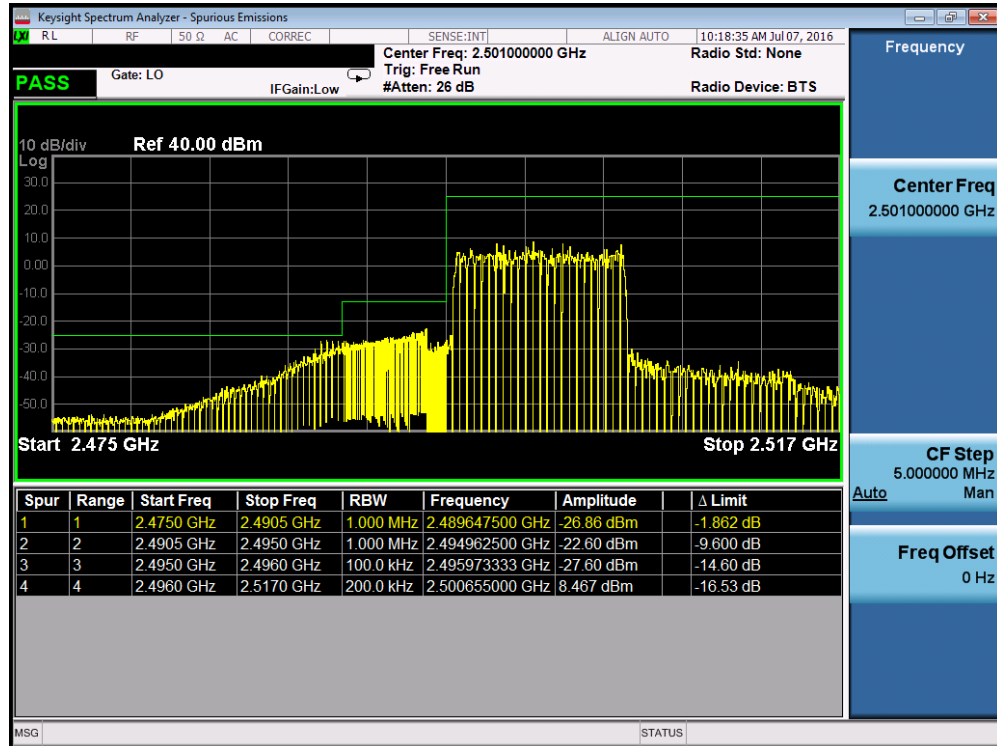


Plot 7-174. Lower ACP Plot (Band 41 – 5.0MHz QPSK – RB Size 25)

FCC ID: ZNFLS676		FCC Pt. 22, 24, & 27 LTE MEASUREMENT REPORT (CERTIFICATION)		Reviewed by: Quality Manager
Test Report S/N: 0Y1607051164.ZNF	Test Dates: July 06 - 22, 2016	EUT Type: Portable Handset		Page 104 of 144

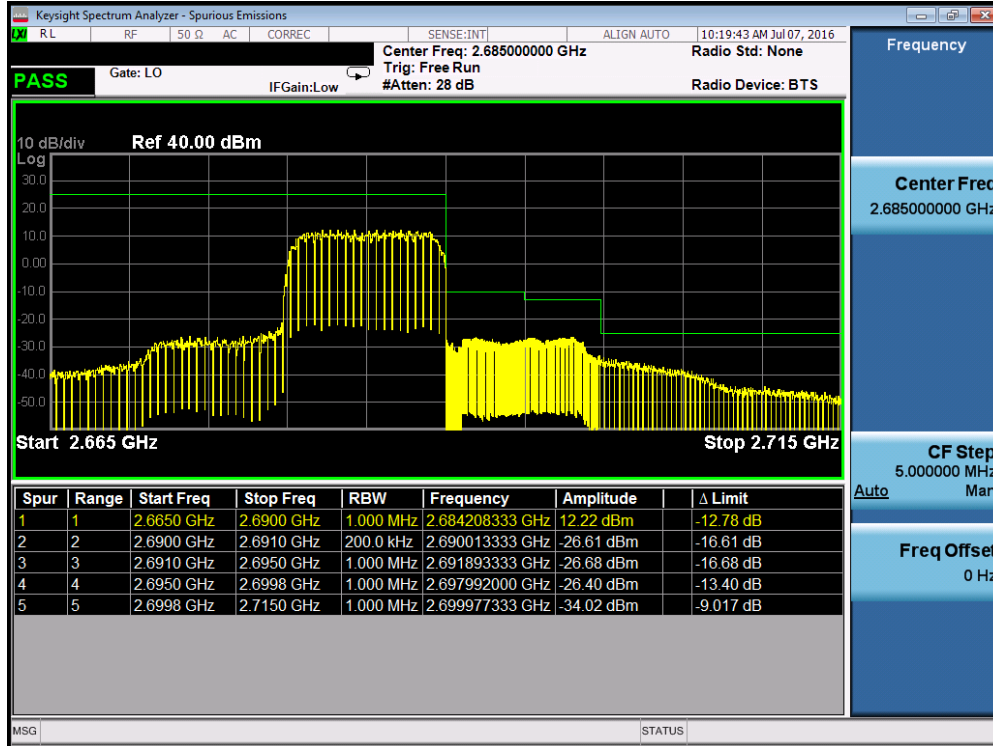


Plot 7-175. Upper ACP Plot (Band 41 – 5.0MHz QPSK – RB Size 25)

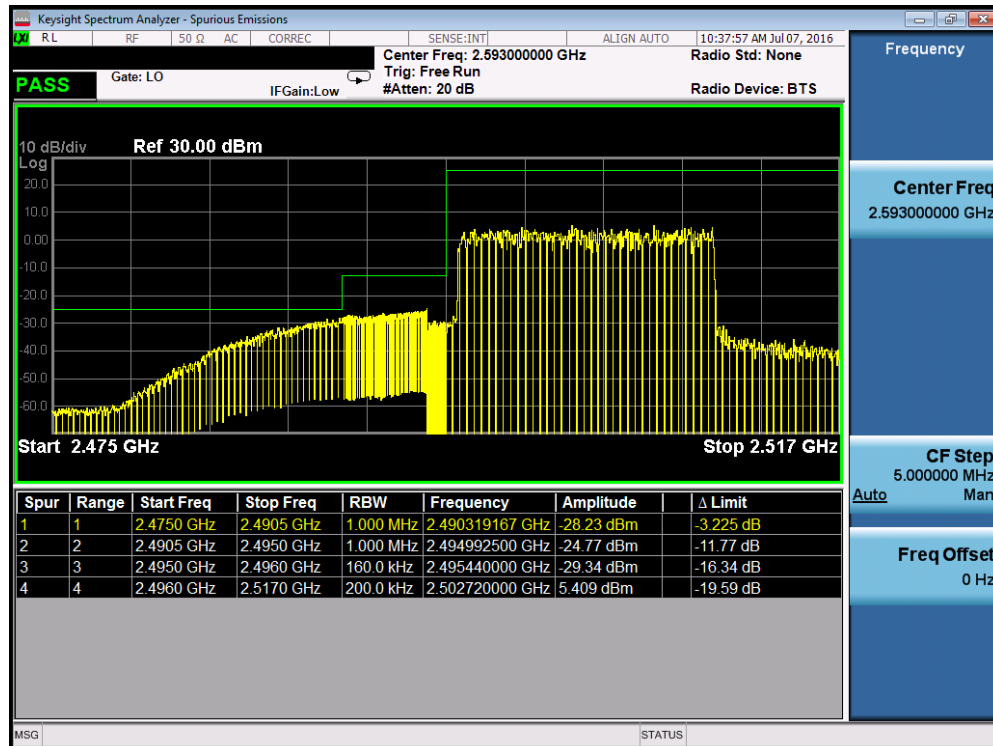


Plot 7-176. Lower ACP Plot (Band 41 – 10.0MHz QPSK – RB Size 50)

FCC ID: ZNFLS676		FCC Pt. 22, 24, & 27 LTE MEASUREMENT REPORT (CERTIFICATION)		Reviewed by: Quality Manager
Test Report S/N: 0Y1607051164.ZNF	Test Dates: July 06 - 22, 2016	EUT Type: Portable Handset		Page 105 of 144

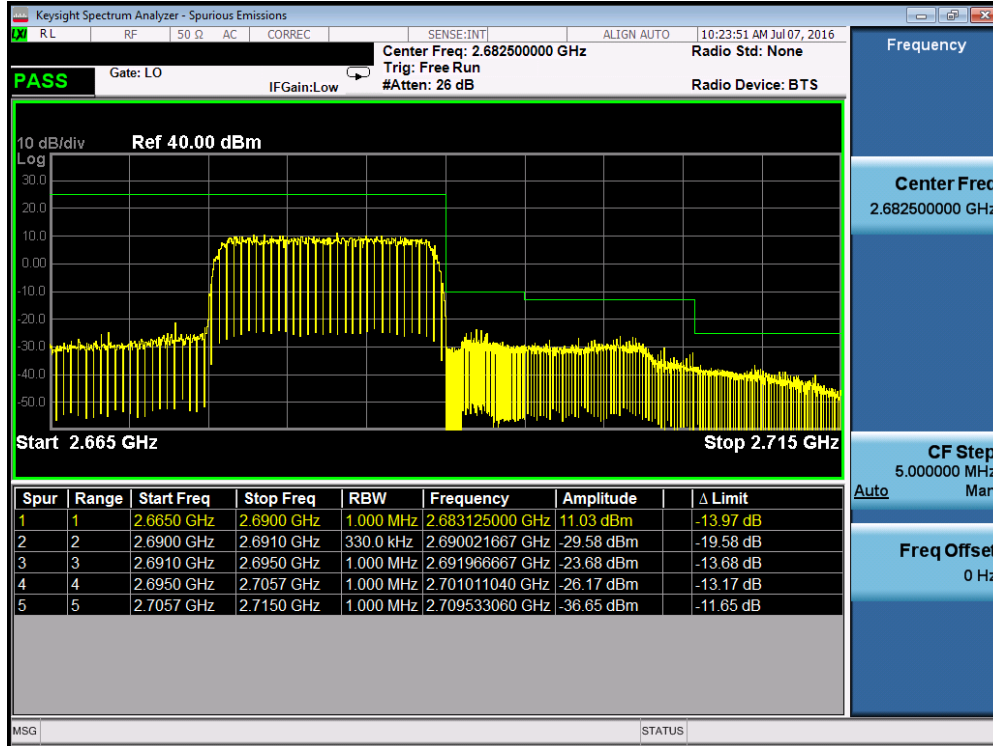


Plot 7-177. Upper ACP Plot (Band 41 – 10.0MHz QPSK – RB Size 50)

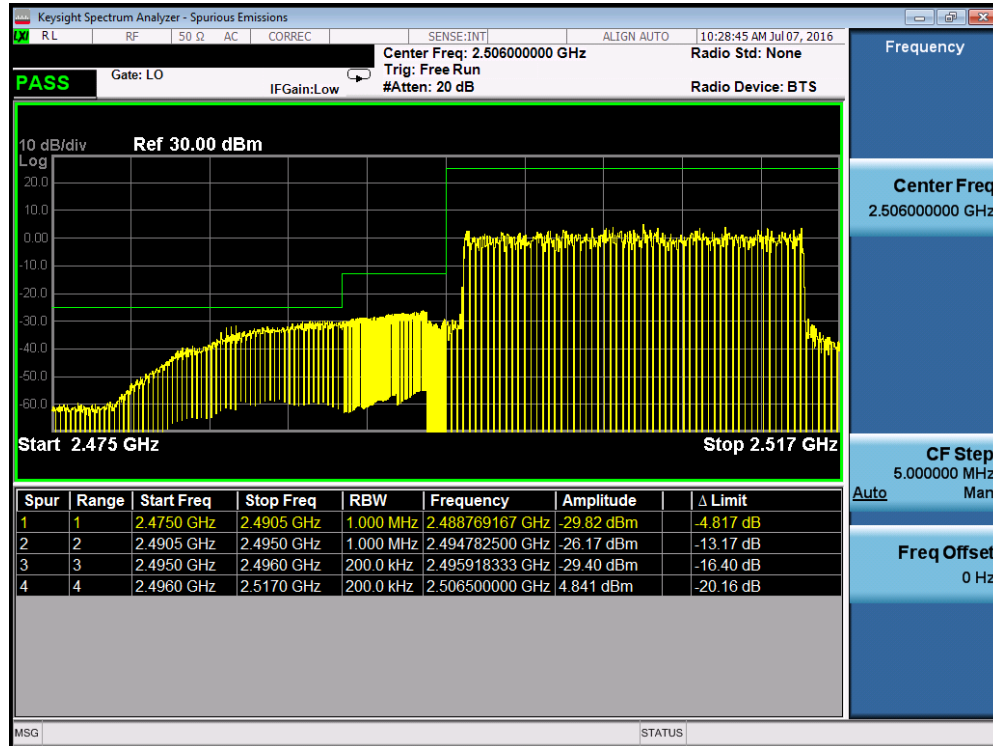


Plot 7-178. Lower ACP Plot (Band 41 – 15.0MHz QPSK – RB Size 75)

FCC ID: ZNFLS676		FCC Pt. 22, 24, & 27 LTE MEASUREMENT REPORT (CERTIFICATION)		Reviewed by: Quality Manager
Test Report S/N: 0Y1607051164.ZNF	Test Dates: July 06 - 22, 2016	EUT Type: Portable Handset		Page 106 of 144

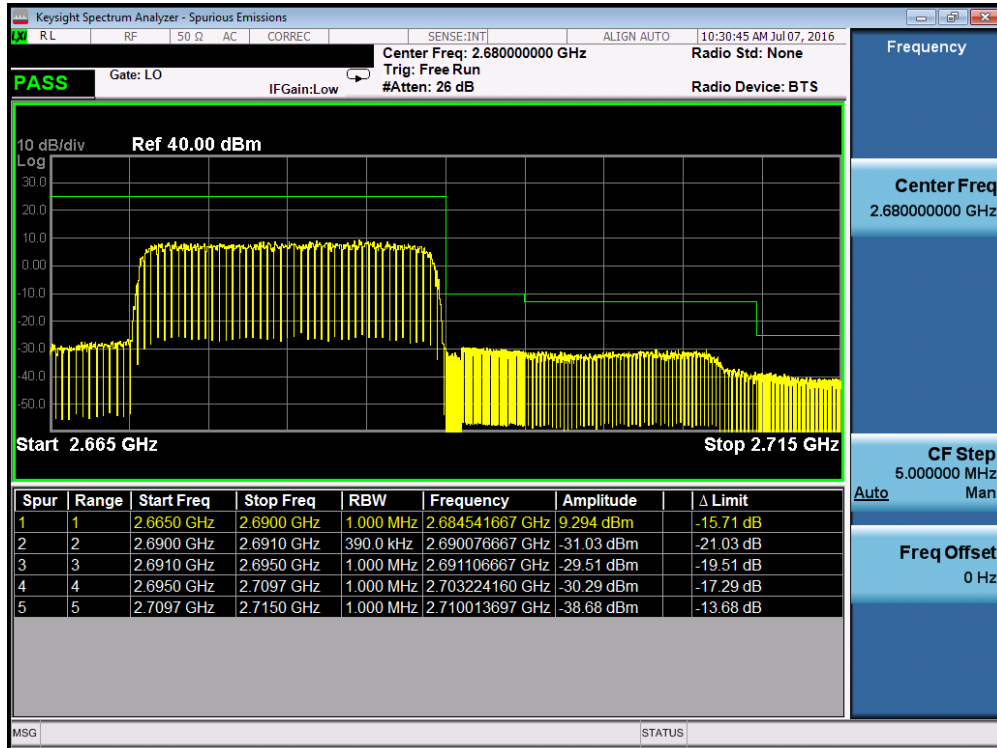


Plot 7-179. Upper ACP Plot (Band 41 – 15.0MHz QPSK – RB Size 75)



Plot 7-180. Lower ACP Plot (Band 41 – 20.0MHz QPSK – RB Size 100)

FCC ID: ZNFLS676	PCTEST ENGINEERING LABORATORY, INC.	FCC Pt. 22, 24, & 27 LTE MEASUREMENT REPORT (CERTIFICATION)	LG	Reviewed by: Quality Manager
Test Report S/N: 0Y1607051164.ZNF	Test Dates: July 06 - 22, 2016	EUT Type: Portable Handset		Page 107 of 144



Plot 7-181. Upper ACP Plot (Band 41 – 20.0MHz QPSK – RB Size 100)

FCC ID: ZNFLS676	PCTEST ENGINEERING LABORATORY, INC.	FCC Pt. 22, 24, & 27 LTE MEASUREMENT REPORT (CERTIFICATION)		Reviewed by: Quality Manager
Test Report S/N: 0Y1607051164.ZNF	Test Dates: July 06 - 22, 2016	EUT Type: Portable Handset		Page 108 of 144

## 7.5 Peak-Average Ratio

### §24.232(d)

#### Test Overview

A peak to average ratio measurement is performed at the conducted port of the EUT. The spectrum analyzers Complementary Cumulative Distribution Function (CCDF) measurement profile is used to determine the largest deviation between the average and the peak power of the EUT in a given bandwidth. The CCDF curve shows how much time the peak waveform spends at or above a given average power level. The percent of time the signal spends at or above the level defines the probability for that particular power level.

#### Test Procedure Used

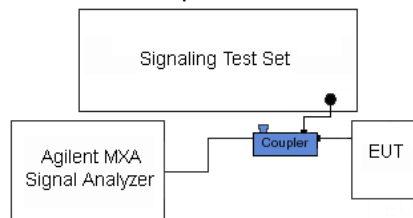
KDB 971168 D01 v02r02 – Section 5.7.1

#### Test Settings

1. The signal analyzer's CCDF measurement profile is enabled
2. Frequency = carrier center frequency
3. Measurement BW > Emission bandwidth of signal
4. The signal analyzer was set to collect one million samples to generate the CCDF curve
5. The measurement interval was set depending on the type of signal analyzed. For continuous signals (>98% duty cycle), the measurement interval was set to 1ms. For burst transmissions, the spectrum analyzer is set to use an internal "RF Burst" trigger that is synced with an incoming pulse and the measurement interval is set to less than the duration of the "on time" of one burst to ensure that energy is only captured during a time in which the transmitter is operating at maximum power

#### Test Setup



The EUT and measurement equipment were set up as shown in the diagram below.

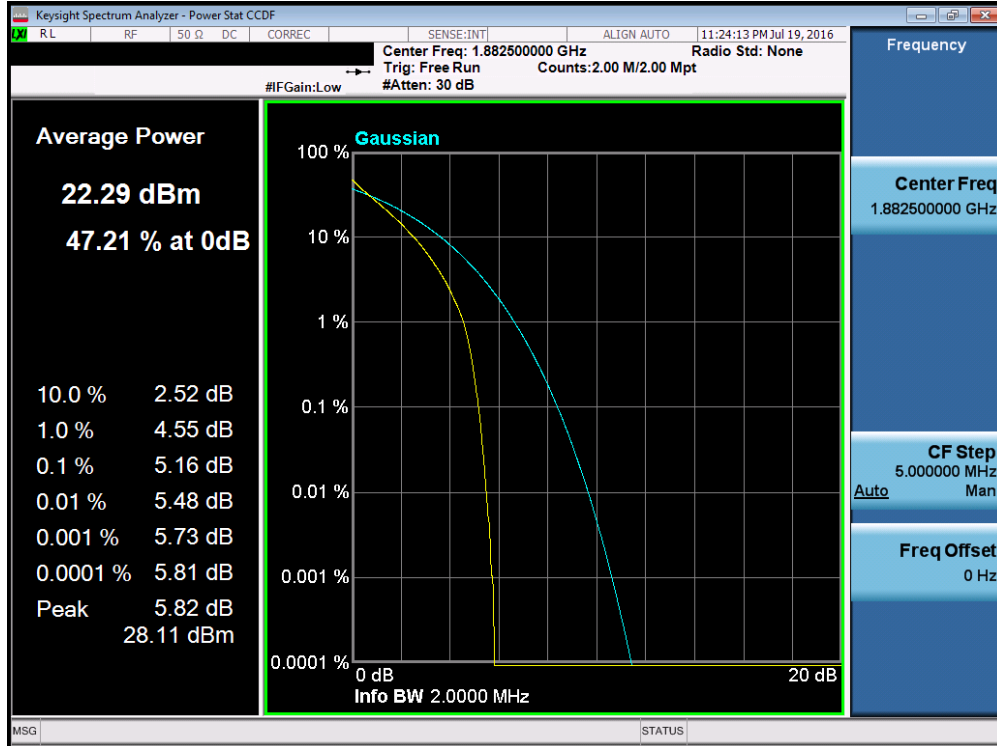


**Figure 7-4. Test Instrument & Measurement Setup**

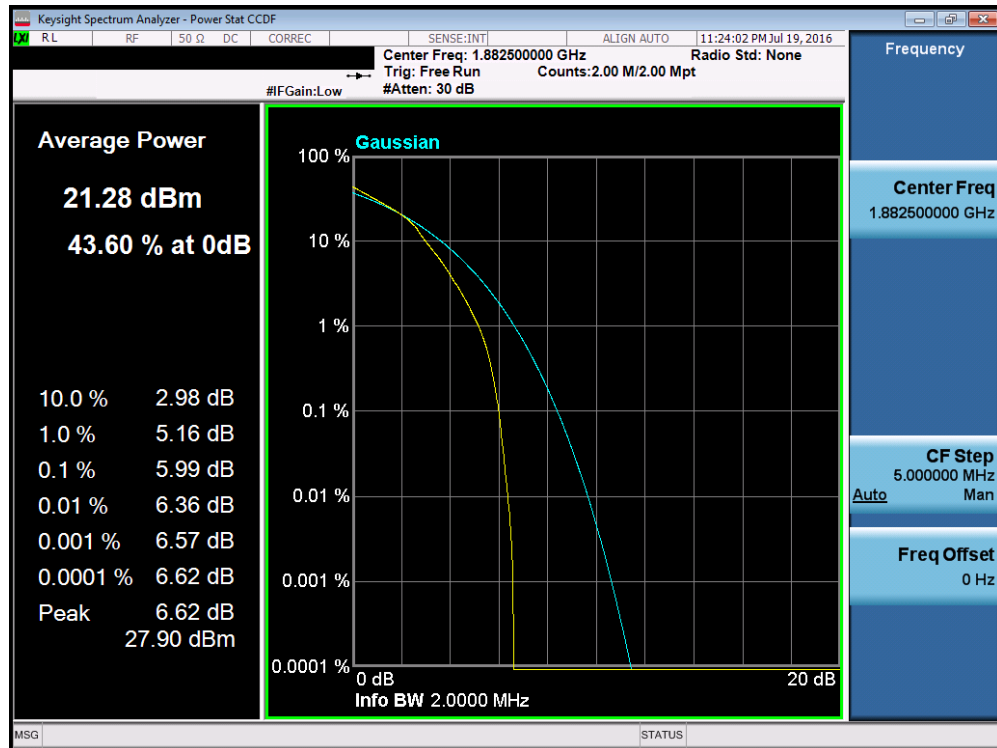
#### Test Notes

None.

FCC ID: ZNFLS676		FCC Pt. 22, 24, & 27 LTE MEASUREMENT REPORT (CERTIFICATION)		Reviewed by: Quality Manager
Test Report S/N: 0Y1607051164.ZNF	Test Dates: July 06 - 22, 2016	EUT Type: Portable Handset	Page 109 of 144	



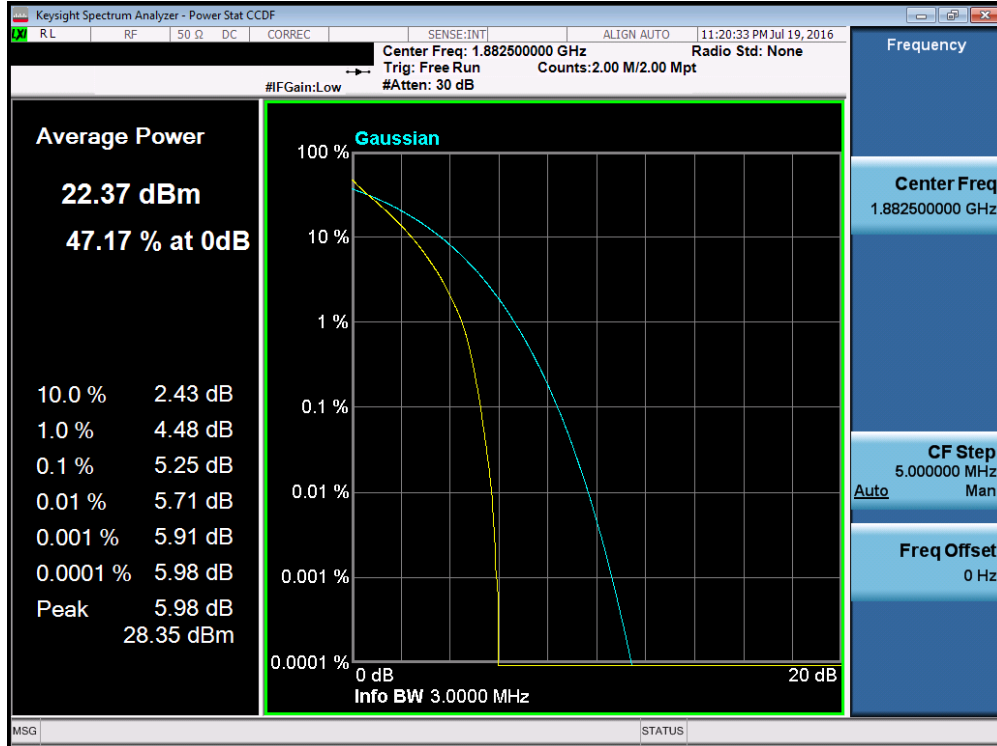
Plot 7-182. PAR Plot (Band 2/25 – 1.4MHz QPSK – RB Size 6)



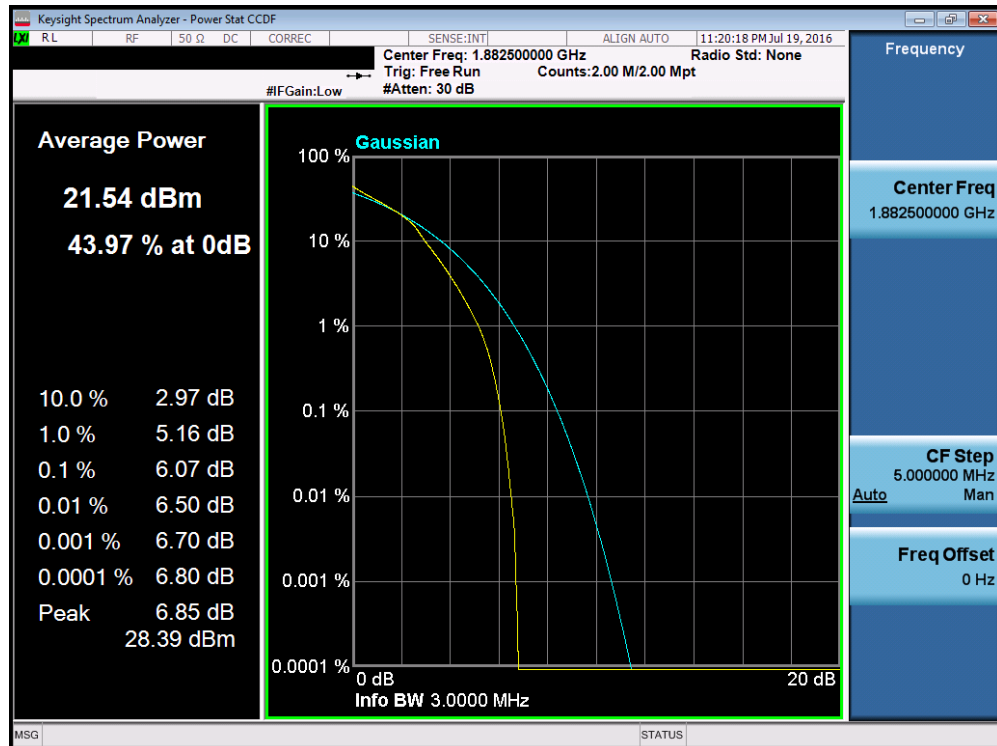
Plot 7-183. PAR Plot (Band 2/25 – 1.4MHz 16-QAM – RB Size 6)

FCC ID: ZNFLS676	<b>PCTEST</b> ENGINEERING LABORATORY, INC.	FCC Pt. 22, 24, & 27 LTE MEASUREMENT REPORT (CERTIFICATION)		Reviewed by: Quality Manager
Test Report S/N: 0Y1607051164.ZNF	Test Dates: July 06 - 22, 2016	EUT Type: Portable Handset		Page 110 of 144





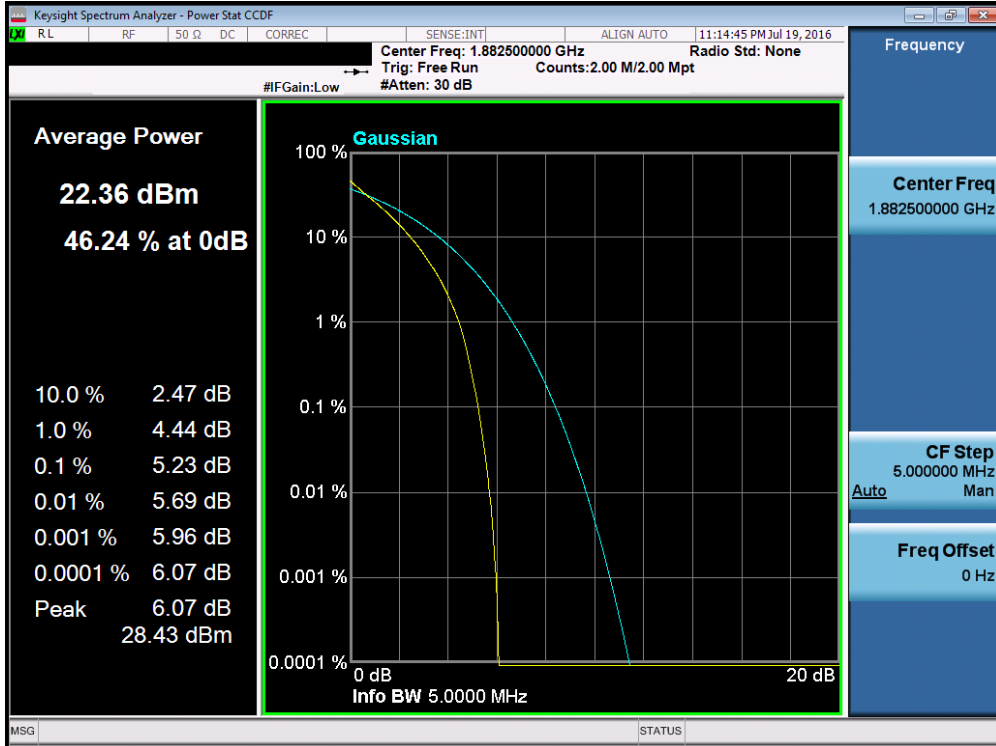
Plot 7-184. PAR Plot (Band 2/25 – 3.0MHz QPSK – RB Size 15)



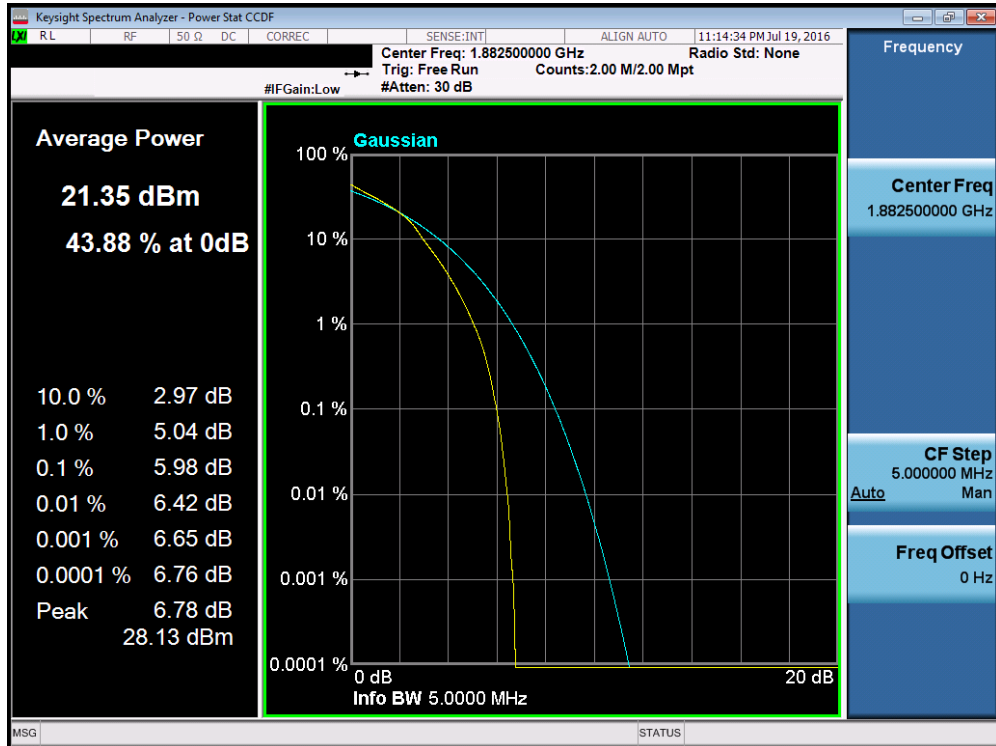
Plot 7-185. PAR Plot (Band 2/25 – 3.0MHz 16-QAM – RB Size 15)

FCC ID: ZNFLS676	<b>PCTEST</b> ENGINEERING LABORATORY, INC.	FCC Pt. 22, 24, & 27 LTE MEASUREMENT REPORT (CERTIFICATION)		Reviewed by: Quality Manager
Test Report S/N: 0Y1607051164.ZNF	Test Dates: July 06 - 22, 2016	EUT Type: Portable Handset		Page 111 of 144



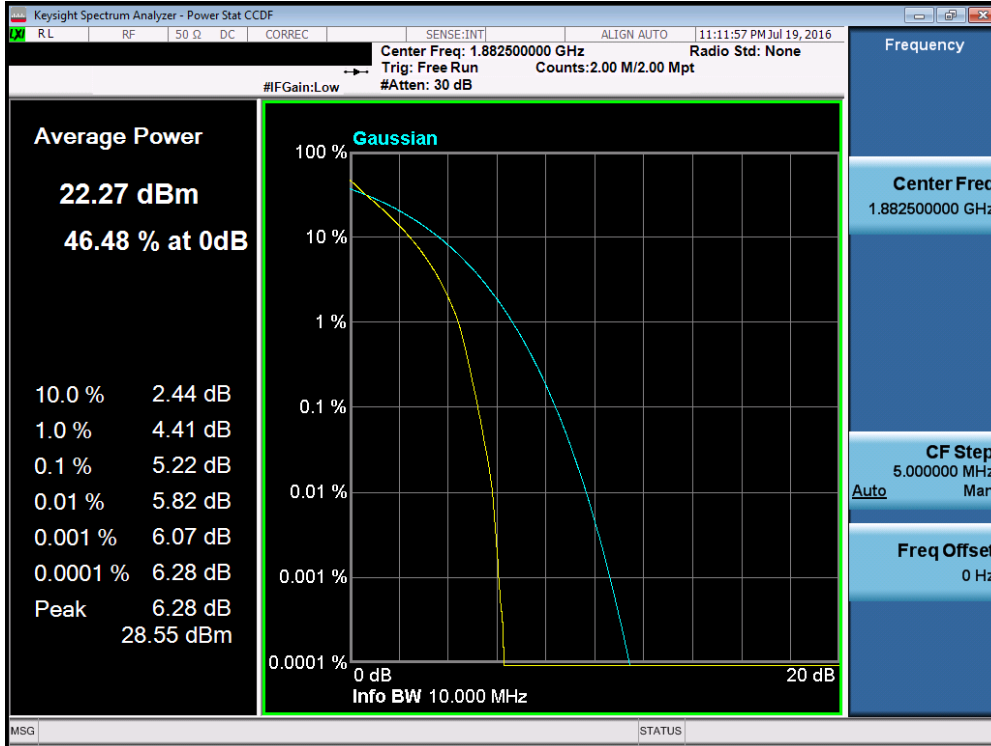


Plot 7-186. PAR Plot (Band 2/25 – 5.0MHz QPSK – RB Size 25)

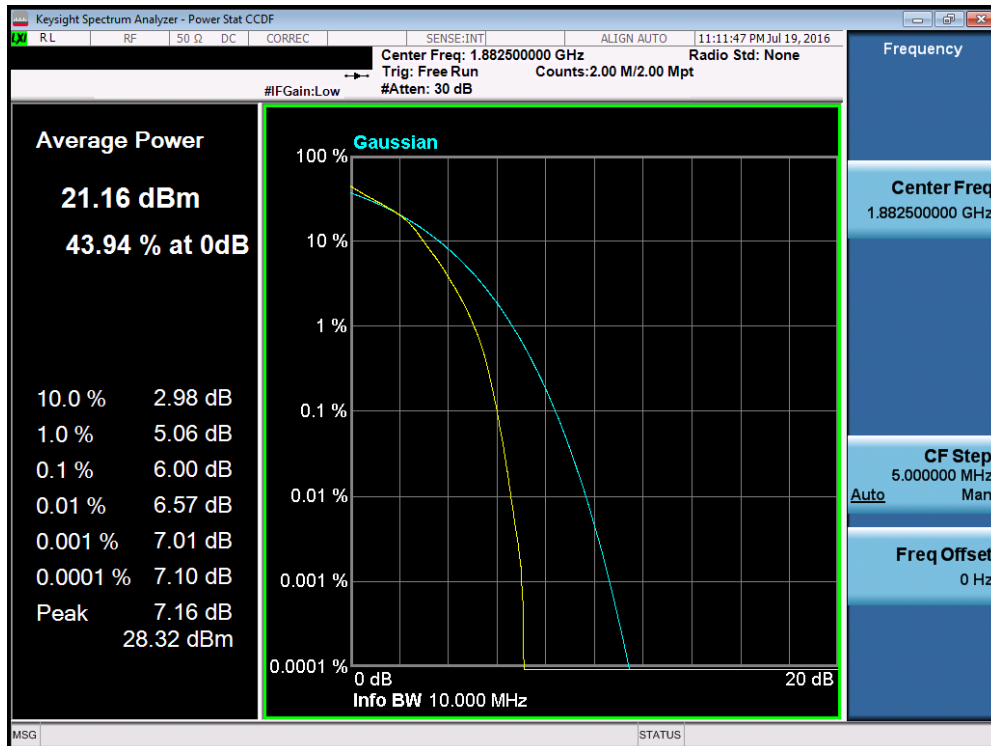


Plot 7-187. PAR Plot (Band 2/25 – 5.0MHz 16-QAM – RB Size 25)

FCC ID: ZNFLS676	PCTEST ENGINEERING LABORATORY, INC.	FCC Pt. 22, 24, & 27 LTE MEASUREMENT REPORT (CERTIFICATION)	LG	Reviewed by: Quality Manager
Test Report S/N: 0Y1607051164.ZNF	Test Dates: July 06 - 22, 2016	EUT Type: Portable Handset		Page 112 of 144

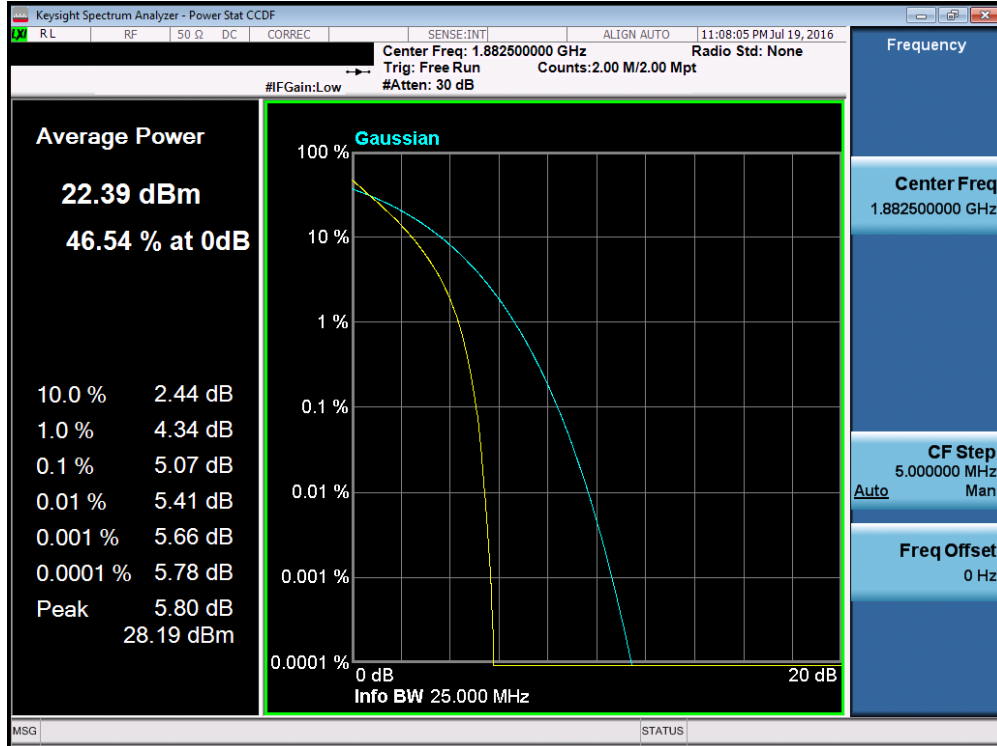


Plot 7-188. PAR Plot (Band 2/25 – 10.0MHz QPSK – RB Size 50)

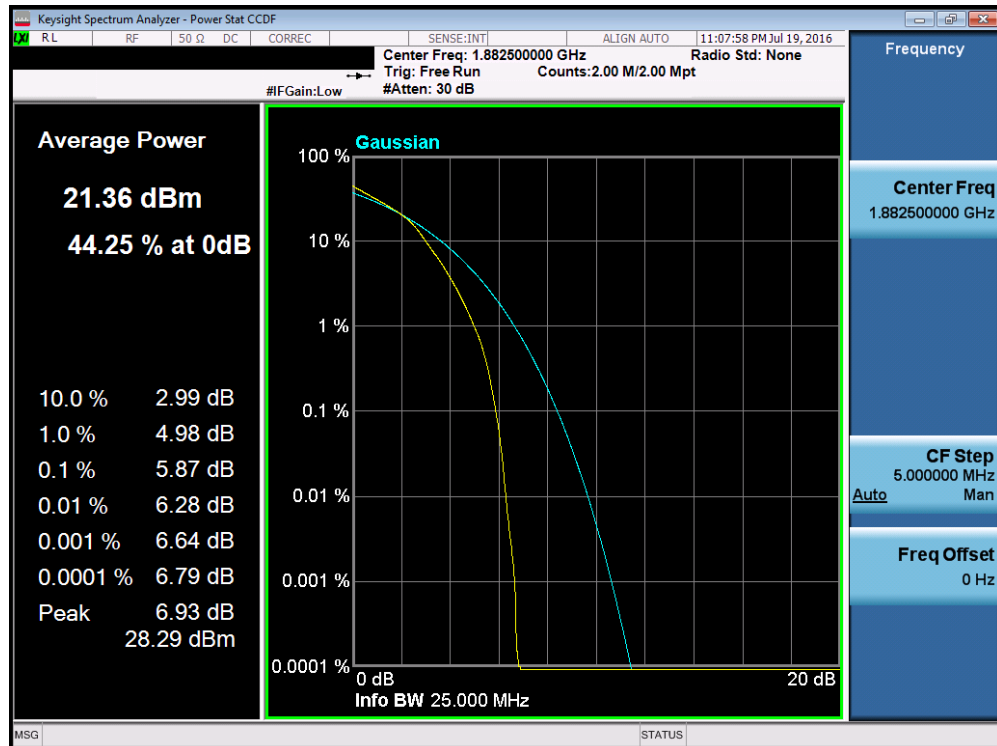


Plot 7-189. PAR Plot (Band 2/25 – 10.0MHz 16-QAM – RB Size 50)

FCC ID: ZNFLS676	<b>PCTEST</b> ENGINEERING LABORATORY, INC.	FCC Pt. 22, 24, & 27 LTE MEASUREMENT REPORT (CERTIFICATION)		Reviewed by: Quality Manager
Test Report S/N: 0Y1607051164.ZNF	Test Dates: July 06 - 22, 2016	EUT Type: Portable Handset		Page 113 of 144

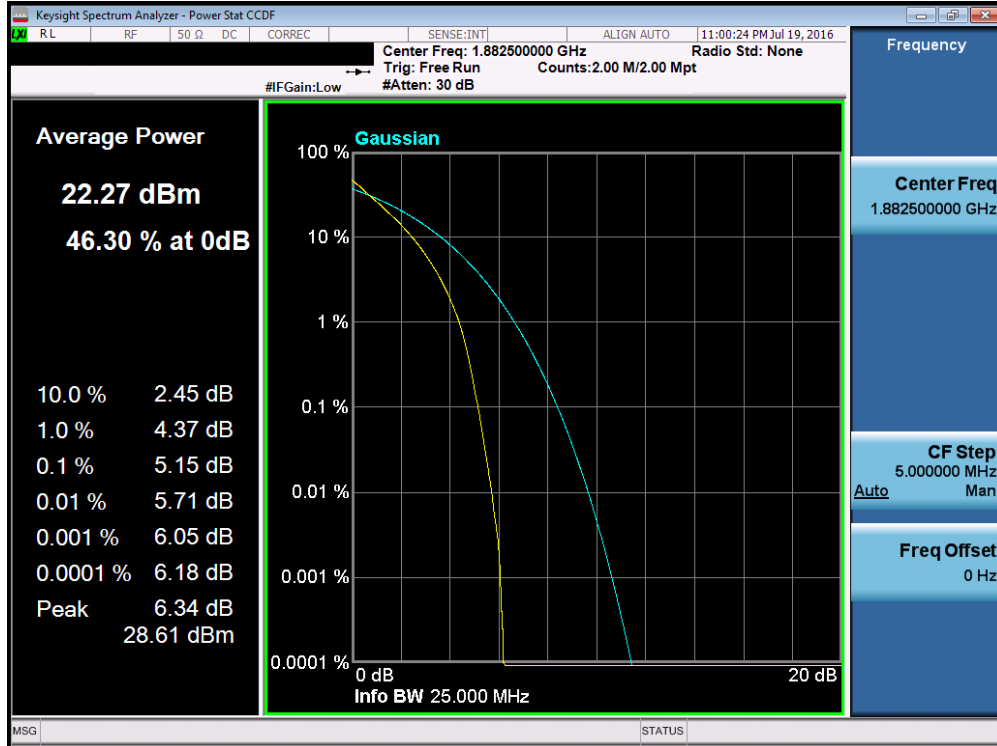


Plot 7-190. PAR Plot (Band 2/25 – 15.0MHz QPSK – RB Size 75)

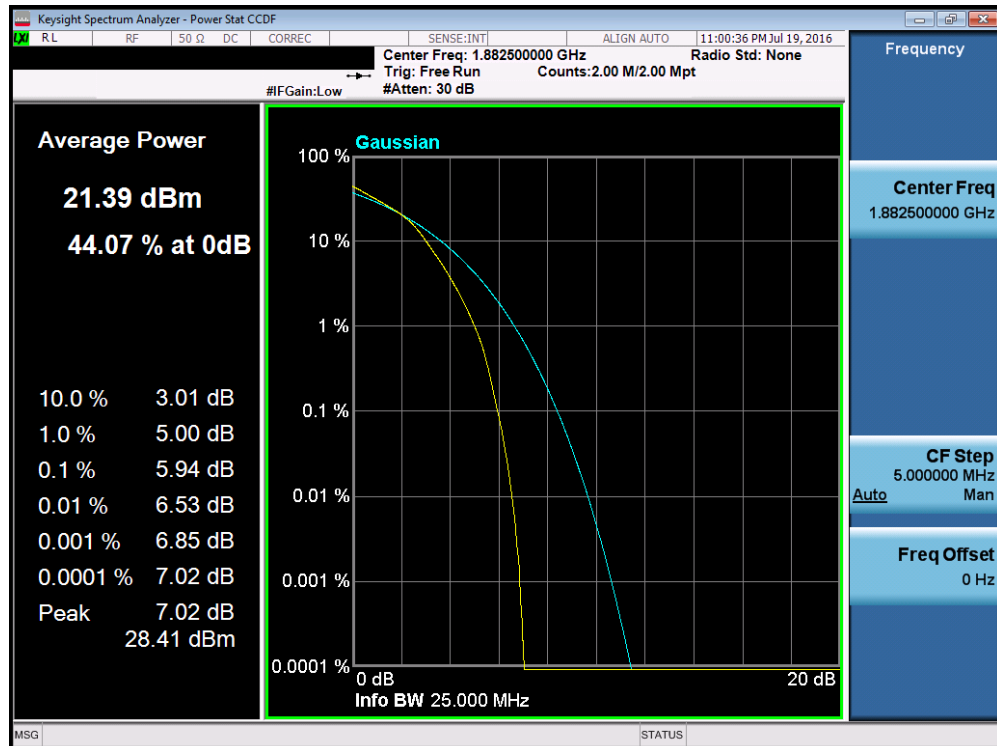


Plot 7-191. PAR Plot (Band 2/25 – 15.0MHz 16-QAM – RB Size 75)

FCC ID: ZNFLS676	PCTEST ENGINEERING LABORATORY, INC.	FCC Pt. 22, 24, & 27 LTE MEASUREMENT REPORT (CERTIFICATION)	LG	Reviewed by: Quality Manager
Test Report S/N: 0Y1607051164.ZNF	Test Dates: July 06 - 22, 2016	EUT Type: Portable Handset		Page 114 of 144



Plot 7-192. PAR Plot (Band 2/25 – 20.0MHz QPSK – RB Size 100)



Plot 7-193. PAR Plot (Band 2/25 – 20.0MHz 16-QAM – RB Size 100)

FCC ID: ZNFLS676	PCTEST ENGINEERING LABORATORY, INC.	FCC Pt. 22, 24, & 27 LTE MEASUREMENT REPORT (CERTIFICATION)	LG	Reviewed by: Quality Manager
Test Report S/N: 0Y1607051164.ZNF	Test Dates: July 06 - 22, 2016	EUT Type: Portable Handset		Page 115 of 144

## 7.6 Radiated Power (ERP/EIRP)

§22.913(a.2) §24.232(c.2) §27.50(h.2) §27.50(c.10) §27.50(d.4)

### Test Overview

Effective Radiated Power (ERP) and Equivalent Isotropic Radiated Power (EIRP) measurements are performed using the substitution method described in ANSI/TIA-603-D-2010 with the EUT transmitting into an integral antenna. Measurements on signals operating below 1GHz are performed using vertically and horizontally polarized tuned dipole antennas. Measurements on signals operating above 1GHz are performed using vertically and horizontally polarized broadband horn antennas. All measurements are performed as RMS average measurements while the EUT is operating at its maximum duty cycle, at maximum power, and at the appropriate frequencies.



### Test Procedures Used

KDB 971168 D01 v02r02 – Section 5.2.1

ANSI/TIA-603-D-2010 – Section 2.2.17

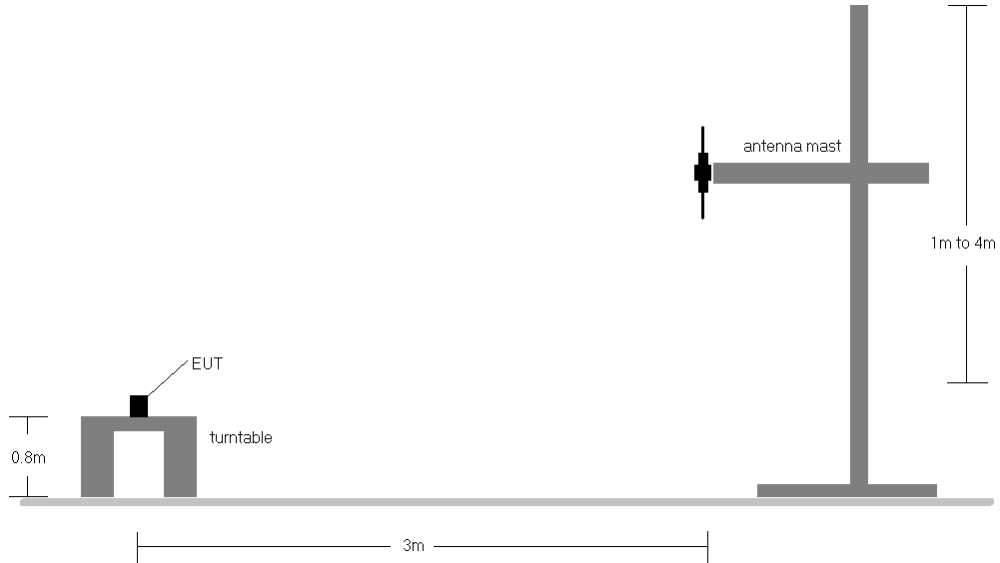
### Test Settings

1. Radiated power measurements are performed using the signal analyzer's "channel power" measurement capability for signals with continuous operation. For signals with burst transmission, the signal analyzer's "time domain power" measurement capability is used
2. RBW = 1 – 5% of the expected OBW, not to exceed 1MHz
3. VBW  $\geq$  3 x RBW
4. Span = 1.5 times the OBW
5. No. of sweep points  $\geq$  2 x span / RBW
6. Detector = RMS
7. Trigger is set to "free run" for signals with continuous operation with the sweep times set to "auto".  
Trigger is set to enable triggering only on full power bursts with the sweep time set less than or equal to the transmission burst duration
8. The integration bandwidth was roughly set equal to the measured OBW of the signal for signals with continuous operation. For signals with burst transmission, the "gating" function was enabled to ensure that measurements are performed during times in which the transmitter is operating at its maximum power
9. Trace mode = trace averaging (RMS) over 100 sweeps
10. The trace was allowed to stabilize

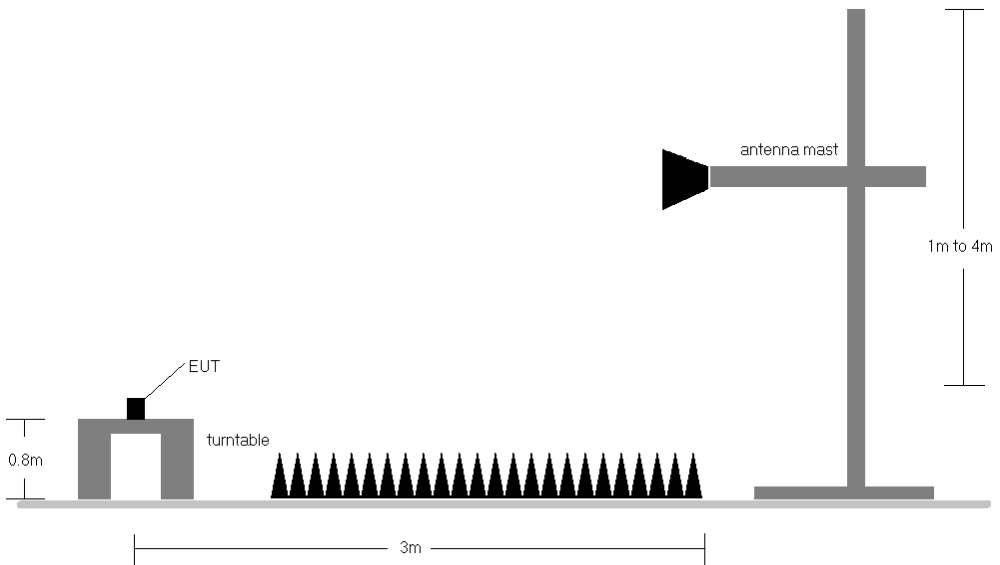
FCC ID: ZNFLS676		FCC Pt. 22, 24, & 27 LTE MEASUREMENT REPORT (CERTIFICATION)		Reviewed by: Quality Manager
Test Report S/N: 0Y1607051164.ZNF	Test Dates: July 06 - 22, 2016	EUT Type: Portable Handset	Page 116 of 144	

**Test Setup**

The EUT and measurement equipment were set up as shown in the diagram below.



**Figure 7-5. Radiated Test Setup <1GHz**



**Figure 7-6. Radiated Test Setup >1GHz**



**Test Notes**

- 1) The EUT was tested in three orthogonal planes and in all possible test configurations and positioning. The worst case emissions are reported with the EUT positioning, modulations, RB sizes and offsets, and channel bandwidth configurations shown in the tables below.
- 2) This unit was tested with its standard battery.

FCC ID: ZNFLS676	PCTEST ENGINEERING LABORATORY, INC.	FCC Pt. 22, 24, & 27 LTE MEASUREMENT REPORT (CERTIFICATION)	LG	Reviewed by: Quality Manager
Test Report S/N: 0Y1607051164.ZNF	Test Dates: July 06 - 22, 2016	EUT Type: Portable Handset		Page 117 of 144



Frequency [MHz]	Channel Bandwidth [MHz]	Mod.	Ant. Pol. [H/V]	Antenna Height [cm]	Turntable Azimuth [degree]	RB Size/Offset	Substitute Level [dBm]	Ant. Gain [dBd]	ERP [dBm]	ERP Limit [dBm]	Margin [dB]
699.70	1.4	QPSK	V	141	180	1 / 0	15.84	2.71	18.55	34.77	-16.22
707.50	1.4	QPSK	V	145	173	1 / 0	16.11	2.88	18.99	34.77	-15.78
715.30	1.4	QPSK	V	145	176	1 / 0	16.33	3.06	19.39	34.77	-15.38
699.70	1.4	16-QAM	V	141	180	1 / 0	15.04	2.71	17.75	34.77	-17.02
707.50	1.4	16-QAM	V	145	173	1 / 0	15.35	2.88	18.23	34.77	-16.54
715.30	1.4	16-QAM	V	145	176	1 / 0	15.50	3.06	18.56	34.77	-16.21
700.50	3	QPSK	V	151	193	1 / 14	15.91	2.72	18.63	34.77	-16.14
707.50	3	QPSK	V	147	179	1 / 0	15.99	2.88	18.87	34.77	-15.90
714.50	3	QPSK	V	150	188	1 / 0	16.28	3.04	19.32	34.77	-15.45
700.50	3	16-QAM	V	151	193	1 / 14	15.35	2.72	18.07	34.77	-16.70
707.50	3	16-QAM	V	147	179	1 / 14	15.14	2.88	18.02	34.77	-16.75
714.50	3	16-QAM	V	150	188	1 / 0	15.46	3.04	18.50	34.77	-16.27
701.50	5	QPSK	V	158	193	1 / 24	16.18	2.75	18.93	34.77	-15.84
707.50	5	QPSK	V	158	203	1 / 24	16.40	2.88	19.28	34.77	-15.49
713.50	5	QPSK	V	153	172	1 / 0	16.43	3.02	19.45	34.77	-15.32
701.50	5	16-QAM	V	158	193	1 / 24	15.48	2.75	18.23	34.77	-16.54
707.50	5	16-QAM	V	158	203	1 / 24	14.91	2.88	17.79	34.77	-16.98
713.50	5	16-QAM	V	153	172	1 / 0	15.77	3.02	18.79	34.77	-15.98
704.00	10	QPSK	V	159	201	1 / 49	16.06	2.80	18.86	34.77	-15.91
707.50	10	QPSK	V	161	200	1 / 49	16.35	2.88	19.23	34.77	-15.54
711.00	10	QPSK	V	150	184	1 / 0	16.36	2.96	19.32	34.77	-15.45
704.00	10	16-QAM	V	159	201	1 / 49	15.39	2.80	18.19	34.77	-16.58
707.50	10	16-QAM	V	161	200	1 / 49	14.78	2.88	17.66	34.77	-17.11
711.00	10	16-QAM	V	150	184	1 / 0	15.64	2.96	18.60	34.77	-16.17
713.50	5	QPSK	H	109	30	1 / 0	15.11	3.02	18.13	34.77	-16.64

**Table 7-2. ERP Data (Band 12)**

FCC ID: ZNFLS676		FCC Pt. 22, 24, & 27 LTE MEASUREMENT REPORT (CERTIFICATION)		Reviewed by: Quality Manager
Test Report S/N: 0Y1607051164.ZNF	Test Dates: July 06 - 22, 2016	EUT Type: Portable Handset	Page 118 of 144	

Frequency [MHz]	Channel Bandwidth [MHz]	Mod.	Ant. Pol. [H/V]	Antenna Height [cm]	Turntable Azimuth [degree]	RB Size/Offset	Substitute Level [dBm]	Ant. Gain [dBd]	ERP [dBm]	ERP Limit [dBm]	Margin [dB]
824.70	1.4	QPSK	V	134	9	1 / 0	13.57	4.95	18.52	38.45	-19.94
836.50	1.4	QPSK	V	139	357	1 / 5	13.55	5.00	18.55	38.45	-19.90
848.30	1.4	QPSK	V	134	14	1 / 0	14.10	5.05	19.15	38.45	-19.30
824.70	1.4	16-QAM	V	134	9	1 / 0	12.62	4.95	17.57	38.45	-20.89
836.50	1.4	16-QAM	V	139	357	1 / 5	12.76	5.00	17.76	38.45	-20.69
848.30	1.4	16-QAM	V	134	14	1 / 0	13.35	5.05	18.40	38.45	-20.05
825.50	3	QPSK	V	136	0	1 / 0	13.45	4.95	18.40	38.45	-20.05
836.50	3	QPSK	V	136	0	1 / 14	13.47	5.00	18.47	38.45	-19.98
847.50	3	QPSK	V	141	0	1 / 0	14.21	5.05	19.26	38.45	-19.19
825.50	3	16-QAM	V	136	0	1 / 0	12.27	4.95	17.22	38.45	-21.23
836.50	3	16-QAM	V	136	0	1 / 14	12.55	5.00	17.55	38.45	-20.90
847.50	3	16-QAM	V	141	0	1 / 0	13.24	5.05	18.29	38.45	-20.16
826.50	5	QPSK	V	144	0	1 / 0	13.90	4.95	18.85	38.45	-19.60
836.50	5	QPSK	V	135	0	1 / 24	13.60	5.00	18.60	38.45	-19.85
846.50	5	QPSK	V	141	0	1 / 12	14.55	5.04	19.59	38.45	-18.86
826.50	5	16-QAM	V	144	0	1 / 0	12.67	4.95	17.62	38.45	-20.83
836.50	5	16-QAM	V	135	0	1 / 24	12.60	5.00	17.60	38.45	-20.85
846.50	5	16-QAM	V	141	0	1 / 12	13.78	5.04	18.82	38.45	-19.63
829.00	10	QPSK	V	146	349	1 / 0	13.45	4.96	18.41	38.45	-20.04
836.50	10	QPSK	V	138	0	1 / 49	13.57	5.00	18.57	38.45	-19.88
844.00	10	QPSK	V	135	0	1 / 25	14.40	5.03	19.43	38.45	-19.02
829.00	10	16-QAM	V	146	349	1 / 0	12.64	4.96	17.60	38.45	-20.85
836.50	10	16-QAM	V	138	0	1 / 49	12.83	5.00	17.83	38.45	-20.62
844.00	10	16-QAM	V	135	0	1 / 25	13.91	5.03	18.94	38.45	-19.51
831.50	15	QPSK	V	146	349	1 / 0	13.61	4.98	18.59	38.45	-19.87
836.50	15	QPSK	V	138	0	1 / 74	13.44	5.00	18.44	38.45	-20.01
841.50	15	QPSK	V	135	0	1 / 0	14.49	5.02	19.51	38.45	-18.94
831.50	15	16-QAM	V	146	349	1 / 0	12.52	4.98	17.50	38.45	-20.96
836.50	15	16-QAM	V	138	0	1 / 74	12.63	5.00	17.63	38.45	-20.82
841.50	15	16-QAM	V	135	0	1 / 0	13.69	5.02	18.71	38.45	-19.74
846.50	5	QPSK	H	124	26	1 / 0	13.77	5.04	18.81	38.45	-19.64



**Table 7-3. ERP Data (Band 5/26)**

FCC ID: ZNFLS676	 <b>FCC Pt. 22, 24, &amp; 27 LTE MEASUREMENT REPORT (CERTIFICATION)</b>			<b>Reviewed by:</b> Quality Manager
<b>Test Report S/N:</b> 0Y1607051164.ZNF	<b>Test Dates:</b> July 06 - 22, 2016	<b>EUT Type:</b> Portable Handset	Page 119 of 144	





Frequency [MHz]	Channel Bandwidth [MHz]	Mod.	Ant. Pol. [H/V]	Antenna Height [cm]	Turntable Azimuth [degree]	RB Size/Offset	Substitute Level [dBm]	Ant. Gain [dBi]	EIRP [dBm]	EIRP Limit [dBm]	Margin [dB]
1710.70	1.4	QPSK	H	116	0	1 / 5	14.42	9.66	24.08	30.00	-5.92
1732.50	1.4	QPSK	H	124	4	1 / 3	14.83	9.61	24.44	30.00	-5.56
1754.30	1.4	QPSK	H	109	357	1 / 0	14.43	9.57	24.00	30.00	-6.00
1710.70	1.4	16-QAM	H	116	0	1 / 5	14.25	9.66	23.91	30.00	-6.09
1732.50	1.4	16-QAM	H	124	4	1 / 3	14.17	9.61	23.78	30.00	-6.22
1754.30	1.4	16-QAM	H	109	357	1 / 0	13.85	9.57	23.42	30.00	-6.58
1711.50	3	QPSK	H	116	0	1 / 0	14.29	9.65	23.94	30.00	-6.06
1732.50	3	QPSK	H	124	4	1 / 0	14.71	9.61	24.32	30.00	-5.68
1753.50	3	QPSK	H	109	357	1 / 0	14.32	9.57	23.89	30.00	-6.11
1711.50	3	16-QAM	H	116	0	1 / 0	13.51	9.65	23.16	30.00	-6.84
1732.50	3	16-QAM	H	124	4	1 / 0	14.03	9.61	23.64	30.00	-6.36
1753.50	3	16-QAM	H	109	357	1 / 0	13.70	9.57	23.27	30.00	-6.73
1712.50	5	QPSK	H	115	0	1 / 24	14.66	9.65	24.31	30.00	-5.69
1732.50	5	QPSK	H	117	0	1 / 24	14.70	9.61	24.31	30.00	-5.69
1752.50	5	QPSK	H	120	0	1 / 0	15.27	9.57	24.84	30.00	-5.16
1712.50	5	16-QAM	H	115	0	1 / 24	13.80	9.65	23.45	30.00	-6.55
1732.50	5	16-QAM	H	117	0	1 / 24	13.75	9.61	23.36	30.00	-6.64
1752.50	5	16-QAM	H	120	0	1 / 0	14.43	9.57	24.00	30.00	-6.00
1715.00	10	QPSK	H	106	0	1 / 0	14.69	9.65	24.34	30.00	-5.66
1732.50	10	QPSK	H	115	0	1 / 49	14.66	9.61	24.27	30.00	-5.73
1750.00	10	QPSK	H	115	0	1 / 0	15.19	9.58	24.77	30.00	-5.23
1715.00	10	16-QAM	H	106	0	1 / 0	13.72	9.65	23.37	30.00	-6.63
1732.50	10	16-QAM	H	115	0	1 / 49	13.61	9.61	23.22	30.00	-6.78
1750.00	10	16-QAM	H	115	0	1 / 0	14.37	9.58	23.95	30.00	-6.05
1717.50	15	QPSK	H	105	0	1 / 0	14.52	9.64	24.16	30.00	-5.84
1732.50	15	QPSK	H	118	0	1 / 0	14.42	9.61	24.03	30.00	-5.97
1747.50	15	QPSK	H	107	0	1 / 0	14.94	9.58	24.52	30.00	-5.48
1717.50	15	16-QAM	H	105	0	1 / 0	13.60	9.64	23.24	30.00	-6.76
1732.50	15	16-QAM	H	118	0	1 / 0	13.42	9.61	23.03	30.00	-6.97
1747.50	15	16-QAM	H	107	0	1 / 0	14.08	9.58	23.66	30.00	-6.34
1720.00	20	QPSK	H	113	0	1 / 0	14.33	9.64	23.97	30.00	-6.03
1732.50	20	QPSK	H	109	0	1 / 0	14.15	9.61	23.76	30.00	-6.24
1745.00	20	QPSK	H	105	0	1 / 0	14.74	9.59	24.33	30.00	-5.67
1720.00	20	16-QAM	H	113	0	1 / 0	13.33	9.64	22.97	30.00	-7.03
1732.50	20	16-QAM	H	109	0	1 / 0	13.24	9.61	22.85	30.00	-7.15
1745.00	20	16-QAM	H	105	0	1 / 0	13.66	9.59	23.25	30.00	-6.75
1752.50	5	QPSK	V	159	156	1 / 0	13.91	9.57	23.48	30.00	-6.52

**Table 7-4. EIRP Data (Band 4)**

FCC ID: ZNFLS676		FCC Pt. 22, 24, & 27 LTE MEASUREMENT REPORT (CERTIFICATION)		Reviewed by: Quality Manager
Test Report S/N: 0Y1607051164.ZNF	Test Dates: July 06 - 22, 2016	EUT Type: Portable Handset	Page 120 of 144	



Frequency [MHz]	Channel Bandwidth [MHz]	Mod.	Ant. Pol. [H/V]	Antenna Height [cm]	Turntable Azimuth [degree]	RB Size/Offset	Substitute Level [dBm]	Ant. Gain [dBi]	EIRP [dBm]	EIRP Limit [dBm]	Margin [dB]
1850.70	1.4	QPSK	H	116	0	1 / 3	15.67	9.35	25.02	33.01	-7.99
1882.50	1.4	QPSK	H	120	0	1 / 0	15.89	9.27	25.16	33.01	-7.85
1914.30	1.4	QPSK	H	113	0	1 / 3	15.94	9.26	25.20	33.01	-7.81
1850.70	1.4	16-QAM	H	116	0	1 / 3	14.51	9.35	23.86	33.01	-9.15
1882.50	1.4	16-QAM	H	120	0	1 / 0	15.35	9.27	24.62	33.01	-8.39
1914.30	1.4	16-QAM	H	113	0	1 / 3	15.15	9.26	24.41	33.01	-8.60
1851.50	3	QPSK	H	266	0	1 / 7	15.69	9.35	25.04	33.01	-7.97
1882.50	3	QPSK	H	260	0	1 / 0	16.00	9.27	25.27	33.01	-7.74
1913.50	3	QPSK	H	105	11	1 / 7	15.96	9.26	25.22	33.01	-7.79
1851.50	3	16-QAM	H	266	0	1 / 7	14.70	9.35	24.05	33.01	-8.96
1882.50	3	16-QAM	H	260	0	1 / 0	15.37	9.27	24.64	33.01	-8.37
1913.50	3	16-QAM	H	105	11	1 / 7	15.15	9.26	24.41	33.01	-8.60
1852.50	5	QPSK	H	107	6	1 / 12	15.86	9.34	25.20	33.01	-7.81
1882.50	5	QPSK	H	105	0	1 / 24	15.09	9.27	24.36	33.01	-8.65
1912.50	5	QPSK	H	110	0	1 / 0	15.13	9.26	24.39	33.01	-8.62
1852.50	5	16-QAM	H	107	6	1 / 12	15.02	9.34	24.36	33.01	-8.65
1882.50	5	16-QAM	H	105	0	1 / 24	14.46	9.27	23.73	33.01	-9.28
1912.50	5	16-QAM	H	110	0	1 / 0	14.50	9.26	23.76	33.01	-9.25
1855.00	10	QPSK	H	112	9	1 / 0	16.04	9.34	25.38	33.01	-7.63
1882.50	10	QPSK	H	107	8	1 / 49	15.19	9.27	24.46	33.01	-8.55
1910.00	10	QPSK	H	102	7	1 / 0	15.22	9.25	24.47	33.01	-8.54
1855.00	10	16-QAM	H	112	9	1 / 0	15.08	9.34	24.42	33.01	-8.59
1882.50	10	16-QAM	H	107	8	1 / 49	14.39	9.27	23.66	33.01	-9.35
1910.00	10	16-QAM	H	102	7	1 / 0	14.65	9.25	23.90	33.01	-9.11
1857.50	15	QPSK	H	108	0	1 / 0	14.88	9.33	24.21	33.01	-8.80
1882.50	15	QPSK	H	109	8	1 / 74	14.96	9.27	24.23	33.01	-8.78
1907.50	15	QPSK	H	111	13	1 / 0	14.57	9.24	23.81	33.01	-9.20
1857.50	15	16-QAM	H	108	0	1 / 0	13.91	9.33	23.24	33.01	-9.77
1882.50	15	16-QAM	H	109	8	1 / 74	14.17	9.27	23.44	33.01	-9.57
1907.50	15	16-QAM	H	111	13	1 / 74	13.42	9.24	22.66	33.01	-10.35
1860.00	20	QPSK	H	100	9	1 / 0	14.95	9.32	24.27	33.01	-8.74
1882.50	20	QPSK	H	109	8	1 / 99	14.89	9.27	24.16	33.01	-8.85
1905.00	20	QPSK	H	100	7	1 / 99	14.55	9.24	23.79	33.01	-9.22
1860.00	20	16-QAM	H	100	9	1 / 0	14.05	9.32	23.37	33.01	-9.64
1882.50	20	16-QAM	H	109	8	1 / 99	14.13	9.27	23.40	33.01	-9.61
1905.00	20	16-QAM	H	100	7	1 / 99	13.65	9.24	22.89	33.01	-10.12
1855.00	10	QPSK	V	136	247	1 / 0	15.48	9.34	24.82	33.01	-8.19

**Table 7-5. EIRP Data (Band 2/25)**

FCC ID: ZNFLS676		FCC Pt. 22, 24, & 27 LTE MEASUREMENT REPORT (CERTIFICATION)		Reviewed by: Quality Manager
Test Report S/N: 0Y1607051164.ZNF	Test Dates: July 06 - 22, 2016	EUT Type: Portable Handset	Page 121 of 144	

Frequency [MHz]	Channel Bandwidth [MHz]	Mod.	Ant. Pol. [H/V]	Antenna Height [cm]	Turntable Azimuth [degree]	RB Size/Offset	Substitute Level [dBm]	Ant. Gain [dBi]	EIRP [dBm]	EIRP Limit [dBm]	Margin [dB]
2498.50	5	QPSK	H	244	140	1 / 12	15.70	8.60	24.30	33.01	-8.71
2593.00	5	QPSK	H	237	13	1 / 12	15.78	8.53	24.31	33.01	-8.70
2687.50	5	QPSK	H	212	11	1 / 12	15.82	8.79	24.61	33.01	-8.40
2498.50	5	16-QAM	H	244	140	1 / 12	14.92	8.60	23.52	33.01	-9.49
2593.00	5	16-QAM	H	237	13	1 / 12	15.09	8.53	23.62	33.01	-9.39
2687.50	5	16-QAM	H	212	11	1 / 12	15.34	8.79	24.13	33.01	-8.88
2501.00	10	QPSK	H	235	134	1 / 25	15.59	8.60	24.19	33.01	-8.82
2593.00	10	QPSK	H	248	7	1 / 25	15.71	8.53	24.24	33.01	-8.77
2685.00	10	QPSK	H	208	14	1 / 25	15.66	8.78	24.44	33.01	-8.57
2501.00	10	16-QAM	H	235	134	1 / 25	14.99	8.60	23.59	33.01	-9.42
2593.00	10	16-QAM	H	248	7	1 / 25	14.93	8.53	23.46	33.01	-9.55
2685.00	10	16-QAM	H	208	14	1 / 25	15.04	8.78	23.82	33.01	-9.19
2503.50	15	QPSK	H	246	139	1 / 37	14.86	8.59	23.45	33.01	-9.56
2593.00	15	QPSK	H	284	8	1 / 37	14.94	8.53	23.47	33.01	-9.54
2682.50	15	QPSK	H	215	10	1 / 74	15.54	8.77	24.31	33.01	-8.70
2503.50	15	16-QAM	H	246	139	1 / 37	14.07	8.59	22.66	33.01	-10.35
2593.00	15	16-QAM	H	284	8	1 / 37	13.94	8.53	22.47	33.01	-10.54
2682.50	15	16-QAM	H	215	10	1 / 74	14.63	8.77	23.40	33.01	-9.61
2506.00	20	QPSK	H	265	121	1 / 50	14.77	8.59	23.36	33.01	-9.65
2593.00	20	QPSK	H	255	12	1 / 50	14.85	8.53	23.38	33.01	-9.63
2680.00	20	QPSK	H	203	7	1 / 99	15.40	8.77	24.17	33.01	-8.84
2506.00	20	16-QAM	H	265	121	1 / 50	14.14	8.59	22.73	33.01	-10.28
2593.00	20	16-QAM	H	255	12	1 / 50	14.07	8.53	22.60	33.01	-10.41
2680.00	20	16-QAM	H	203	7	1 / 99	14.73	8.77	23.50	33.01	-9.51
2687.50	5	QPSK	V	275	133	1 / 12	16.45	8.93	25.38	33.01	-7.63

Table 7-6. EIRP Data (Band 41)

FCC ID: ZNFLS676		FCC Pt. 22, 24, & 27 LTE MEASUREMENT REPORT (CERTIFICATION)		Reviewed by: Quality Manager
Test Report S/N: 0Y1607051164.ZNF	Test Dates: July 06 - 22, 2016	EUT Type: Portable Handset	Page 122 of 144	

## 7.7 Radiated Spurious Emissions Measurements

§2.1053 §22.917(a) §24.238(a) §27.53(g) §27.53(h) §27.53(m)

### Test Overview

Radiated spurious emissions measurements are performed using the substitution method described in ANSI/TIA-603-D-2010 with the EUT transmitting into an integral antenna. Measurements on signals operating below 1GHz are performed using vertically and horizontally polarized tuned dipole antennas. Measurements on signals operating above 1GHz are performed using vertically and horizontally polarized broadband horn antennas. All measurements are performed as peak measurements while the EUT is operating at its maximum duty cycle, at maximum power, and at the appropriate frequencies.



### Test Procedures Used

KDB 971168 D01 v02r02 – Section 5.8

ANSI/TIA-603-D-2010 – Section 2.2.12

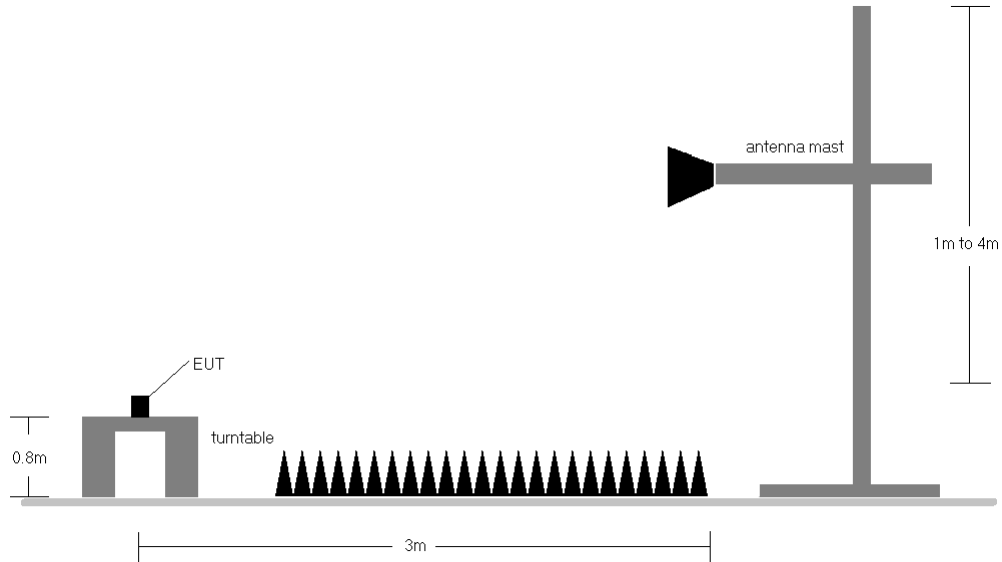
### Test Settings

1. RBW = 100kHz for emissions below 1GHz and 1MHz for emissions above 1GHz
2. VBW  $\geq$  3 x RBW
3. Span = 1.5 times the OBW
4. No. of sweep points  $\geq$  2 x span / RBW
5. Detector = Peak
6. Trace mode = max hold
7. The trace was allowed to stabilize

FCC ID: ZNFLS676	 <b>FCC Pt. 22, 24, &amp; 27 LTE MEASUREMENT REPORT (CERTIFICATION)</b>			<b>Reviewed by:</b> Quality Manager
<b>Test Report S/N:</b> 0Y1607051164.ZNF	<b>Test Dates:</b> July 06 - 22, 2016	<b>EUT Type:</b> Portable Handset		Page 123 of 144

## Test Setup



The EUT and measurement equipment were set up as shown in the diagram below.



**Figure 7-7. Test Instrument & Measurement Setup**

## Test Notes

- 1) The EUT was tested in three orthogonal planes and in all possible test configurations and positioning. The worst case emissions are reported with the EUT positioning, modulations, RB sizes and offsets, and channel bandwidth configurations shown in the tables below.
- 2) This unit was tested with its standard battery.
- 3) The spectrum is measured from 9kHz to the 10th harmonic of the fundamental frequency of the transmitter. The worst-case emissions are reported.
- 4) Emissions below 18GHz were measured at a 3 meter test distance while emissions above 18GHz were measured at a 1 meter test distance with the application of a distance correction factor.
- 5) The "-" shown in the following RSE tables are used to denote a noise floor measurement.

FCC ID: ZNFLS676		FCC Pt. 22, 24, & 27 LTE MEASUREMENT REPORT (CERTIFICATION)		Reviewed by: Quality Manager
Test Report S/N: 0Y1607051164.ZNF	Test Dates: July 06 - 22, 2016	EUT Type: Portable Handset		Page 124 of 144

OPERATING FREQUENCY: 701.50 MHz  
 CHANNEL: 23035  
 MEASURED OUTPUT POWER: 18.93 dBm = 0.078 W  
 MODULATION SIGNAL: QPSK  
 BANDWIDTH: 5.0 MHz  
 DISTANCE: 3 meters  
 LIMIT:  $43 + 10 \log_{10}(W) =$  31.93 dBc



Frequency [MHz]	Ant. Pol. [H/V]	Antenna Height [cm]	Turntable Azimuth [degree]	Level at Antenna Terminals [dBm]	Substitute Antenna Gain [dBd]	Spurious Emission Level [dBm]	[dBc]
1403.00	H	144	196	-55.76	2.39	-53.37	72.3
2104.50	H	176	5	-48.96	3.46	-45.50	64.4
2806.00	H	138	209	-54.84	4.76	-50.08	69.0
3507.50	H	177	191	-53.04	6.22	-46.82	65.7
4209.00	H	-	-	-54.50	7.23	-47.26	66.2

Table 7-7. Radiated Spurious Data (Band 12 – Low Channel)

OPERATING FREQUENCY: 707.50 MHz  
 CHANNEL: 23095  
 MEASURED OUTPUT POWER: 19.28 dBm = 0.085 W  
 MODULATION SIGNAL: QPSK  
 BANDWIDTH: 5.0 MHz  
 DISTANCE: 3 meters  
 LIMIT:  $43 + 10 \log_{10}(W) =$  32.28 dBc

Frequency [MHz]	Ant. Pol. [H/V]	Antenna Height [cm]	Turntable Azimuth [degree]	Level at Antenna Terminals [dBm]	Substitute Antenna Gain [dBd]	Spurious Emission Level [dBm]	[dBc]
1415.00	H	144	196	-55.24	2.54	-52.69	72.0
2122.50	H	176	5	-47.52	3.42	-44.10	63.4
2830.00	H	138	209	-54.94	4.85	-50.09	69.4
3537.50	H	177	191	-52.21	6.26	-45.95	65.2
4245.00	H	-	-	-54.56	7.30	-47.26	66.5

Table 7-8. Radiated Spurious Data (Band 12 – Mid Channel)

FCC ID: ZNFLS676		FCC Pt. 22, 24, & 27 LTE MEASUREMENT REPORT (CERTIFICATION)		Reviewed by: Quality Manager
Test Report S/N: 0Y1607051164.ZNF	Test Dates: July 06 - 22, 2016	EUT Type: Portable Handset		Page 125 of 144

OPERATING FREQUENCY: 713.50 MHz  
 CHANNEL: 23155  
 MEASURED OUTPUT POWER: 19.45 dBm = 0.088 W  
 MODULATION SIGNAL: QPSK  
 BANDWIDTH: 5.0 MHz  
 DISTANCE: 3 meters  
 LIMIT:  $43 + 10 \log_{10}(W) =$  32.45 dBc



Frequency [MHz]	Ant. Pol. [H/V]	Antenna Height [cm]	Turntable Azimuth [degree]	Level at Antenna Terminals [dBm]	Substitute Antenna Gain [dBd]	Spurious Emission Level [dBm]	[dBc]
1427.00	H	139	202	-55.54	2.70	-52.85	72.3
2140.50	H	181	0	-47.49	3.38	-44.11	63.6
2854.00	H	144	199	-54.86	4.95	-49.92	69.4
3567.50	H	170	206	-51.77	6.31	-45.46	64.9
4281.00	H	-	-	-54.28	7.36	-46.92	66.4

**Table 7-9. Radiated Spurious Data (Band 12 – High Channel)**

OPERATING FREQUENCY: 826.50 MHz  
 CHANNEL: 26815  
 MEASURED OUTPUT POWER: 18.85 dBm = 0.077 W  
 MODULATION SIGNAL: QPSK  
 BANDWIDTH: 5.0 MHz  
 DISTANCE: 3 meters  
 LIMIT:  $43 + 10 \log_{10}(W) =$  31.85 dBc

Frequency [MHz]	Ant. Pol. [H/V]	Antenna Height [cm]	Turntable Azimuth [degree]	Level at Antenna Terminals [dBm]	Substitute Antenna Gain [dBi]	Spurious Emission Level [dBm]	[dBc]
1653.00	H	240	199	-53.86	3.62	-50.24	69.1
2479.50	H	195	214	-36.48	3.56	-32.92	51.8
3306.00	H	-	-	-57.43	5.83	-51.60	70.5

**Table 7-10. Radiated Spurious Data (Band 5/26 – Low Channel)**

FCC ID: ZNFLS676		FCC Pt. 22, 24, & 27 LTE MEASUREMENT REPORT (CERTIFICATION)		Reviewed by: Quality Manager
Test Report S/N: 0Y1607051164.ZNF	Test Dates: July 06 - 22, 2016	EUT Type: Portable Handset	Page 126 of 144	

OPERATING FREQUENCY: 836.50 MHz  
 CHANNEL: 26915  
 MEASURED OUTPUT POWER: 18.60 dBm = 0.072 W  
 MODULATION SIGNAL: QPSK  
 BANDWIDTH: 5.0 MHz  
 DISTANCE: 3 meters  
 LIMIT:  $43 + 10 \log_{10}(W) =$  31.60 dBc



Frequency [MHz]	Ant. Pol. [H/V]	Antenna Height [cm]	Turntable Azimuth [degree]	Level at Antenna Terminals [dBm]	Substitute Antenna Gain [dBd]	Spurious Emission Level [dBm]	[dBc]
1673.00	H	262	190	-53.62	3.52	-50.10	68.7
2509.50	H	181	222	-35.12	3.59	-31.53	50.1
3346.00	H	-	-	-58.01	5.87	-52.14	70.7

**Table 7-11. Radiated Spurious Data (Band 5/26 – Mid Channel)**

OPERATING FREQUENCY: 846.50 MHz  
 CHANNEL: 27015  
 MEASURED OUTPUT POWER: 19.59 dBm = 0.091 W  
 MODULATION SIGNAL: QPSK  
 BANDWIDTH: 5.0 MHz  
 DISTANCE: 3 meters  
 LIMIT:  $43 + 10 \log_{10}(W) =$  32.59 dBc

Frequency [MHz]	Ant. Pol. [H/V]	Antenna Height [cm]	Turntable Azimuth [degree]	Level at Antenna Terminals [dBm]	Substitute Antenna Gain [dBd]	Spurious Emission Level [dBm]	[dBc]
1693.00	H	243	184	-51.90	3.42	-48.48	68.1
2539.50	H	196	237	-35.44	3.72	-31.72	51.3
3386.00	H	-	-	-57.93	5.91	-52.01	71.6

**Table 7-12. Radiated Spurious Data (Band 5/26 – High Channel)**

FCC ID: ZNFLS676		FCC Pt. 22, 24, & 27 LTE MEASUREMENT REPORT (CERTIFICATION)		Reviewed by: Quality Manager
Test Report S/N: 0Y1607051164.ZNF	Test Dates: July 06 - 22, 2016	EUT Type: Portable Handset		Page 127 of 144



OPERATING FREQUENCY: 1712.50 MHz  
 CHANNEL: 19975  
 MEASURED OUTPUT POWER: 24.31 dBm = 0.270 W  
 MODULATION SIGNAL: QPSK  
 BANDWIDTH: 5.0 MHz  
 DISTANCE: 3 meters  
 LIMIT:  $43 + 10 \log_{10}(W) =$  37.31 dBc



Frequency [MHz]	Ant. Pol. [H/V]	Antenna Height [cm]	Turntable Azimuth [degree]	Level at Antenna Terminals [dBm]	Substitute Antenna Gain [dBi]	Spurious Emission Level [dBm]	[dBc]
3425.00	H	155	109	-51.82	8.15	-43.68	68.0
5137.50	H	144	231	-46.19	10.37	-35.82	60.1
6850.00	H	120	156	-52.36	11.48	-40.88	65.2
8562.50	H	-	-	-51.89	13.04	-38.84	63.2

Table 7-13. Radiated Spurious Data (Band 4 – Low Channel)

OPERATING FREQUENCY: 1732.50 MHz  
 CHANNEL: 20175  
 MEASURED OUTPUT POWER: 24.31 dBm = 0.270 W  
 MODULATION SIGNAL: QPSK  
 BANDWIDTH: 5.0 MHz  
 DISTANCE: 3 meters  
 LIMIT:  $43 + 10 \log_{10}(W) =$  37.31 dBc

Frequency [MHz]	Ant. Pol. [H/V]	Antenna Height [cm]	Turntable Azimuth [degree]	Level at Antenna Terminals [dBm]	Substitute Antenna Gain [dBi]	Spurious Emission Level [dBm]	[dBc]
3465.00	H	142	98	-51.80	8.26	-43.54	67.9
5197.50	H	154	241	-44.89	10.41	-34.47	58.8
6930.00	H	118	168	-50.89	11.53	-39.37	63.7
8662.50	H	-	-	-53.26	13.07	-40.19	64.5

Table 7-14. Radiated Spurious Data (Band 4 – Mid Channel)

FCC ID: ZNFLS676		FCC Pt. 22, 24, & 27 LTE MEASUREMENT REPORT (CERTIFICATION)		Reviewed by: Quality Manager
Test Report S/N: 0Y1607051164.ZNF	Test Dates: July 06 - 22, 2016	EUT Type: Portable Handset		Page 128 of 144

OPERATING FREQUENCY: 1752.50 MHz  
 CHANNEL: 20375  
 MEASURED OUTPUT POWER: 24.84 dBm = 0.305 W  
 MODULATION SIGNAL: QPSK  
 BANDWIDTH: 5.0 MHz  
 DISTANCE: 3 meters  
 LIMIT:  $43 + 10 \log_{10}(W) =$  37.84 dBc



Frequency [MHz]	Ant. Pol. [H/V]	Antenna Height [cm]	Turntable Azimuth [degree]	Level at Antenna Terminals [dBm]	Substitute Antenna Gain [dBi]	Spurious Emission Level [dBm]	[dBc]
3505.00	H	152	114	-51.38	8.36	-43.02	67.9
5257.50	H	142	250	-44.10	10.35	-33.74	58.6
7010.00	H	122	158	-52.99	11.58	-41.41	66.3
8762.50	H	-	-	-52.99	13.08	-39.91	64.8

**Table 7-15. Radiated Spurious Data (Band 4 – High Channel)**

OPERATING FREQUENCY: 1855.00 MHz  
 CHANNEL: 26090  
 MEASURED OUTPUT POWER: 25.38 dBm = 0.345 W  
 MODULATION SIGNAL: QPSK  
 BANDWIDTH: 10.0 MHz  
 DISTANCE: 3 meters  
 LIMIT:  $43 + 10 \log_{10}(W) =$  38.38 dBc

Frequency [MHz]	Ant. Pol. [H/V]	Antenna Height [cm]	Turntable Azimuth [degree]	Level at Antenna Terminals [dBm]	Substitute Antenna Gain [dBi]	Spurious Emission Level [dBm]	[dBc]
3710.00	H	100	15	-51.70	8.44	-43.26	68.6
5565.00	H	138	8	-46.28	10.53	-35.75	61.1
7420.00	H	-	-	-52.30	12.01	-40.29	65.7

**Table 7-16. Radiated Spurious Data (Band 2/25 – Low Channel)**

FCC ID: ZNFLS676		FCC Pt. 22, 24, & 27 LTE MEASUREMENT REPORT (CERTIFICATION)		Reviewed by: Quality Manager
Test Report S/N: 0Y1607051164.ZNF	Test Dates: July 06 - 22, 2016	EUT Type: Portable Handset		Page 129 of 144

OPERATING FREQUENCY: 1882.50 MHz  
 CHANNEL: 26365  
 MEASURED OUTPUT POWER: 24.46 dBm = 0.279 W  
 MODULATION SIGNAL: QPSK  
 BANDWIDTH: 10.0 MHz  
 DISTANCE: 3 meters  
 LIMIT:  $43 + 10 \log_{10}(W) =$  37.46 dBc



Frequency [MHz]	Ant. Pol. [H/V]	Antenna Height [cm]	Turntable Azimuth [degree]	Level at Antenna Terminals [dBm]	Substitute Antenna Gain [dBi]	Spurious Emission Level [dBm]	[dBc]
3765.00	H	100	8	-51.66	8.66	-43.00	67.5
5647.50	H	145	331	-44.72	10.62	-34.10	58.6
7530.00	H	-	-	-52.73	12.06	-40.67	65.1

**Table 7-17. Radiated Spurious Data (Band 2/25 – Mid Channel)**

OPERATING FREQUENCY: 1910.00 MHz  
 CHANNEL: 26640  
 MEASURED OUTPUT POWER: 24.47 dBm = 0.280 W  
 MODULATION SIGNAL: QPSK  
 BANDWIDTH: 10.0 MHz  
 DISTANCE: 3 meters  
 LIMIT:  $43 + 10 \log_{10}(W) =$  37.47 dBc

Frequency [MHz]	Ant. Pol. [H/V]	Antenna Height [cm]	Turntable Azimuth [degree]	Level at Antenna Terminals [dBm]	Substitute Antenna Gain [dBi]	Spurious Emission Level [dBm]	[dBc]
3820.00	H	100	17	-53.16	8.77	-44.40	68.9
5730.00	H	133	12	-47.37	10.71	-36.65	61.1
7640.00	H	-	-	-52.57	12.17	-40.40	64.9

**Table 7-18. Radiated Spurious Data (Band 2/25 – High Channel)**

FCC ID: ZNFLS676		FCC Pt. 22, 24, & 27 LTE MEASUREMENT REPORT (CERTIFICATION)		Reviewed by: Quality Manager
Test Report S/N: 0Y1607051164.ZNF	Test Dates: July 06 - 22, 2016	EUT Type: Portable Handset		Page 130 of 144

OPERATING FREQUENCY: 2498.50 MHz  
 CHANNEL: 39675  
 MEASURED OUTPUT POWER: 24.30 dBm = 0.269 W  
 MODULATION SIGNAL: QPSK  
 BANDWIDTH: 5.0 MHz  
 DISTANCE: 3 meters  
 LIMIT:  $55 + 10 \log_{10}(W)$  49.30 dBc



Frequency [MHz]	Ant. Pol. [H/V]	Antenna Height [cm]	Turntable Azimuth [degree]	Level at Antenna Terminals [dBm]	Substitute Antenna Gain [dBi]	Spurious Emission Level [dBm]	[dBc]
4997.00	H	100	22	-54.39	10.14	-44.25	68.5
7495.50	H	147	100	-44.92	12.02	-32.90	57.2
9994.00	H	-	-	-49.63	13.01	-36.62	60.9

**Table 7-19. Radiated Spurious Data (Band 41 – Low Channel)**

OPERATING FREQUENCY: 2593.00 MHz  
 CHANNEL: 40620  
 MEASURED OUTPUT POWER: 24.31 dBm = 0.270 W  
 MODULATION SIGNAL: QPSK  
 BANDWIDTH: 5.0 MHz  
 DISTANCE: 3 meters  
 LIMIT:  $55 + 10 \log_{10}(W)$  49.31 dBc

Frequency [MHz]	Ant. Pol. [H/V]	Antenna Height [cm]	Turntable Azimuth [degree]	Level at Antenna Terminals [dBm]	Substitute Antenna Gain [dBi]	Spurious Emission Level [dBm]	[dBc]
5186.00	H	235	9	-42.14	10.40	-31.73	56.0
7779.00	H	200	112	-44.79	12.24	-32.55	56.9
10372.00	H	-	-	-50.36	13.13	-37.23	61.5



**Table 7-20. Radiated Spurious Data (Band 41 – Mid Channel)**

FCC ID: ZNFLS676		FCC Pt. 22, 24, & 27 LTE MEASUREMENT REPORT (CERTIFICATION)		Reviewed by: Quality Manager
Test Report S/N: 0Y1607051164.ZNF	Test Dates: July 06 - 22, 2016	EUT Type: Portable Handset		Page 131 of 144

OPERATING FREQUENCY: 2687.50 MHz  
 CHANNEL: 41565  
 MEASURED OUTPUT POWER: 24.61 dBm = 0.289 W  
 MODULATION SIGNAL: QPSK  
 BANDWIDTH: 5.0 MHz  
 DISTANCE: 3 meters  
 LIMIT:  $55 + 10 \log_{10}(W)$  49.61 dBc

Frequency [MHz]	Ant. Pol. [H/V]	Antenna Height [cm]	Turntable Azimuth [degree]	Level at Antenna Terminals [dBm]	Substitute Antenna Gain [dBi]	Spurious Emission Level [dBm]	[dBc]
5375.00	H	211	8	-53.91	10.38	-43.53	68.1
8062.50	H	141	121	-45.20	12.56	-32.64	57.2
10750.00	H	-	-	-48.02	13.00	-35.02	59.6

**Table 7-21. Radiated Spurious Data (Band 41 – High Channel)**

FCC ID: ZNFLS676		FCC Pt. 22, 24, & 27 LTE MEASUREMENT REPORT (CERTIFICATION)		Reviewed by: Quality Manager
Test Report S/N: 0Y1607051164.ZNF	Test Dates: July 06 - 22, 2016	EUT Type: Portable Handset	Page 132 of 144	

## 7.8 Frequency Stability / Temperature Variation

§2.1055 §22.355 §24.235 §27.54

### Test Overview and Limit

Frequency stability testing is performed in accordance with the guidelines of ANSI/TIA-603-D-2010. The frequency stability of the transmitter is measured by:

- a.) **Temperature:** The temperature is varied from -30°C to +50°C in 10°C increments using an environmental chamber.
- b.) **Primary Supply Voltage:** The primary supply voltage is varied from 85% to 115% of the nominal value for non hand-carried battery and AC powered equipment. For hand-carried, battery-powered equipment, primary supply voltage is reduced to the battery operating end point which shall be specified by the manufacturer.

***For Part 22, the frequency stability of the transmitter shall be maintained within  $\pm 0.00025\%$  ( $\pm 2.5$  ppm) of the center frequency. For Part 24 and Part 27, the frequency stability shall be sufficient to ensure that the fundamental emission stays within the authorized frequency block.***

### Test Procedure Used

ANSI/TIA-603-D-2010

### Test Settings



1. The carrier frequency of the transmitter is measured at room temperature (20°C to provide a reference).
2. The equipment is turned on in a “standby” condition for fifteen minutes before applying power to the transmitter. Measurement of the carrier frequency of the transmitter is made within one minute after applying power to the transmitter.
3. Frequency measurements are made at 10°C intervals ranging from -30°C to +50°C. A period of at least one half-hour is provided to allow stabilization of the equipment at each temperature level.

### Test Setup

The EUT was connected via an RF cable to a spectrum analyzer with the EUT placed inside an environmental chamber.

### Test Notes

None

FCC ID: ZNFLS676		FCC Pt. 22, 24, & 27 LTE MEASUREMENT REPORT (CERTIFICATION)		Reviewed by: Quality Manager
Test Report S/N: 0Y1607051164.ZNF	Test Dates: July 06 - 22, 2016	EUT Type: Portable Handset	Page 133 of 144	



## Band 12 Frequency Stability Measurements

§2.1055 §27.54

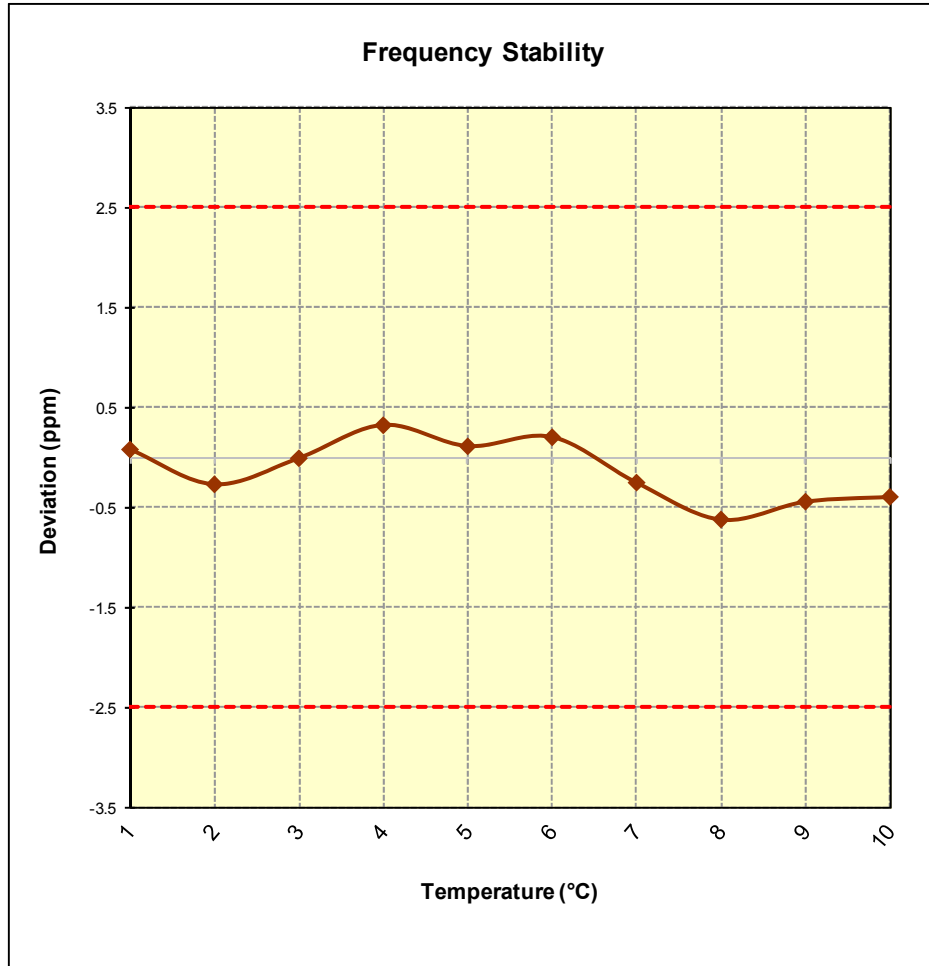
OPERATING FREQUENCY: 707,500,000 Hz  
 CHANNEL: 23790  
 REFERENCE VOLTAGE: 3.80 VDC

VOLTAGE (%)	POWER (VDC)	TEMP (°C)	FREQUENCY (Hz)	Freq. Dev. (Hz)	Deviation (%)
100 %	3.80	+ 20 (Ref)	707,500,054	54	0.0000076
100 %		- 30	707,499,808	-192	-0.0000271
100 %		- 20	707,499,992	-8	-0.0000011
100 %		- 10	707,500,226	226	0.0000319
100 %		0	707,500,077	77	0.0000109
100 %		+ 10	707,500,141	141	0.0000199
100 %		+ 20	707,499,820	-180	-0.0000254
100 %		+ 30	707,499,559	-441	-0.0000623
100 %		+ 40	707,499,685	-315	-0.0000445
100 %		+ 50	707,499,719	-281	-0.0000397
BATT. ENDPOINT	3.40	+ 20	707,500,155	155	0.0000219



**Table 7-22. Frequency Stability Data (Band 12)**

FCC ID: ZNFLS676		FCC Pt. 22, 24, & 27 LTE MEASUREMENT REPORT (CERTIFICATION)		Reviewed by: Quality Manager
Test Report S/N: 0Y1607051164.ZNF	Test Dates: July 06 - 22, 2016	EUT Type: Portable Handset	Page 134 of 144	

**Band 12 Frequency Stability Measurements**  
**§2.1055 §27.54**



**Figure 7-8. Frequency Stability Graph (Band 12)**

FCC ID: ZNFLS676		FCC Pt. 22, 24, & 27 LTE MEASUREMENT REPORT (CERTIFICATION)		Reviewed by: Quality Manager
Test Report S/N: 0Y1607051164.ZNF	Test Dates: July 06 - 22, 2016	EUT Type: Portable Handset	Page 135 of 144	





## Band 5/26 Frequency Stability Measurements

§2.1055 §22.355

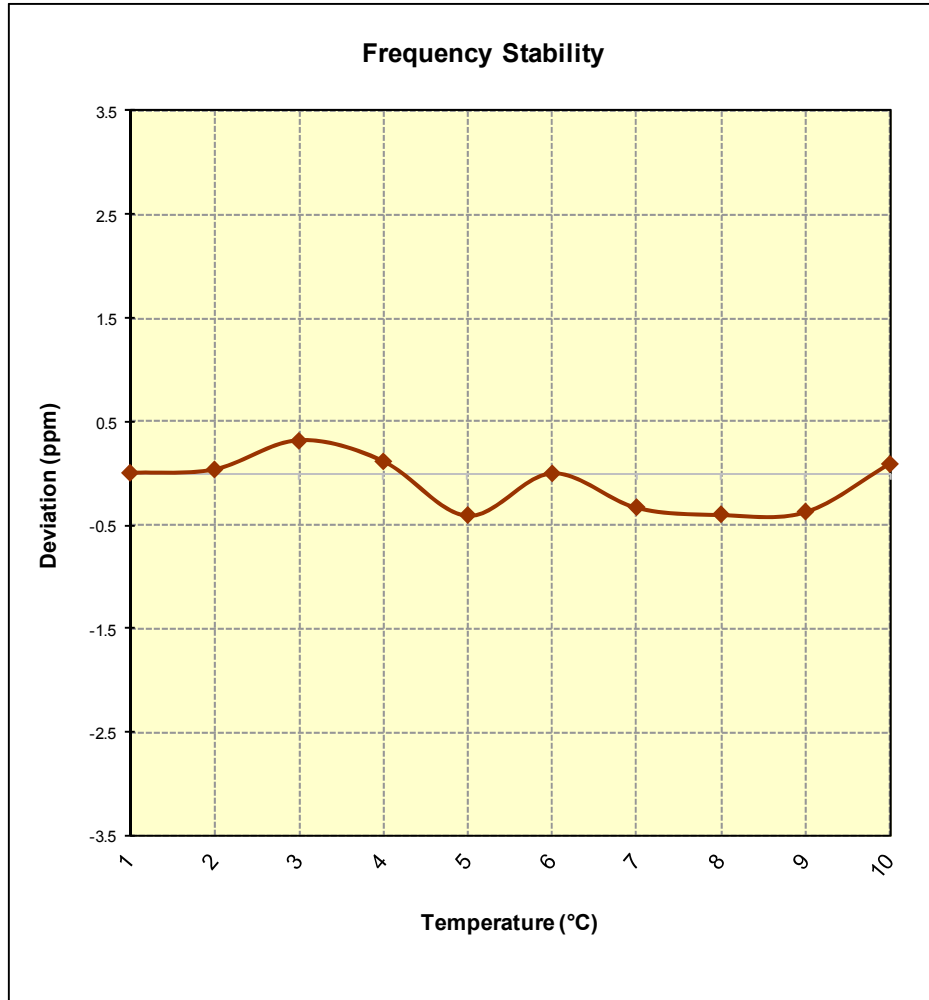
OPERATING FREQUENCY: 831,500,000 Hz  
 CHANNEL: 26865  
 REFERENCE VOLTAGE: 3.80 VDC  
 DEVIATION LIMIT: ± 0.00025 % or 2.5 ppm

VOLTAGE (%)	POWER (VDC)	TEMP (°C)	FREQUENCY (Hz)	Freq. Dev. (Hz)	Deviation (%)
100 %	3.80	+ 20 (Ref)	831,500,002	2	0.0000002
100 %		- 30	831,500,029	29	0.0000035
100 %		- 20	831,500,259	259	0.0000311
100 %		- 10	831,500,094	94	0.0000113
100 %		0	831,499,663	-337	-0.0000405
100 %		+ 10	831,499,998	-2	-0.0000002
100 %		+ 20	831,499,726	-274	-0.0000330
100 %		+ 30	831,499,669	-331	-0.0000398
100 %		+ 40	831,499,691	-309	-0.0000372
100 %		+ 50	831,500,073	73	0.0000088
BATT. ENDPOINT	3.40	+ 20	831,500,163	163	0.0000196

**Table 7-23. Frequency Stability Data (Band 5/26)**

FCC ID: ZNFLS676		FCC Pt. 22, 24, & 27 LTE MEASUREMENT REPORT (CERTIFICATION)		Reviewed by: Quality Manager
Test Report S/N: 0Y1607051164.ZNF	Test Dates: July 06 - 22, 2016	EUT Type: Portable Handset	Page 136 of 144	

**Band 5/26 Frequency Stability Measurements**  
**§2.1055 §22.355**



**Figure 7-9. Frequency Stability Graph (Band 5/26)**

FCC ID: ZNFLS676		FCC Pt. 22, 24, & 27 LTE MEASUREMENT REPORT (CERTIFICATION)		Reviewed by: Quality Manager
Test Report S/N: 0Y1607051164.ZNF	Test Dates: July 06 - 22, 2016	EUT Type: Portable Handset	Page 137 of 144	

## Band 4 Frequency Stability Measurements

§2.1055 §§27.54



OPERATING FREQUENCY: 1,732,500,000 Hz  
 CHANNEL: 20175  
 REFERENCE VOLTAGE: 3.80 VDC

VOLTAGE (%)	POWER (VDC)	TEMP (°C)	FREQUENCY (Hz)	Freq. Dev. (Hz)	Deviation (%)
100 %	3.80	+ 20 (Ref)	1,732,499,983	-17	-0.0000010
100 %		- 30	1,732,500,113	113	0.0000065
100 %		- 20	1,732,500,079	79	0.0000046
100 %		- 10	1,732,499,748	-252	-0.0000145
100 %		0	1,732,499,763	-237	-0.0000137
100 %		+ 10	1,732,500,310	310	0.0000179
100 %		+ 20	1,732,499,804	-196	-0.0000113
100 %		+ 30	1,732,500,036	36	0.0000021
100 %		+ 40	1,732,499,854	-146	-0.0000084
100 %		+ 50	1,732,499,951	-49	-0.0000028
BATT. ENDPOINT	3.40	+ 20	1,732,499,842	-158	-0.0000091

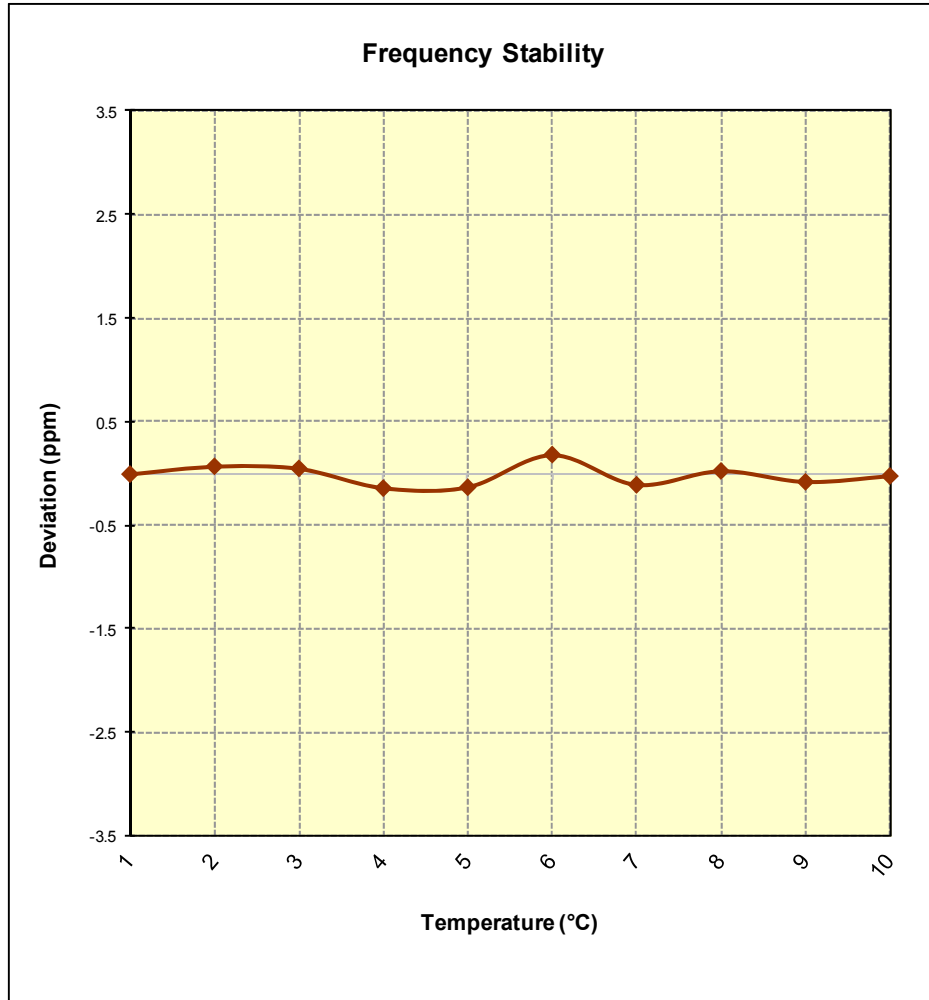
Table 7-24. Frequency Stability Data (Band 4)

**Note:**

Based on the results of the frequency stability test at the center channel the frequency deviation results measured are very small. As such it is determined that the channels at the band edge would remain in-band when the maximum measured frequency deviation noted during the frequency stability tests is applied. Therefore the device is determined to remain operating in band over the temperature and voltage range as tested.

FCC ID: ZNFLS676	 <b>FCC Pt. 22, 24, &amp; 27 LTE MEASUREMENT REPORT (CERTIFICATION)</b>			Reviewed by: Quality Manager
Test Report S/N: 0Y1607051164.ZNF	Test Dates: July 06 - 22, 2016	EUT Type: Portable Handset	Page 138 of 144	

**Band 4 Frequency Stability Measurements**  
**§2.1055 §§27.54**



**Figure 7-10. Frequency Stability Graph (Band 4)**

FCC ID: ZNFLS676		FCC Pt. 22, 24, & 27 LTE MEASUREMENT REPORT (CERTIFICATION)		Reviewed by: Quality Manager
Test Report S/N: 0Y1607051164.ZNF	Test Dates: July 06 - 22, 2016	EUT Type: Portable Handset	Page 139 of 144	

## Band 2/25 Frequency Stability Measurements

§2.1055 §24.235



OPERATING FREQUENCY: 1,882,500,000 Hz  
 CHANNEL: 26365  
 REFERENCE VOLTAGE: 3.80 VDC

VOLTAGE (%)	POWER (VDC)	TEMP (°C)	FREQUENCY (Hz)	Freq. Dev. (Hz)	Deviation (%)
100 %	3.80	+ 20 (Ref)	1,882,500,007	7	0.0000004
100 %		- 30	1,882,500,076	76	0.0000040
100 %		- 20	1,882,500,204	204	0.0000108
100 %		- 10	1,882,499,862	-138	-0.0000073
100 %		0	1,882,499,984	-16	-0.0000008
100 %		+ 10	1,882,500,121	121	0.0000064
100 %		+ 20	1,882,499,918	-82	-0.0000044
100 %		+ 30	1,882,500,100	100	0.0000053
100 %		+ 40	1,882,500,114	114	0.0000061
100 %		+ 50	1,882,500,151	151	0.0000080
BATT. ENDPOINT	3.40	+ 20	1,882,499,796	-204	-0.0000108

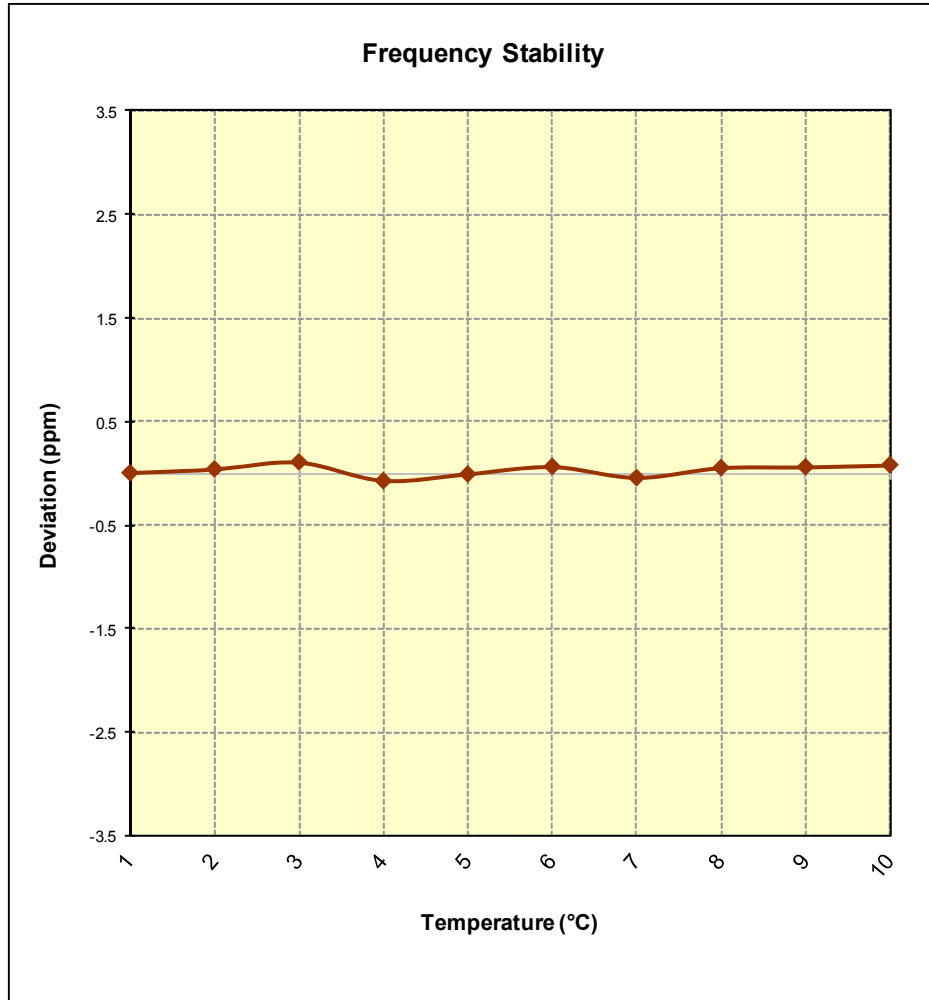
**Table 7-25. Frequency Stability Data (Band 2/25)**

**Note:**

Based on the results of the frequency stability test at the center channel the frequency deviation results measured are very small. As such it is determined that the channels at the band edge would remain in-band when the maximum measured frequency deviation noted during the frequency stability tests is applied. Therefore the device is determined to remain operating in band over the temperature and voltage range as tested.

FCC ID: ZNFLS676	 <b>FCC Pt. 22, 24, &amp; 27 LTE MEASUREMENT REPORT (CERTIFICATION)</b>			<b>Reviewed by:</b> Quality Manager
<b>Test Report S/N:</b> 0Y1607051164.ZNF	<b>Test Dates:</b> July 06 - 22, 2016	<b>EUT Type:</b> Portable Handset	Page 140 of 144	

**Band 2/25 Frequency Stability Measurements**  
**§2.1055 §24.235**



**Figure 7-11. Frequency Stability Graph (Band 2/25)**

FCC ID: ZNFLS676		FCC Pt. 22, 24, & 27 LTE MEASUREMENT REPORT (CERTIFICATION)		Reviewed by: Quality Manager
Test Report S/N: 0Y1607051164.ZNF	Test Dates: July 06 - 22, 2016	EUT Type: Portable Handset	Page 141 of 144	

## Band 41 Frequency Stability Measurements

§2.1055 §27.54



OPERATING FREQUENCY: 2,593,000,000 Hz  
 CHANNEL: 40620  
 REFERENCE VOLTAGE: 3.80 VDC

VOLTAGE (%)	POWER (VDC)	TEMP (°C)	FREQUENCY (Hz)	Freq. Dev. (Hz)	Deviation (%)
100 %	3.80	+ 20 (Ref)	2,592,999,556	-444	-0.0000171
100 %		- 30	2,592,999,958	-42	-0.0000016
100 %		- 20	2,592,999,803	-197	-0.0000076
100 %		- 10	2,593,000,171	171	0.0000066
100 %		0	2,593,000,120	120	0.0000046
100 %		+ 10	2,593,000,157	157	0.0000061
100 %		+ 20	2,593,000,072	72	0.0000028
100 %		+ 30	2,593,000,240	240	0.0000093
100 %		+ 40	2,592,999,958	-42	-0.0000016
100 %		+ 50	2,593,000,491	491	0.0000189
BATT. ENDPOINT	3.40	+ 20	2,592,999,956	-44	-0.0000017

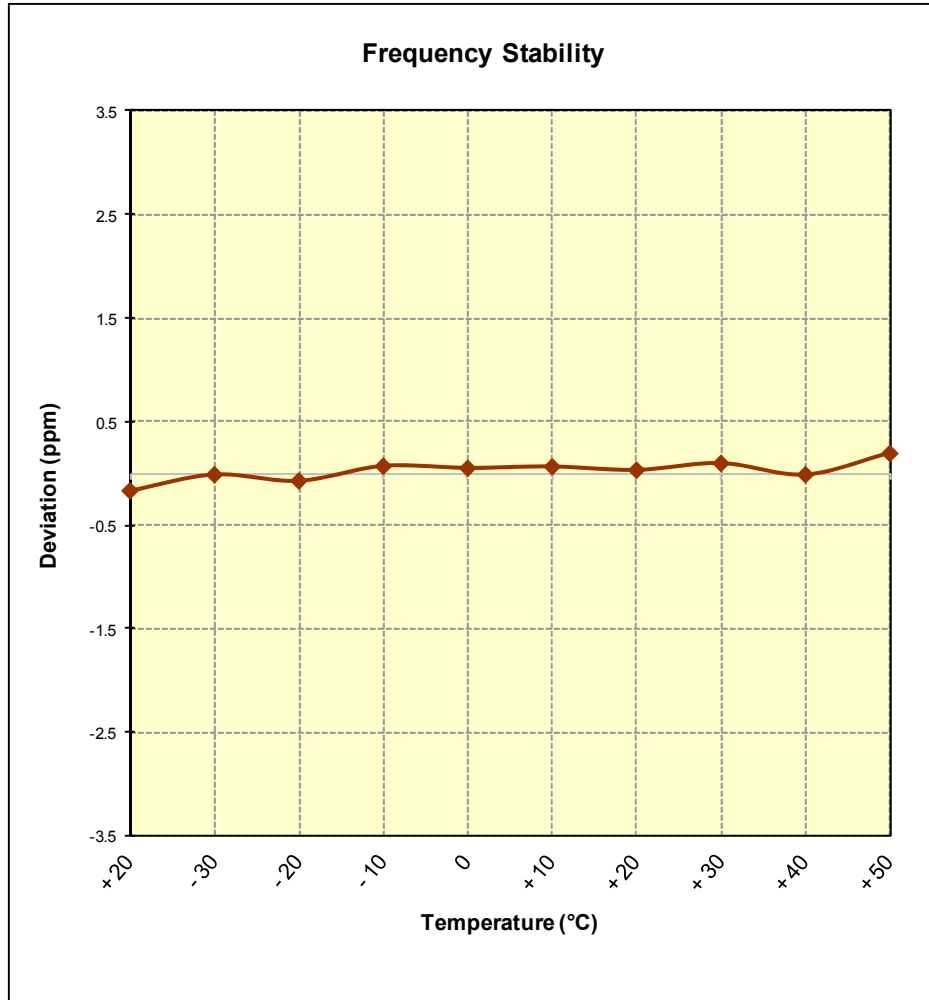
**Table 7-26. Frequency Stability Data (Band 41)**

**Note:**

Based on the results of the frequency stability test at the center channel the frequency deviation results measured are very small. As such it is determined that the channels at the band edge would remain in-band when the maximum measured frequency deviation noted during the frequency stability tests is applied. Therefore the device is determined to remain operating in band over the temperature and voltage range as tested.

FCC ID: ZNFLS676		FCC Pt. 22, 24, & 27 LTE MEASUREMENT REPORT (CERTIFICATION)		Reviewed by: Quality Manager
Test Report S/N: 0Y1607051164.ZNF	Test Dates: July 06 - 22, 2016	EUT Type: Portable Handset	Page 142 of 144	

**Band 41 Frequency Stability Measurements**  
**§2.1055 §27.54**





**Figure 7-12. Frequency Stability Graph (Band 41)**

FCC ID: ZNFLS676		FCC Pt. 22, 24, & 27 LTE MEASUREMENT REPORT (CERTIFICATION)		Reviewed by: Quality Manager
Test Report S/N: 0Y1607051164.ZNF	Test Dates: July 06 - 22, 2016	EUT Type: Portable Handset	Page 143 of 144	



## 8.0 CONCLUSION

The data collected relate only to the item(s) tested and show that the **LG Portable Handset FCC ID: ZNFLS676** complies with all the requirements of Parts 22, 24, & 27 of the FCC rules for LTE operation only.

FCC ID: ZNFLS676		FCC Pt. 22, 24, & 27 LTE MEASUREMENT REPORT (CERTIFICATION)		Reviewed by: Quality Manager
Test Report S/N: 0Y1607051164.ZNF	Test Dates: July 06 - 22, 2016	EUT Type: Portable Handset	Page 144 of 144	