

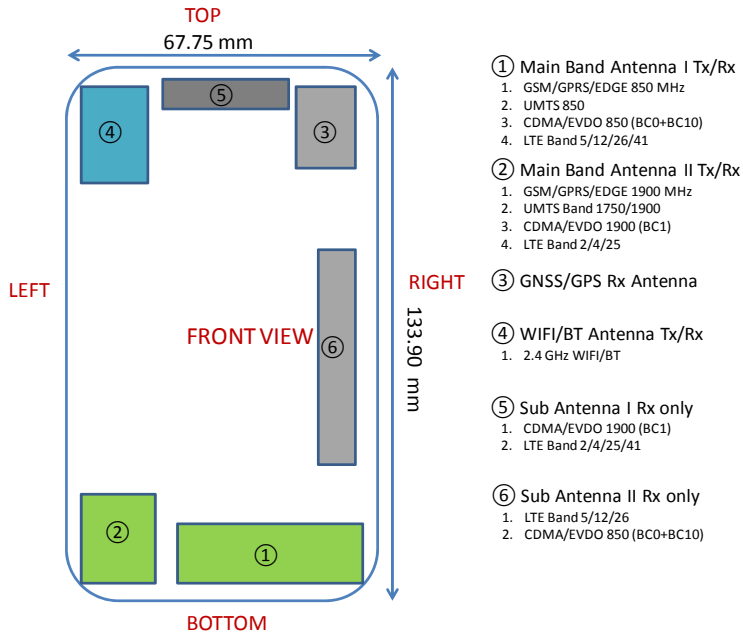


# APPENDIX F: DUT ANTENNA DIAGRAM & SAR TEST SETUP PHOTOGRAPHS

<b>FCC ID</b> ZNFLS450	 <b>PCTEST</b> ENGINEERING LABORATORY, INC.	<b>SAR EVALUATION REPORT</b>	 <b>LG</b>	<b>Reviewed by:</b> Quality Manager
<b>Test Dates:</b> 04/05/16 - 04/11/16	<b>DUT Type:</b> Portable Handset			APPENDIX F: Page 1 of 7



Note: Exact antenna dimensions and separation distances are shown in the Technical Descriptions in the FCC Filing.

**Figure F-1  
DUT Antenna Locations**



**SAR Test Setup Photo 1 – Right Cheek**



FCC ID ZNFLS450	PCTEST ENGINEERING LABORATORY, INC.	SAR EVALUATION REPORT	LG	Reviewed by: Quality Manager
Test Dates: 04/05/16 - 04/11/16	DUT Type: Portable Handset			APPENDIX F: Page 2 of 7



**SAR Test Setup Photo 2 – Right Tilt**




**SAR Test Setup Photo 3 – Left Cheek**



<b>FCC ID</b> ZNFLS450		<b>SAR EVALUATION REPORT</b>		<b>Reviewed by:</b> Quality Manager
<b>Test Dates:</b> 04/05/16 - 04/11/16	<b>DUT Type:</b> Portable Handset	<b>APPENDIX F:</b> Page 3 of 7		




**SAR Test Setup Photo 4 – Left Tilt**



**SAR Test Setup Photo 5 – Back at 1.0 cm**



<b>FCC ID</b> ZNFLS450		<b>SAR EVALUATION REPORT</b>		<b>Reviewed by:</b> Quality Manager
<b>Test Dates:</b> 04/05/16 - 04/11/16	<b>DUT Type:</b> Portable Handset	<b>APPENDIX F:</b> Page 4 of 7		



**SAR Test Setup Photo 6 – Front at 1.0 cm**




**SAR Test Setup Photo 7: top at 1.0 cm**



<b>FCC ID</b> ZNFLS450		<b>SAR EVALUATION REPORT</b>		<b>Reviewed by:</b> Quality Manager
<b>Test Dates:</b> 04/05/16 - 04/11/16	<b>DUT Type:</b> Portable Handset	<b>APPENDIX F:</b> Page 5 of 7		




**SAR Test Setup Photo 8 – Bottom at 1.0 cm**



**SAR Test Setup Photo 9 – Right at 1.0 cm**



<b>FCC ID</b> ZNFLS450		<b>SAR EVALUATION REPORT</b>		<b>Reviewed by:</b> Quality Manager
<b>Test Dates:</b> 04/05/16 - 04/11/16	<b>DUT Type:</b> Portable Handset	<b>APPENDIX F:</b> Page 6 of 7		



SAR Test Setup Photo 10 – Left at 1.0 cm



SAR Test Setup Photo 11 – Horizontal and Vertical Reference Lines

FCC ID ZNFLS450	 <b>PCTEST</b> <small>ENGINEERING LABORATORY, INC.</small>	SAR EVALUATION REPORT		Reviewed by: Quality Manager
Test Dates: 04/05/16 - 04/11/16	DUT Type: Portable Handset	APPENDIX F: Page 7 of 7		