

13. TEST SETUP PHOTOGRAPHS



FCC ID: ZNFLN272		HAC (T-COIL) TEST REPORT		Reviewed by: Quality Manager
Filename: 0Y1111151971.ZNF	Test Dates: 11/21/2011	EUT Type: Portable Handset		Page 36 of 38



Figure 13-1
Test Setup for Wireless Device




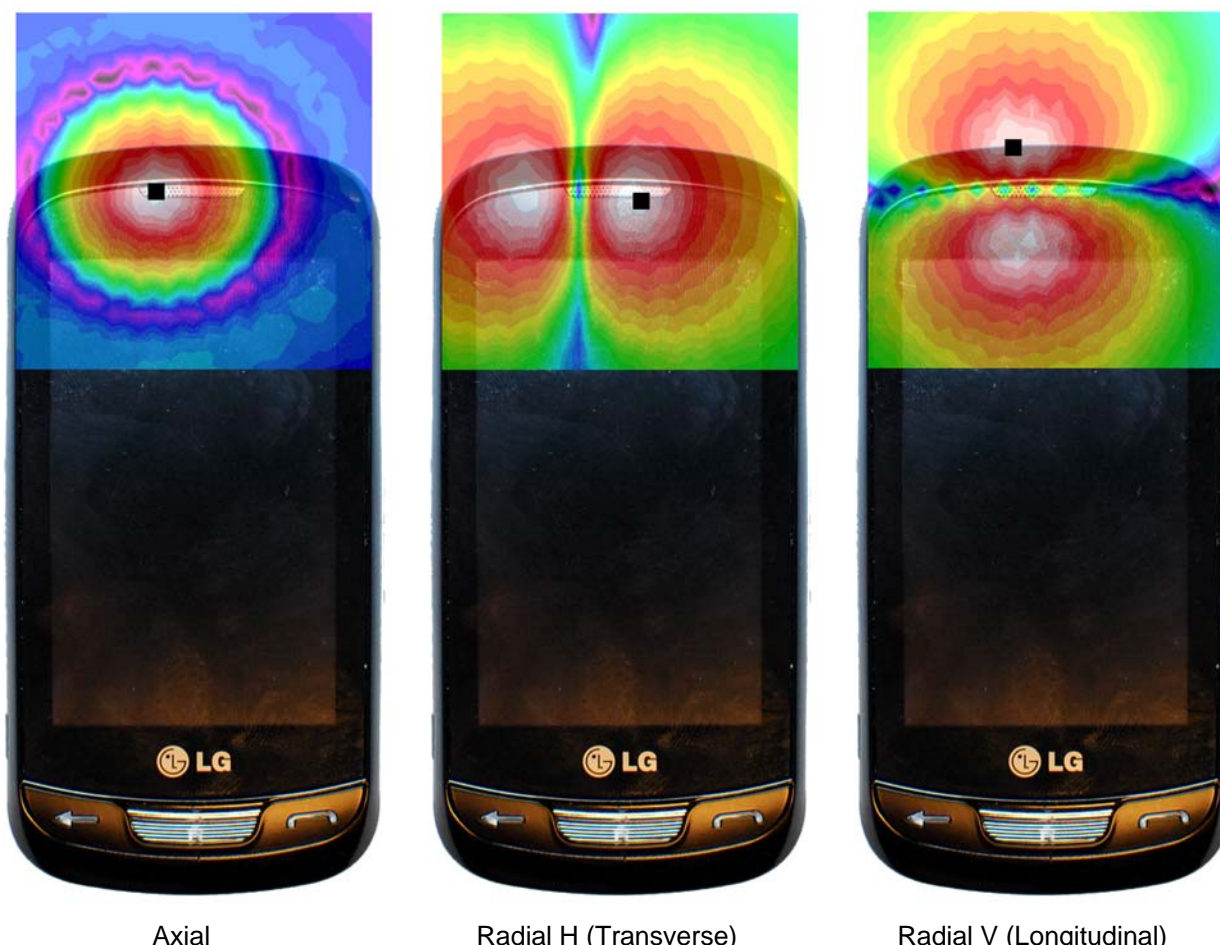


Figure 13-2
Test Setup for Wireless Device

FCC ID: ZNFLN272		HAC (T-COIL) TEST REPORT		Reviewed by: Quality Manager
Filename: 0Y1111151971.ZNF	Test Dates: 11/21/2011	EUT Type: Portable Handset		Page 37 of 38





Axial

Radial H (Transverse)

Radial V (Longitudinal)

Figure 13-3
T-Coil Scan Overlay Magnetic Field Distributions

Note: Final measurement locations are indicated by a cursor on the contour plots.

FCC ID: ZNFLN272		HAC (T-COIL) TEST REPORT		Reviewed by: Quality Manager
Filename: 0Y1111151971.ZNF	Test Dates: 11/21/2011	EUT Type: Portable Handset		Page 38 of 38
© 2011 PCTEST Engineering Laboratory, Inc.				REV 6.4C 04/05/10