

APPENDIX D: SAR TEST SETUP PHOTOGRAPHS



FCC ID: ZNFLN272		SAR COMPLIANCE REPORT		Reviewed by: Quality Manager
Test Dates: 11/21/11 - 11/22/11	EUT Type: Portable Handset			Page D1 of D4



SAR Test Setup Photo 1 – Right Touch



SAR Test Setup Photo 2 – Right Tilt



FCC ID: ZNFLN272		SAR COMPLIANCE REPORT		Reviewed by: Quality Manager
Test Dates: 11/21/11 - 11/22/11	EUT Type: Portable Handset			Page D2 of D4
© 2011 PCTEST Engineering Laboratory, Inc.				REV 10M 11/14/2011



SAR Test Setup Photo 3 – Left Touch





SAR Test Setup Photo 4 – Left Tilt

FCC ID: ZNFLN272		SAR COMPLIANCE REPORT		Reviewed by: Quality Manager
Test Dates: 11/21/11 - 11/22/11	EUT Type: Portable Handset			Page D3 of D4
© 2011 PCTEST Engineering Laboratory, Inc.				REV 10M 11/14/2011



SAR Test Setup Photo 5 – Body-Worn, back side at 2.0 cm

Note: Headset Cable is connected to the device during body-worn SAR assessment, as seen above.

FCC ID: ZNFLN272		SAR COMPLIANCE REPORT		Reviewed by: Quality Manager
Test Dates: 11/21/11 - 11/22/11	EUT Type: Portable Handset			Page D4 of D4