

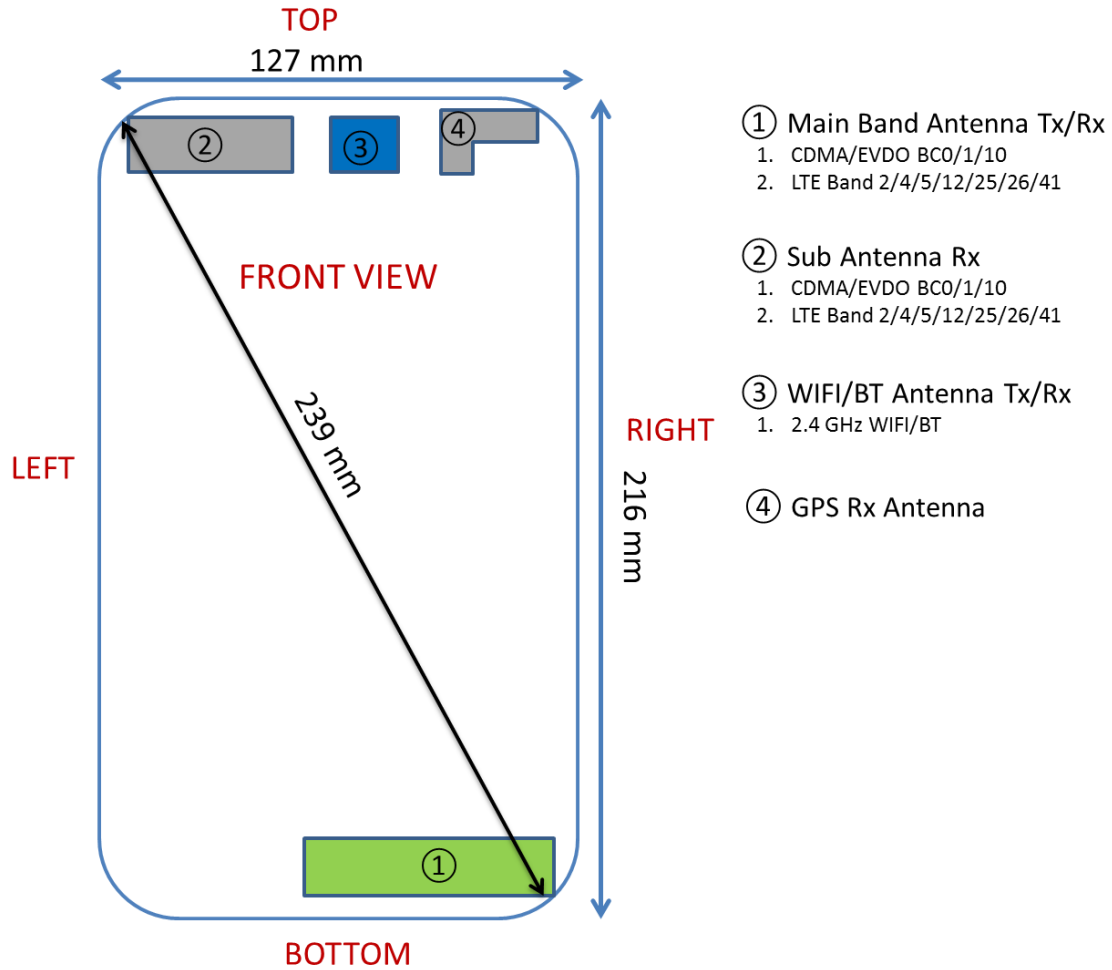




# APPENDIX F: DUT ANTENNA DIAGRAM & SAR TEST SETUP PHOTOGRAPHS


<b>FCC ID</b> ZNFLK460		<b>SAR EVALUATION REPORT</b>		<b>Approved by:</b> Quality Manager
<b>Test Dates:</b> 07/24/17 - 08/22/17	<b>DUT Type:</b> Portable Tablet			APPENDIX F: Page 1 of 10




Note: Exact antenna dimensions and separation distances are shown in the Technical Descriptions in the FCC Filing.

**Figure F-1**  
**DUT Antenna Locations**



<b>FCC ID</b> ZNFLK460	 <b>PCTEST</b> ENGINEERING LABORATORY, INC.	<b>SAR EVALUATION REPORT</b>	 <b>LG</b>	<b>Approved by:</b> Quality Manager
<b>Test Dates:</b> 07/24/17 - 08/22/17	<b>DUT Type:</b> Portable Tablet			<b>APPENDIX F:</b> Page 2 of 10




**SAR Test Setup Photo 1 – Back Side at 31 mm**




**SAR Test Setup Photo 2 – Back Side at 12 mm**



FCC ID ZNFLK460		SAR EVALUATION REPORT		Approved by: Quality Manager
Test Dates: 07/24/17 - 08/22/17	DUT Type: Portable Tablet			APPENDIX F: Page 3 of 10



**SAR Test Setup Photo 3 – Back Side at 0 mm for Main Bands**




**SAR Test Setup Photo 4 – Back Side at 0 mm for WLAN/BT Testing**



<b>FCC ID</b> ZNFLK460		<b>SAR EVALUATION REPORT</b>		<b>Approved by:</b> Quality Manager
<b>Test Dates:</b> 07/24/17 - 08/22/17	<b>DUT Type:</b> Portable Tablet			<b>APPENDIX F:</b> Page 4 of 10



**SAR Test Setup Photo 5 – Back Side at 0 mm with Sound Pack for Main Bands**



**SAR Test Setup Photo 6 – Back Side at 0 mm with Sound Pack for WLAN/BT Testing**

<b>FCC ID</b> ZNFLK460		<b>SAR EVALUATION REPORT</b>		<b>Approved by:</b> Quality Manager
<b>Test Dates:</b> 07/24/17 - 08/22/17	<b>DUT Type:</b> Portable Tablet			<b>APPENDIX F:</b> Page 5 of 10







**SAR Test Setup Photo 7 – Top Edge at 9 mm**



**SAR Test Setup Photo 8 – Top Edge at 9 mm with Sound Pack**



<b>FCC ID</b> ZNFLK460		<b>SAR EVALUATION REPORT</b>		<b>Approved by:</b> Quality Manager
<b>Test Dates:</b> 07/24/17 - 08/22/17	<b>DUT Type:</b> Portable Tablet			<b>APPENDIX F:</b> Page 6 of 10



**SAR Test Setup Photo 9 – Top Edge at 0 mm**



**SAR Test Setup Photo 10 – Top Edge at 0 mm with Sound Pack**



FCC ID ZNFLK460		SAR EVALUATION REPORT		Approved by: Quality Manager
Test Dates: 07/24/17 - 08/22/17	DUT Type: Portable Tablet			APPENDIX F: Page 7 of 10




**SAR Test Setup Photo 11 – Bottom Edge at 21 mm**




**SAR Test Setup Photo 12 – Bottom Edge at 0 mm**

<b>FCC ID</b> ZNFLK460		<b>SAR EVALUATION REPORT</b>		<b>Approved by:</b> Quality Manager
<b>Test Dates:</b> 07/24/17 - 08/22/17	<b>DUT Type:</b> Portable Tablet			<b>APPENDIX F:</b> Page 8 of 10








**SAR Test Setup Photo 13 – Bottom Edge at 0 mm with Sound Pack**




**SAR Test Setup Photo 14 – Right Edge at 8 mm**



FCC ID ZNFLK460		SAR EVALUATION REPORT		Approved by: Quality Manager
Test Dates: 07/24/17 - 08/22/17	DUT Type: Portable Tablet			APPENDIX F: Page 9 of 10



**SAR Test Setup Photo 15 – Right Edge at 8 mm with Sound Pack**



**SAR Test Setup Photo 16 – Right Edge at 0 mm**

FCC ID ZNFLK460	 <b>PCTEST</b> <small>ENGINEERING LABORATORY, INC.</small>	SAR EVALUATION REPORT		<b>Approved by:</b> Quality Manager
<b>Test Dates:</b> 07/24/17 - 08/22/17	<b>DUT Type:</b> Portable Tablet			<b>APPENDIX F:</b> Page 10 of 10