



LGLxx

Basic Manual

**4G LTE**

## Preface

Thank you for buying the "LGLxx" (simply called the "product" from here on).

Before using the product, be sure to read the "Basic Manual" (this manual) or "Full Instruction Manual" (Japanese only) to ensure correct use. After you have finished reading this manual, be sure to store it in a safe place so that you can retrieve it whenever needed. If you lose the "Basic Manual" (this manual), contact an au shop or Customer Service Center.

## About Operating Instructions

### ■ "Basic Manual" (this manual)

Handles only basic operations for main features.

For detailed descriptions of various functions, refer to the "Instruction Manual" application that can be used on your product or "Full Instruction Manual" (Japanese only) on au website:

<http://www.au.kddi.com/torisetsu/index.html>

- All company names and product names in this manual are either trade marks or registered trade marks.

### ■ "Instruction Manual" Application (Japanese only)

You can use the "Instruction Manual" application on this product to check detailed operational procedures.

Certain functions can be directly activated from the application screens on which their operations are described.

#### ● Steps

#### 1 Home screen ▶ "Apps" ▶ "Security/Support" ▶ "取扱説明書 (Instruction Manual)"

- When using the application for the first time, you must download and install it following the on-screen instructions.

### ■ Downloading Instruction Manual

You can download "Basic Manual" (this manual), "Setting Guide" and "Full Instruction Manual" (Japanese only) from au website.

<http://www.au.kddi.com/torisetsu/index.html>

## Safety Precautions

Before you start using this product, be sure to read the "Safety Precautions" to ensure correct use.

Before you assume that the product is malfunctioning, be sure to read "Troubleshooting" in this manual and check for possible remedies.

Check for possible remedies in the following au Customer Support site of au website.

<http://cs.kddi.com/support/komatta/kosho/index.html>

## When Using This Product

- Communication is not possible even inside the service area in places where the signal does not reach (e.g. tunnels and basements). Also, communication is sometimes not possible in poor reception areas. Communication is sometimes interrupted if you move into a poor reception areas during communications.
- Since this product uses radio waves, the possibility of communication intercepts by third parties cannot be eliminated. (Though LTE/CDMA/GSM system has highly secure confidential communication features.)
- The product is compatible with the international roaming service. Each network service described in this manual varies depending on the area and service content.
- Since this product is a radio station under the Radio Law, you may be asked to temporarily submit the product for inspection in accordance with the Radio Law.
- When the au Micro IC Card (LTE) is inserted in your cell phone, the IMEI information of the cell phone is automatically sent to KDDI CORPORATION for maintenance and monitoring operational status of your cell phone.
- If you are using the product overseas, please check the relevant laws and regulations of the country/region that you visit.

## Cell phone etiquette!

---

- Take care not to inconvenience people around you when you use the product in a public place.
- When the product is used by a child, guardians should thoroughly read the "Basic Manual" (this manual) and teach the child how to use it.
- Do not talk on the phone loudly.
- Ask for permission of other people before taking pictures of them with this cell phone.
- The same to PC, depending on the application you install, the operation of your product may get unstable, or your location information and other personal information registered in the product may get revealed and abused via Internet. Make sure to confirm the source and the operation conditions of the application you use.

## Take care of people around you!

---

- Turn the product off in crowded trains or other crowded places, since there may be people with a cardiac pacemaker nearby.
- When a medical institution has laid down designated areas where use of the product is prohibited or is not allowed to be brought in, abide by the instructions of that medical institution.

## Use of the product is not allowed in the following places!

---

- Do not use a cell phone while driving a car or riding a motorbike or bicycle. It may cause a traffic accident. Use of a cell phone while driving a car or motorbike is prohibited by law. Use of a cell phone while riding a bicycle may be punishable by some regulations.
- Do not use the product while you are aboard an airplane. Use of electric devices transmitting radio waves in airplane is prohibited by law. Some airline companies, however, allow their passengers to use cell phones. For details, contact the airline company you use.



# Contents

Preface .....	ii
About Operating Instructions .....	ii
Safety Precautions .....	1
When Using This Product .....	1
List of Packaged Items .....	3
<b>Safety Precautions</b>	
Regarding Notations Used in This Document .....	5
Exemptions .....	6
Safety Precautions (Observe Strictly) .....	6
Handling Precautions .....	18
Notes on Waterproof Properties .....	26
Notes on Using Bluetooth®/Wireless LAN Functions .....	31
Notes on Packet Communication Charge .....	33
Notes on Google Play/au Market/Applications .....	34
<b>Before Using the LGLxx</b>	
Names and Functions of Parts .....	35
Attaching/Removing the Rear Cover .....	37
Using au Micro IC Card (LTE) .....	38
Attaching/Removing the au Micro IC Card (LTE) .....	39
Charging .....	40
Turning the Power On/Off .....	43
Initial Settings .....	43
<b>Basic Operations</b>	
Using the Touch Panel .....	45
Using the Home Screen .....	46
Monitoring the Product's Status .....	47
Notification Flash .....	49
Capturing a Screenshot .....	50
Using the QMemo Function .....	50
<b>Character Input</b>	
Entering Text .....	52

<b>Phone</b>	
Making Calls .....	55
Receiving Calls .....	57
Checking Your Phone Number .....	58
<b>Contacts</b>	
Registering a Contact .....	59
<b>Mail</b>	
Using E-mail .....	60
Using SMS .....	60
<b>Applications</b>	
Starting an Application .....	61
Main Applications .....	61
Using au Disaster Countermeasure Application .....	62
<b>File Management</b>	
Using a microSD Memory Card .....	66
<b>Function Settings</b>	
Viewing the Setting Menu .....	68
<b>Appendix</b>	
Introduction of Related Accessories .....	69
Troubleshooting .....	70
Updating Software .....	71
After-sales Service .....	73
Main Specifications .....	75
Specific Absorption Rate (SAR) of Cell Phones .....	77
FCC Notice .....	78
FCC RF Exposure Information .....	79
Body-worn Operation .....	79
Export Administration Regulations .....	80
Precaution to be Observed	
in Using "Osai-fu-Keitai®"-compatible Service .....	80
Precaution to be Observed in Using NFC .....	82
Intellectual Property Right .....	83

## Regarding Notations Used in This Document

### ■ Key indications used in this manual

In this manual, keys are represented by simplified illustrations as shown below.

### ■ Indications used for the operation of selecting items/ icons/keys, etc.

Notations used for operation procedures in this manual are as follows.

Notation	Description
Home screen ▶ "Phone" ▶ "1" "4" "1" ▶ "☎"	Tap "☎ (phone) " at the bottom of the Home screen. Tap "1" "4" "1" in order and tap "☎".
Home screen ▶ "☰" ▶ "System settings"	Tap "☰" on the Home screen. Tap "System settings".

### memo

- Descriptions in this manual are based on the operations of portrait screen. Items, icons, or the keys on the screen may look different with horizontal screen.
- Items, title levels, and icons in this manual may look different based on different functions you use or different conditions, etc.
- In this manual, refer to the method of entering lock No. for unlock method.
- In this manual, "microSD™ memory card", "microSDHC™ memory card" or "microSDXC™ memory card" is called "microSD memory card" or "microSD" for short.

### ■ Screen displays used in this manual

Screen illustrations shown in this manual may look different from the actual screens. In some cases, minor details or a part of a screen may be omitted.




For the default settings of the respective functions, refer to "Full Instruction Manual" (Japanese only) and "Setting Guide".

## Exemptions

- The Company is not liable for any damages arising from earthquakes, lightning, storms, floods, or other natural disasters, as well as fires, actions by third parties, other accidents, intentional or mistaken misoperation by the customer, or use under other unusual conditions outside the responsibility of the Company.
  - The Company is not liable for any incidental damages (change/disappearance of described content, loss of business income, disruption of business, etc.) arising from use of or inability to use the product.
  - The Company is not liable for any damages arising from improper usage not written in "Basic Manual" (this manual).
  - The Company is not liable for any damages arising, for example, from malfunction caused by combination with connected devices or software not related to the Company.
  - Captured image data or downloaded data may sometimes be altered or lost due to faults, repair, or other handling of the product. The Company is not liable for any damages or lost income resulting from recovery of these data.
  - It is recommended you keep a copy of important data in your PC's hard disk, etc. Whatever the cause of fault or malfunction may be, the Company assumes no responsibility for alteration or loss of saved information.
- \* "The Company" as appears in this manual refers to the following companies:  
 Sold by: KDDI CORPORATION,  
 OKINAWA CELLULAR TELEPHONE COMPANY  
 Imported by: LG Electronics Japan Inc.  
 Manufactured by: LG Electronics Inc.

## Safety Precautions (Observe Strictly)







- **Before using the product, thoroughly read these safety precautions for proper use. After reading, store the precautions in a safe place.**
- These "Safety Precautions" describe instructions that should be observed to prevent damage to property or injury to the customer or others using this product.
- These instructions are divided into the following categories.
- **Explanation of indications used in this manual**

 <b>DANGER</b>	This symbol indicates the potential and imminent danger of death or serious injury <sup>*1</sup> to a person.
 <b>WARNING</b>	This symbol indicates the possibility of death or serious injury <sup>*1</sup> to a person.
 <b>CAUTION</b>	This symbol indicates the possibility of personal injury <sup>*2</sup> to a person or physical damage <sup>*3</sup> .

- \*1 Serious injury: This refers to loss of sight, injury, burns (high- and low-temperature), electric shock, broken bones, injuries with residual aftereffects from poisoning, etc., and injuries requiring hospital admission for treatment or long-term hospital attendance as an outpatient.
- \*2 Injury: This refers to injuries, burns (high- and low-temperature), electric shock, etc. that do not require hospital admission for treatment or long-term hospital attendance as an outpatient.
- \*3 Physical damage: This refers to extended damage to buildings, furniture, livestock, or pets.



■ Explanation of graphic symbols used in this manual

 Don't	Indicates an action that is not allowed.
 No wet hands	Indicates that handling with wet hands is not allowed.
 Not disassembly	Indicates that disassembly is not allowed.
 Not liquids	Indicates that use in a place where the product is likely to get wet or allowing the product to get wet is not allowed.
 Do	Indicates an action that must be done.
 Unplug	Indicates that the power plug must be disconnected from the power outlet.

■ Precautions common to the main unit of the product, battery, charging equipment, au Micro IC Card (LTE), peripheral devices



**DANGER**

Be sure to read the following hazards before use.



Do

Be sure to use only the specified peripheral devices. Use of other peripheral devices might cause overheating, fire, rupture, fault, or leakage of liquid.



Don't

Do not use, store, or leave the product in hot places (e.g. by the fire, near a heater, under a kotatsu, in direct sunlight, in a car in the hot sun). Doing so might cause ignition, rupture, fault, fire, or injury.



Do

Before entering an area where flammable gas is generated such as a gas station, be sure to turn off the product and stop charging the battery. Failure to observe these precautions might cause the gas to catch fire. In addition, when using NFC/Osaifu-Keitai<sup>®</sup> at a gas station, be sure to turn off the power in advance. (If NFC/Osaifu-Keitai lock has been set, cancel the lock before turning off the power.)



Don't

Do not put the product in a cooking apparatus such as a microwave oven or a pressure vessel. Doing so might cause ignition, rupture, fault, fire, or injury.



Don't

Do not throw the product into a fire or heat it. Doing so might cause fire, rupture, or fire.



Don't

Do not short-circuit the connection terminals. Do not allow conductive foreign objects (metal fragments, pencil leads, etc.) to come into contact with or get inside the connection terminals. Doing so might cause fire, or a fault.



Don't

When using metal accessories, etc., make sure not to allow the metal part come in contact with the connection terminals or power outlet. Doing so might cause electric shock, fire, injury, or a fault.



Don't

Do not expose the camera lens to direct sunlight for an extended period. Doing so might cause ignition, rupture, or fire by the light-collecting mechanism of the lens.

Not  
disassembly

The customer is not allowed to disassemble, modify, or repair the product. Doing so might cause a fault, fire, electric shock, or injury. The Company is not liable even in the event of any nonconformities arising on the product or peripheral devices as a result of modification, etc. Modification of cell phones is in violation of the Wireless Telegraphy Act.

**WARNING**

**Be sure to read the following warnings before use.**



Don't

Do not drop or subject to strong impact, such as throwing. Doing so might cause rupture, overheating, fire, or a fault.



Don't

Do not use the product outside when you can hear thunder. Doing so might risk lightning strikes and electric shock.



Don't

Do not let your hands, fingers, and other parts of the body touch the connection terminals. Doing so might cause electric shock, injury, or a fault.



Don't

If the product is damaged because it is dropped or something, and its display is cracked or internal parts are exposed, do not touch the cracked display or the exposed parts with your hands. Doing so might cause electric shock or injury from damaged parts. Contact an au shop or Secure cell phone support center.



Not liquids

Do not splash with water or other liquids. Also, never use in places subject to direct splashing with water or pet urine, etc. or in humid places such as bath areas, or use with wet hands. Doing so might cause electric shock, fault from short-circuiting, or corrosion of electronic circuits. In the event that the product is splashed with liquid, immediately disconnect the AC adapter's power plug. Faults caused by wetting with water or humidity are not covered by the warranty and charges will be incurred for repair.

No  
wet hands

Not liquids

Although this product model has waterproof property, stop use if liquid such as water gets inside the main unit from the rear cover. Continued use of the product in this state might cause overheating, fire, or a fault.

No  
wet hands

Don't

When removing the rear cover, do not exert more than necessary force. The battery pack might jump out, for example, and cause injury or a fault.

**Don't**

Do not operate the product while driving a car or motorbike, riding a bicycle, or walking. Doing so may compromise traffic safety and cause an accident.

**Don't**

If charging is not completed after the specified charging time, stop charging. Failure to do so might cause leakage of liquid, overheating, rupture, or fire.

**Don't**

Do not leave in places within the reach of small children. Small children might swallow small parts, etc. by mistake and choke on them, or might drop them by mistake and cause accidents or injury.

**CAUTION**

**Be sure to read the following cautions before use.**

**Don't**

Do not store the product in places subject to direct sunlight (e.g. in cars), places that get hot, places that get extremely cold, and in humid or dusty places. Doing so might cause overheating, fire, deformation, or a fault.

**Don't**

Do not leave on unstable places such as rocky stands or tilting surfaces. Dropping the product may cause injury or damage. Pay sufficient attention while vibrator is set to ON. Also, pay sufficient attention to impact, etc.

**Don't**

Do not cover or wrap the product with bedding, etc. while using or charging the product. Doing so might cause fire, fault, or injury.

**Don't**

Do not leave in places within the reach of small children. Small children might swallow small parts, etc. by mistake and choke on them, or might drop them by mistake and cause accidents or injury. Also, pay attention while using TV antenna.

**Don't**

Do not touch the main unit of the product and the specified AC adapter (sold separately) for a long time while power is being supplied from an external source. Doing so might cause low-temperature burns.

**Don't**

Do not use power outlets or wiring apparatus beyond its rating. Also, exceeding rating, for example, by connecting multiple devices to a single power strip might cause overheating and fire.



Do not use the product with the rear cover removed.

Don't



Do not place near corrosive chemicals or in places where corrosive gas is generated. Doing so might cause a fault or loss of internal data.

Don't



Do not plug AC adapter when the battery pack is removed from the main unit of the product. Doing so might cause fire or electric shock.

Don't



Do not leave or store with the rear cover removed from the main unit. Doing so might allow dust or other foreign objects to get inside and cause a fault.

Don't



The product may become hot by prolonged use especially in high-temperature environment. Be careful when using the product touching your skin for a long time, as it might cause low-temperature burns.

Don't



Do not use the product in a car. It may fall or interfere with driving, which may lead to an accident. The product is assumed for indoor use in a stable place.

Don't



Do not leave the product on the floor. It may be stepped on by mistake or cause a fall, which may lead to an injury or accident.

Don't



When the product is used by a child, guardians should thoroughly read the "Basic Manual" (this manual) and teach the child how to use it. In addition, check that they are using it as directed during use.

Do



Do not use the product if there is smoke, abnormal odor or noise, excessive overheating, or other abnormalities. If an abnormality occurs, disconnect the specified charging equipment (sold separately) from the power outlet, make sure that the product is not overheating before turning the power off or removing the battery off, and contact an au shop or Secure cell phone support center. Also, if you have dropped or damaged the product, do not continue to use it in that state, and contact an au shop or Secure cell phone support center.

Do



When unplugging the power plug of the AC adapter from the outlet, be sure to hold and pull the power plug. Pulling on the microUSB cable might damage it.

Do



When inserting an earphone, etc. into the product, adjust the volume to the proper level. Setting too loud a volume or using the earphone continuously for a long period of time might adversely affect your ears. Also, raising the volume too high might prevent you from hearing sounds around you, which might in turn lead to a traffic accident at a railroad crossing or pedestrian crossing.

Do



When adjusting the volume with an earphone, etc. inserted into the product, raise the volume a little at a time. If you raise the volume too much from the outset, sudden loud noise from the earphone, etc. might adversely affect your ears.

Do



When using an charging equipment or external device, insert/remove the connector straight to/from the terminal. Make sure the orientation of the connector is correct. Failure to do so might cause damage or a fault.

Do

## ■ Main unit



**WARNING**

**Be sure to read the following warnings before use.**



**Don't**

Do not use a cell phone while driving a car or riding a motorbike or bicycle. It may cause a traffic accident. Use of a cell phone while driving a car or motorbike is prohibited by law. Use of a cell phone while riding a bicycle may be punishable by some regulations.



**Don't**

Do not use this product while you are aboard an airplane. Use of electric devices transmitting radio waves in airplane is prohibited by law. Some airline companies, however, allow their passengers to use cell phones. For details, contact the airline company you use.



**Do**

The product sometimes affects high-precision electronic devices. So, turn it off near such devices. (Examples of electronic devices that might be affected by the product include cardiac pacemakers, hearing aids, other electronic medical devices, fire alarms, and automatic doors. If you are using an electronic medical device, contact the device manufacturer or retailer for information about the possible affect of radio waves.)



**Do**

When using the product near an implanted pacemaker, implanted cardioverter-defibrillator, or other electronic medical device, radio waves might affect these units and devices. So, please observe the following.

1. Those with an implanted pacemaker or implanted cardioverter-defibrillator should carry or use the product at least 22 cm away from the pacemaker or cardioverter-defibrillator.
2. Turn the product off in crowded trains or other crowded places, since there may be people with a cardiac pacemaker or implanted cardioverter-defibrillator nearby.
3. Pay attention to the following points when using the product inside medical institutions.
  - Do not bring the product into operating theaters, intensive-care units (ICU) and coronary care units (CCU).
  - Turn the product off in hospital wards.
  - Even if you are in a lobby, etc., be sure to turn the product off when there are electronic medical devices nearby.
  - When a medical institution has laid down designated areas where use of the product is prohibited or is not allowed to be brought in, abide by the instructions of that medical institution.
4. When using electronic medical devices other than an implanted pacemaker and implanted cardioverter-defibrillator outside a medical institution (e.g. home medical treatment), check individually with the manufacturer of the electronic medical device regarding the influence of radio waves.



**Do**

Stay alert to your surroundings when calling, messaging, browsing the Internet, shooting photos, playing games, watching TV (1 Seg), or listening to music. Failure to do so might cause a fall or traffic accident.