

HCT CO., LTD.

CERTIFICATE OF COMPLIANCE FCC Certification

Applicant Name: LG Electronics MobileComm U.S.A., Inc.	Date of Issue: September 26, 2013
Address: 1000 Sylvan Avenue, Englewood Cliffs NJ 07632	Test Site/Location: HCT CO., LTD., 105-1, Jangam-ri, Majang-Myeon, Icheon-si, Kyunggi-Do, Korea
	Report No.: HCTR1309FR15-2
	HCT FRN: 0005866421

FCC ID : ZNFLGL22

APPLICANT : LG Electronics MobileComm U.S.A., Inc.

FCC Model(s):	KS1204
EUT Type:	Cellular/PCS GSM/GPRS/EDGE Cellular WCDMA/HSDPA/HSUPA Phone with Bluetooth/WLAN/NFC
RF Output Field Strength	2.33 dBuV/m
Frequency of Operation:	13.560891 MHz
Modulation type	ASK
FCC Classification:	Low Power Communication Device – Transmitter
FCC Rule Part(s):	FCC Part 15.225 Subpart C

Engineering Statement:

The measurements shown in this report were made in accordance with the procedures indicated, and the emissions from this equipment were found to be within the limits applicable. I assume full responsibility for the accuracy and completeness of these measurements, and for the qualifications of all persons taking them.

HCT CO., LTD. Certifies that no party to this application has subject to a denial of Federal benefits that includes FCC benefits pursuant to section 5301 of the Anti-Drug Abuse Act of 1998, 21 U.S. C.853(a)



Report prepared by
: Jong Seok Lee
Test engineer of RF Team



Approved by
: Chang Seok Choi
Manager of RF Team

This report only responds to the tested sample and may not be reproduced, except in full, without written approval of the HCT Co., Ltd.

FCC PT.15.225 TEST REPORT	FCC CERTIFICATION REPORT		www.hct.co.kr
Test Report No. HCTR1309FR15-2	Date of Issue: September 26, 2013	EUT Type: Cellular/PCS GSM/GPRS/EDGE Cellular WCDMA/HSDPA/HSUPA Phone with Bluetooth/WLAN/NFC	FCC ID: ZNFLGL22



Version

TEST REPORT NO.	DATE	DESCRIPTION
HCTR1309FR15	September 16, 2013	- First Approval Report
HCTR1309FR15-1	September 24, 2013	- Revised FCC Rule Version
HCTR1309FR15-2	September 26, 2013	- Insert the Data of Out of Band Emissions

FCC PT.15.247 TEST REPORT	FCC CERTIFICATION REPORT		www.hct.co.kr
Test Report No. HCTR1309FR15-2	Date of Issue: September 26, 2013	EUT Type: Cellular/PCS GSM/GPRS/EDGE Cellular WCDMA/HSDPA/HSUPA Phone with Bluetooth/WLAN/NFC	FCC ID: ZNFLGL22

Table of Contents

1. GENERAL INFORMATION	4
2. EUT DESCRIPTION	4
3. TEST METHODOLOGY	5
3.1 EUT CONFIGURATION	5
3.2 EUT EXERCISE	5
3.3 GENERAL TEST PROCEDURES	5
3.4 DESCRIPTION OF TEST MODES	5
3.5 STANDARDS	6
4. INSTRUMENT CALIBRATION.....	7
5. FACILITIES AND ACCREDITATIONS	7
5.1 FACILITIES	7
5.2 EQUIPMENT	7
6. ANTENNA REQUIREMENTS	7
7. TEST SUMMARY	8
8. RADIATED EMISSION MEASUREMENT	9
8.1. RADIATED EMISSION 9 kHz – 30 MHz	10
8.2. RADIATED EMISSION 30 MHz – 1000 MHz	13
9. EMISSION BANDWIDTH PLOT.....	14
10. FREQUENCY TOLERANCE	15
11. POWERLINE CONDUCTE EMISSIONS.....	16
12. LIST OF TEST EQUIPMENT	25



1. GENERAL INFORMATION

Applicant: LG Electronics MobileComm U.S.A., Inc.
Address: 1000 Sylvan Avenue, Englewood Cliffs NJ 07632
FCC ID: ZNFLGL22
EUT: Cellular/PCS GSM/GPRS/EDGE Cellular WCDMA/HSDPA/HSUPA Phone with Bluetooth/WLAN/NFC
Model name(s): KS1204
Date of Test: September 03, 2013 ~ September 09, 2013
Place of Tests: HCT Co., Ltd.
 105-1, Jangam-ri , Majang-Myeon, Icheon-si, Kyunggi-Do, 467-811, KOREA.
 (IC Recognition No. : 5944A-3)

2. EUT DESCRIPTION

Product	Cellular/PCS GSM/GPRS/EDGE Cellular WCDMA/HSDPA/HSUPA Phone with Bluetooth/WLAN/NFC
FCC Model Name	KS1204
Power Supply	DC 3.8 V
Battery Type	Li-ion Battery(Standard)
Frequency of Operation	2.33 dBuV/m
Transmit Power	13.560891 MHz
Modulation Type	ASK
Antenna Specification	Manufacturer: KOMATECH Co., Ltd. Antenna type: Internal Antenna

FCC PT.15.247 TEST REPORT	FCC CERTIFICATION REPORT		www.hct.co.kr
Test Report No. HCTR1309FR15-2	Date of Issue: September 26, 2013	EUT Type: Cellular/PCS GSM/GPRS/EDGE Cellular WCDMA/HSDPA/HSUPA Phone with Bluetooth/WLAN/NFC	FCC ID: ZNFLGL22



3. TEST METHODOLOGY

The measurement procedure described in the American National Standard for Testing Unlicensed Wireless Devices(ANSI C63.10-2009).

3.1 EUT CONFIGURATION

The EUT configuration for testing is installed on RF field strength measurement to meet the Commissions requirement and operating in a manner that intends to maximize its emission characteristics in a continuous normal application.

3.2 EUT EXERCISE

The EUT was operated in the engineering mode to fix the Tx frequency that was for the purpose of the measurements. According to its specifications, the EUT must comply with the requirements of the Section 15.207, 15.209 and 15.225 under the FCC Rules Part 15 Subpart C.

3.3 GENERAL TEST PROCEDURES

Conducted Emissions

The EUT is placed on the turntable, which is 0.8 m above ground plane. According to the requirements in Section 6.2 of ANSI C63.10. (Version :2009) Conducted emissions from the EUT measured in the frequency range between 0.15 MHz and 30MHz using CISPR Quasi-peak and average detector modes.

Radiated Emissions

The EUT is placed on a turn table, which is 0.8 m above ground plane. The turntable shall rotate 360 degrees to determine the position of maximum emission level. EUT is set 3 m away from the receiving antenna, which varied from 1 m to 4 m to find out the highest emission. And also, each emission was to be maximized by changing the polarization of receiving antenna both horizontal and vertical. In order to find out the max. emission, the relative positions of this hand-held transmitter (EUT) was rotated through three orthogonal axes according to the requirements in Section 6.3 of ANSI C63.10. (Version: 2009).

3.4 DESCRIPTION OF TEST MODES

The EUT has been tested under operating condition. Test program used to control the EUT for staying in continuous transmitting and receiving mode is programmed.

FCC PT.15.247 TEST REPORT	FCC CERTIFICATION REPORT		www.hct.co.kr
Test Report No. HCTR1309FR15-2	Date of Issue: September 26, 2013	EUT Type: Cellular/PCS GSM/GPRS/EDGE Cellular WCDMA/HSDPA/HSUPA Phone with Bluetooth/WLAN/NFC	FCC ID: ZNFLGL22



3.5 STANDARDS

The following tests were conducted on a sample of the equipment for the purpose of demonstrating compliance With
FCC Part 15.Subpart C

Regulation	Measurement standard	Range
Title 47 of the CFR:2012, Part 15 Subpart (c), Clause 15.225(a)	ANSI C63.10:2009	13.553MHz to 13.567MHz
Title 47 of the CFR:2012, Part 15 Subpart (c), Clause 15.225(d)	ANSI C63.10:2009	outside of the 13.110-14.010 MHz band
Title 47 of the CFR:2012, Part 15 Subpart (c), Clause 15.209	ANSI C63.10:2009	9kHz to 30MHz
Title 47 of the CFR:2012, Part 15 Subpart (c), Clause 15.209	ANSI C63.10:2009	30MHz to 1GHz
Title 47 of the CFR:2012, Part 15 Subpart (c), Clause 15.207	ANSI C63.10:2009	150kHz to 30MHz
Title 47 of the CFR:2012, Part 15 Subpart (c), Clause 15.225(e)	ANSI C63.10:2009	0.01% of nominal
Title 47 of the CFR:2012, Part 15 Subpart (c), Clause 15.215(c)	ANSI C63.10:2009	-

FCC PT.15.247 TEST REPORT	FCC CERTIFICATION REPORT		www.hct.co.kr
Test Report No. HCTR1309FR15-2	Date of Issue: September 26, 2013	EUT Type: Cellular/PCS GSM/GPRS/EDGE Cellular WCDMA/HSDPA/HSUPA Phone with Bluetooth/WLAN/NFC	FCC ID: ZNFLGL22



4. INSTRUMENT CALIBRATION

The measuring equipment, which was utilized in performing the tests documented herein, has been calibrated in accordance with the manufacturer's recommendations for utilizing calibration equipments, which is traceable to recognized national standards.

5. FACILITIES AND ACCREDITATIONS

5.1 FACILITIES

The 10 m semi anechoic chamber used to collect the Conducted and Radiated data is located at the 105-1, Jangam-Ri, Majang-Myeon, Icheon-Si, Kyoungki-Do, Korea. Those measurement facilities are constructed in conformance with the requirements of ANSI C63.4. Detailed description of test facilities was submitted to the Commission and accepted dated Sep. 03, 2010 (Registration Number: 90661)

5.2 EQUIPMENT

Radiated emissions are measured with one or more of the following types of Linearly polarized antennas: tuned loop, dipole, bi-conical, log periodic, bi-log, and/or ridged waveguide, horn. Spectrum analyzers with pre-selectors and quasi-peak detectors are used to perform radiated measurements.

Conducted emissions are measured with Line Impedance Stabilization Networks and EMI Test Receivers. Calibrated wideband preamplifiers, coaxial cables, and coaxial attenuators are also used for making measurements.

All receiving equipment conforms to CISPR Publication 16-1, "Radio Interference Measuring Apparatus and Measurement Methods."

6. ANTENNA REQUIREMENTS

According to FCC 47 CFR §15.203:

"An intentional radiator antenna shall be designed to ensure that no antenna other than that furnished by the responsible party can be used with the device. The use of a permanently attached antenna or of an antenna that uses a unique coupling to the intentional radiator shall be considered sufficient to comply with the provisions of this section."

* The antennas of this E.U.T are permanently attached.

*The E.U.T Complies with the requirement of §15.203

FCC PT.15.247 TEST REPORT		FCC CERTIFICATION REPORT		www.hct.co.kr
Test Report No. HCTR1309FR15-2	Date of Issue: September 26, 2013	EUT Type: Cellular/PCS GSM/GPRS/EDGE Cellular WCDMA/HSDPA/HSUPA Phone with Bluetooth/WLAN/NFC		FCC ID: ZNFLGL22

7. TEST SUMMARY

The results in this report apply only to sample tested

Regulation	Test Type	Range	Result
Title 47 of the CFR:2009, Part 15 Subpart (c), Clause 15.225(a)	Radiated Electric Field Emissions	13.553MHz to 13.567MHz	Pass
Title 47 of the CFR:2009, Part 15 Subpart (c), Clause 15.225(b)	Radiated Electric Field Emissions	13.410MHz to 13.553MHz and 13.567MHz to 13.710MHz	Pass
Title 47 of the CFR:2009, Part 15 Subpart (c), Clause 15.225(c)	Radiated Electric Field Emissions	13.110 MHz to 13.410 MHz and 13.710 MHz to 14.010 MHz	Pass
Title 47 of the CFR:2009, Part 15 Subpart (c), Clause 15.209 (d)	Radiated Electric Field Emissions	9kHz to 30MHz	Pass
Title 47 of the CFR:2009, Part 15 Subpart (c), Clause 15.209	Radiated Electric Field Emissions	30MHz to 1GHz	Pass
Title 47 of the CFR:2009, Part 15 Subpart (c), Clause 15.207	AC power conducted emissions	150kHz to 30MHz	Pass
Title 47 of the CFR:2009, Part 15 Subpart (c), Clause 15.225(e)	Frequency Stability	0.01% of nominal	Pass
Title 47 of the CFR:2009, Part 15 Subpart (c), Clause 15.215(c)	20 dB Bandwidth	-	Pass



8. RADIATED EMISSION MEASUREMENT

Requirement(s): 15.209, 15.225

Except as provided elsewhere in this paragraph the emissions from an intentional radiator shall not exceed the field strength levels specified in the following table:

Minimum Standard: FCC Part 15.225 / 15.209

Rule Part	Frequency (MHz)	Limit
Part 15.209	0.009 ~ 0.490	2400/F(kHz)uV/m@300
	0.490 ~1.705	24000/F(kHz)uV/m@30
	1.705 ~ 30	30 uV/m@30
	30 ~ 88	100 ** uV/m@3m
	88 ~ 216	150 ** uV/m@3m
	216 ~ 960	200 ** uV/m@3m
	Above 960	500 uV/m@3m

** Except as provided in 15.209(g), fundamental emissions from intentional radiators operating under this Section shall not be located in the frequency bands 54-72 MHz, 76-88MHz, 174-216MHz or 470-806MHz. However, operation within these frequency bands is permitted under other sections of this Part, e.g. 15.231 and 15.241.

15.225 Operation within the band 13.110 – 14.010 MHz.

(a) The field strength of any emissions within the band 13.553-13.567 MHz shall not exceed 15,848 microvolts/meter (= 84 dBuV/m) at 30 meters.

(b) Within the bands 13.410-13.553 MHz and 13.567-13.710 MHz, the field strength of any emissions shall not exceed 334 microvolts/meter (=50.5dBuV/m) at 30 meters.

(c) Within the bands 13.110-13.410 MHz and 13.710-14.010 MHz the field strength of any emissions shall not exceed 106 microvolts/meter (=40.5 dBuV/m) at 30 meters.

(d) The field strength of any emissions appearing outside of the 13.110-14.010 MHz band shall not exceed the general radiated emission limits in § 15.209.

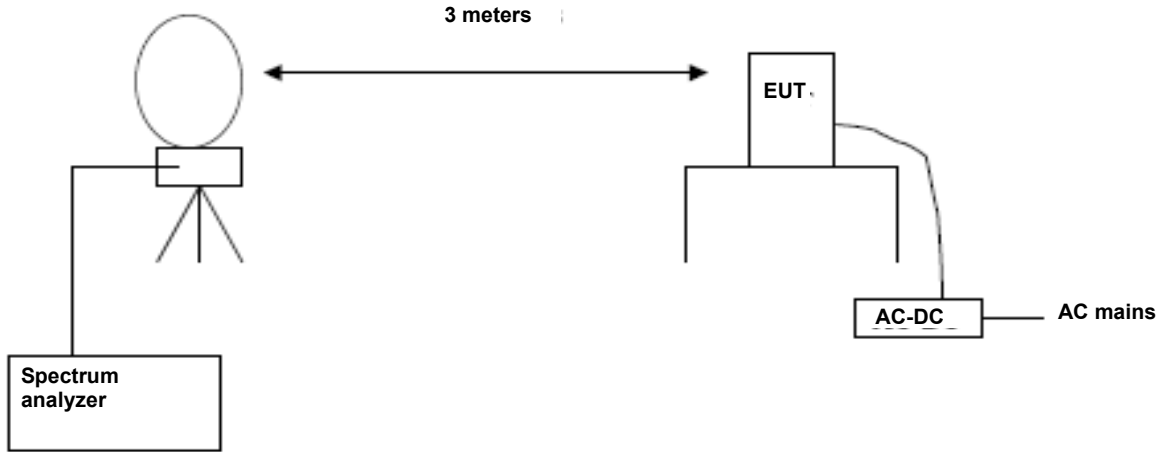
(e) The frequency tolerance of the carrier signal shall be maintained within +/- 0.01% of the operating frequency over a temperature variation of -20 degrees to +50 degrees C at normal supply voltage, and for a variation in the primary supply voltage from 85% to 115% of the rated supply voltage at a temperature of 20 degrees C. For battery operated equipment, the equipment tests shall be performed using a new battery.

(f) In the case of radio frequency powered tags designed to operate with a device authorized under this section, the tag may be approved with the device or be considered as a separate device subject to its own authorization. Powered tags approved with a device under a single application shall be labeled with the same identification number as the device.

FCC PT.15.247 TEST REPORT	FCC CERTIFICATION REPORT		www.hct.co.kr
Test Report No. HCTR1309FR15-2	Date of Issue: September 26, 2013	EUT Type: Cellular/PCS GSM/GPRS/EDGE Cellular WCDMA/HSDPA/HSUPA Phone with Bluetooth/WLAN/NFC	FCC ID: ZNFLGL22

8.1. RADIATED EMISSION 9 kHz – 30 MHz

Test Set-up



Test Procedure

The EUT was placed on a non-conductive table located on a large open test site. The loop antenna was placed at a location 3m from the EUT. Radiated emissions were measured with the loop antenna both parallel and perpendicular to the plane of the EUT loop antenna.

The limit is converted from microvolts/meter to decibel microvolts/meter. Sample Calculation:

Corrected Amplitude = Raw Amplitude(dB μ V/m) + ACF(dB) + Cable Loss(dB) – Distance Correction Factor

The spectrum analyzer is set to:

Frequency Range = 9 kHz ~ 1GHz

RBW = 9 kHz (9 kHz ~ 30MHz)
= 120 kHz (30 MHz ~ 1 GHz)

Trace Mode = max hold

Detector Mode = peak / Quasi-peak

Sweep time = auto

FCC PT.15.247 TEST REPORT		FCC CERTIFICATION REPORT		www.hct.co.kr
Test Report No. HCTR1309FR15-2	Date of Issue: September 26, 2013	EUT Type: Cellular/PCS GSM/GPRS/EDGE Cellular WCDMA/HSDPA/HSUPA Phone with Bluetooth/WLAN/NFC		FCC ID: ZNFLGL22



Test Results

13.553 MHz-13.567 MHz						
Frequency (MHz)	Read Level (dBuV)@3m	Ant.Factor+Cable Loss (dB/m)	Distance Correction (dB)	Result Level (dBuV/m)@30m	Limit (dBuV/m)@30m	Margin (dB)
13.560891	32.52(H)*	9.81	-40	2.33	84	81.67
13.560891	27.81(V)*	9.81	-40	-2.38	84	86.38

13.410 MHz-13.553 MHz and 13.567 MHz-13.710 MHz						
Frequency (MHz)	Read Level (dBuV)@3m	Ant.Factor+Cable Loss (dB/m)	Distance Correction (dB)	Result Level (dBuV/m)@30m	Limit (dBuV/m)@30m	Margin (dB)
13.5530	16.38	9.81	-40	-13.81	50.47	64.28
13.5670	22.96	9.81	-40	-7.23	50.47	57.70

13.110 MHz – 13.410 MHz and 13.710 MHz-14.010 MHz						
Frequency (MHz)	Read Level (dBuV)@3m	Ant.Factor+Cable Loss (dB/m)	Distance Correction (dB)	Result Level (dBuV/m)@30m	Limit (dBuV/m)@30m	Margin (dB)
13.3914	13.03	9.81	-40	-17.16	40.51	57.67
13.8930	12.23	9.81	-40	-17.96	40.51	58.47

9 kHz -30 MHz						
Frequency (MHz)	Read Level (dBuV)@3m	Ant.Factor+Cable Loss (dB/m)	Distance Correction (dB)	Result Level (dBuV/m)@30m	Limit (dBuV/m)@30m	Margin (dB)
13.1268	20.42	9.81	-40	-9.77	29.54	39.31
14.4417	20.88	9.81	-40	-9.31	29.54	38.85

FCC PT.15.247 TEST REPORT	FCC CERTIFICATION REPORT				www.hct.co.kr	
Test Report No. HCTR1309FR15-2	Date of Issue: September 26, 2013	EUT Type: Cellular/PCS GSM/GPRS/EDGE Cellular WCDMA/HSDPA/HSUPA Phone with Bluetooth/WLAN/NFC			FCC ID: ZNFGL22	



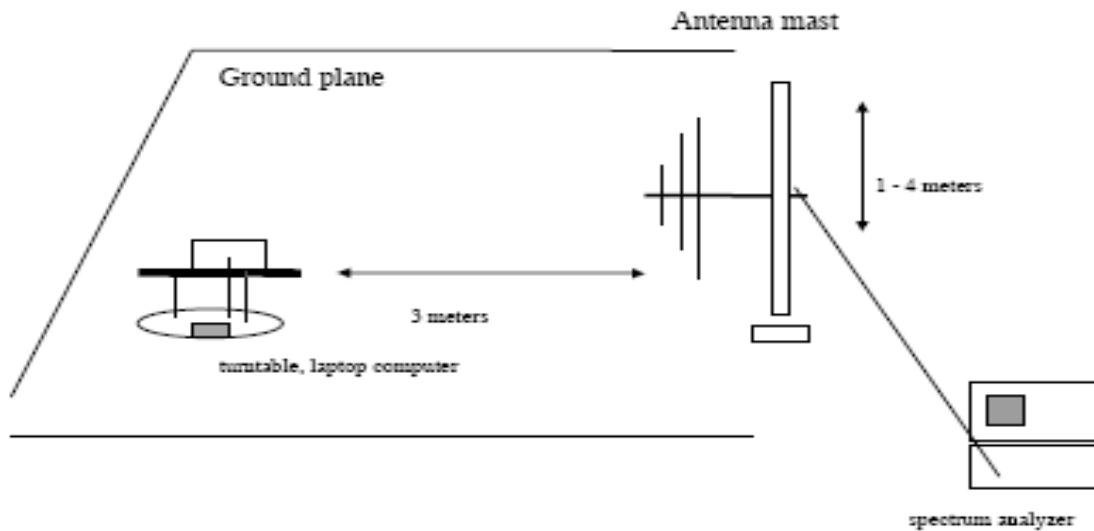
Note :

1. Distance Correction Below 30MHz = $40\log(3m/30m) = -40$ dB
Measurement Distance : 3 m (Below 30 MHz)
2. Factor = Antenna Factor + Cable Loss
3. Result Level = Read Level + Factor + Distance Correction
4. Margin = Limit – Result Level
5. (H)* and (V)* mean antenna polarization.
6. Worst case of operating mode is type A, analog mode and 106 kbps.

FCC PT.15.247 TEST REPORT	FCC CERTIFICATION REPORT		www.hct.co.kr
Test Report No. HCTR1309FR15-2	Date of Issue: September 26, 2013	EUT Type: Cellular/PCS GSM/GPRS/EDGE Cellular WCDMA/HSDPA/HSUPA Phone with Bluetooth/WLAN/NFC	FCC ID: ZNFLGL22

8.2. RADIATED EMISSION 30 MHz – 1000 MHz

Test Set-up



Test Procedures: Radiated emissions were measured according to ANSI C63.10.

The EUT was set to transmit at the highest output power.

The EUT was set 3 meter away from the measuring antenna.

Frequency	Reading	Ant. factor	Cable loss	Ant. POL	Total	Limit	Margin
Mhz	dB μ V	dB /m	dB	(H/V)	dB μ V/m	dB μ V/m	dB
35.76	22.21	12.3	0.5	V	35.07	40.0	4.93
37.56	22.34	12.6	0.5	V	35.49	40.0	4.51
40.49	21.08	13.0	0.6	H	34.67	40.0	5.33
44.09	20.48	13.4	0.6	H	34.44	40.0	5.56
74.32	20.64	10.8	0.9	H	32.26	40.0	7.74
145.42	22.95	12.8	1.2	H	36.95	43.5	6.55

Remark

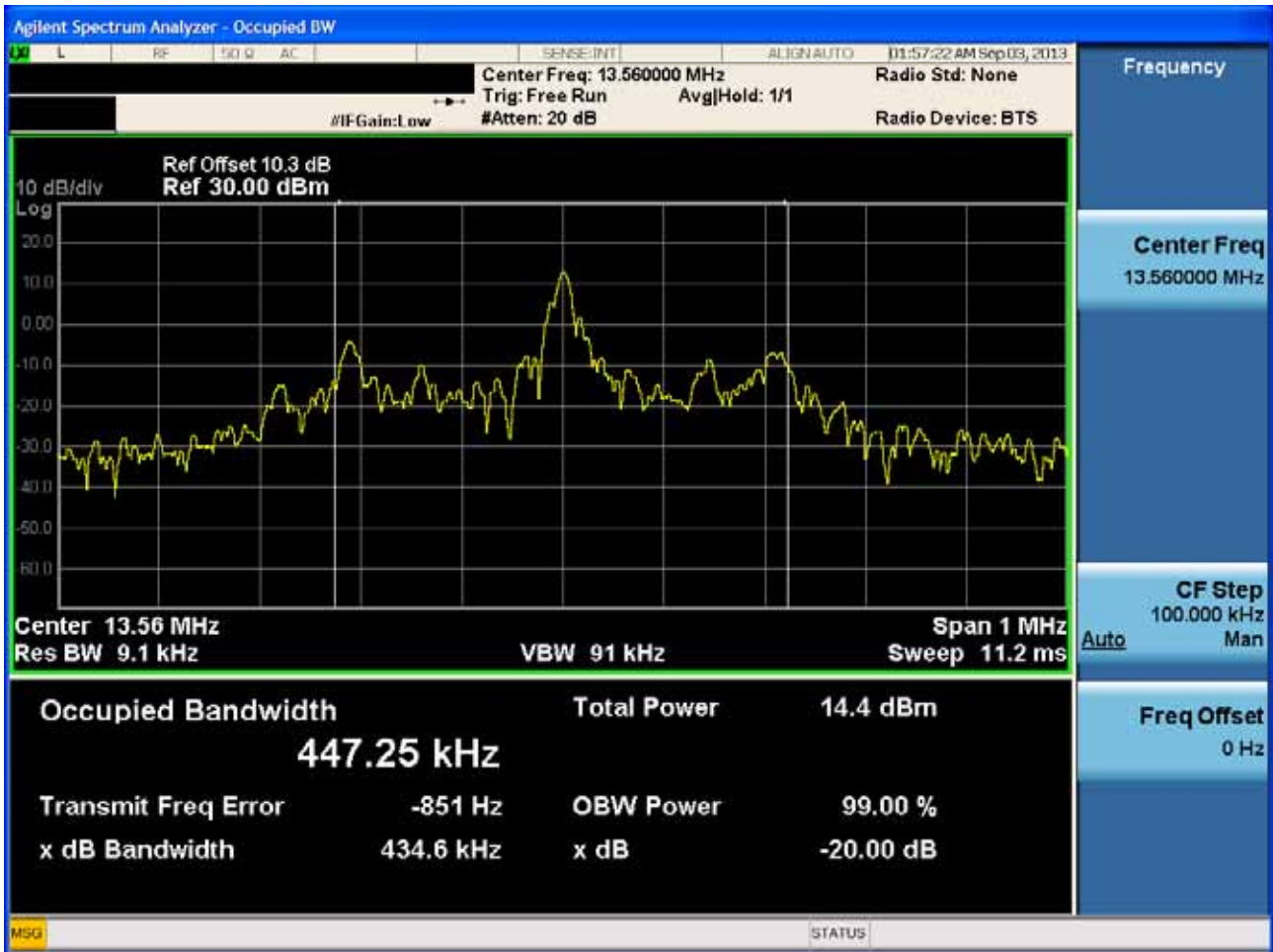
1. Result Level = Read Level + (Antenna Factor+ Cable Loss)
2. Margin = Limit – Result Level

9. EMISSION BANDWIDTH PLOT.

Requirement(s):

Test Set-up: The EUT was connected to a spectrum analyzer.

Test Procedure: The 20 dB bandwidth was measured by using a spectrum analyzer.



10. FREQUENCY TOLERANCE

Procedure: Part 15.225, ANSI 63.10

If required, the operating or transmitting frequency of an intentional radiator should be measured in accordance with the following procedure to ensure that the device operates outside certain precluded frequency bands and within the frequency range. No modulation needs to be supplied to the intentional radiator during these tests, unless modulation is required to produce an output, e.g., single-sideband suppressed carrier transmitters.

The frequency stability of the transmitter is measured by:

- a) Temperature: The temperature is varied from -20°C to + 50°C using an environmental chamber.
- b) For battery operated equipment, the equipment tests shall be performed using a new battery.

The frequency tolerance of the carrier signal shall be maintained within +/- 0.01% of the operating frequency.

Measurement Result:

VOLTAGE (%)	POWER	Temperature (°C)	Frequency (MHz)	Frequency Error (Hz)
100%	3.8 V	-20	13.560975	84
100%		-10	13.560946	55
100%		0	13.560925	34
100%		10	13.560906	15
100%		20	13.560891	0
100%		30	13.560861	-30
100%		40	13.560837	-54
100%		50	13.560820	-71

Notes:

- 1. The EUT is supplied with the fully re-charged battery.

11. POWERLINE CONDUCTE EMISSIONS

LIMIT

For an intentional radiator which is designed to be connected to the public utility (AC) power line, the radio frequency voltage that is conducted back onto the AC power line on any frequency or frequencies within the band 150 kHz to 30 MHz shall not exceed 250 microvolt (The limit decreases linearly with the logarithm of the frequency in the range 0.15 MHz to 0.50 MHz). The limits at specific frequency range is listed as follows:

Frequency Range (MHz)	Limits (dB μ V)	
	Quasi-peak	Average
0.15 to 0.50	66 to 56	56 to 46
0.50 to 5	56	46
5 to 30	60	50

Compliance with this provision shall be based on the measurement of the radio frequency voltage between each power line (LINE and NEUTRAL) and ground at the power terminals.

Test Configuration

See test photographs attached in Appendix 1 for the actual connections between EUT and support equipment.

TEST PROCEDURE

1. The EUT is placed on a wooden table 80 cm above the reference ground plane.
2. The EUT is connected via LISN to a test power supply.
3. The measurement results are obtained as described below:
4. Detectors – Quasi Peak and Average Detector.



Test Plots
Unterminated the Antenna
Conducted Emissions (Line 1)

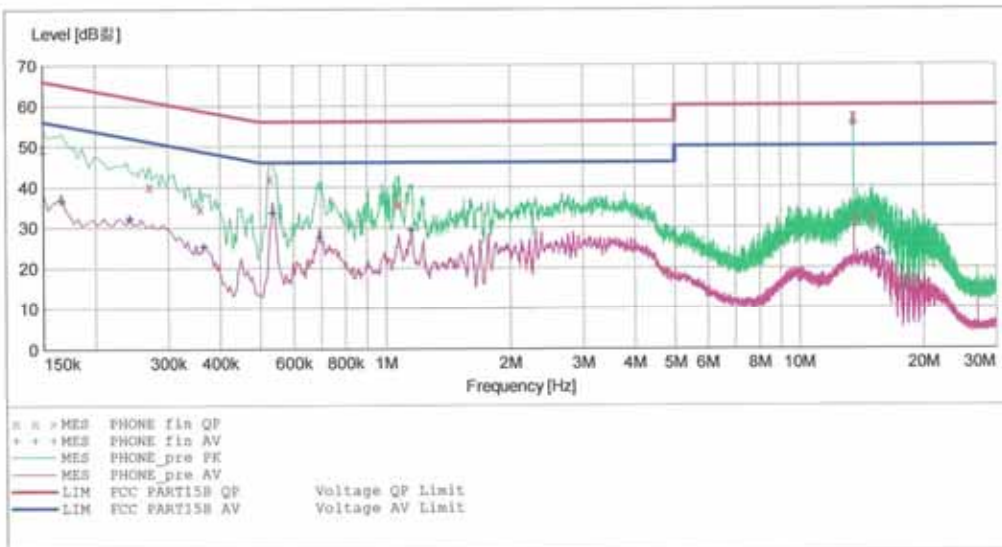
HCT

EMC

EUT: KS1204
 Manufacturer: LG
 Operating Condition: NFC MODE
 Test Site: SHIELD ROOM
 Operator: JC SHIN
 Test Specification: FCC PART15 B
 Comment: H(Underminated)

SCAN TABLE: "FCC CLASS B(H)"

Start Frequency	Stop Frequency	Step Width	Detector	Meas. Time	IF Bandw.	Transducer
150.0 kHz	500.0 kHz	4.0 kHz	MaxPeak	10.0 ms	9 kHz	None
500.0 kHz	5.0 MHz	4.0 kHz	Average	10.0 ms	9 kHz	None
5.0 MHz	30.0 MHz	4.0 kHz	MaxPeak	10.0 ms	9 kHz	None
			Average			



MEASUREMENT RESULT: "PHONE_fin_QP"

Frequency MHz	Level dBμV	Transd dB	Limit dBμV	Margin dB	Line	PE
0.150001	49.50	9.8	66	16.5	---	---
0.270001	40.10	9.8	61	21.0	---	---
0.358001	34.70	9.8	59	24.0	---	---
0.528000	42.00	9.8	56	14.0	---	---
1.060000	36.00	9.8	56	20.0	---	---
1.080000	35.70	9.8	56	20.3	---	---
13.560000	57.30	10.7	60	2.7	---	---
13.776000	32.50	10.7	60	27.5	---	---
15.012000	32.10	10.8	60	27.9	---	---

FCC PT.15.247 TEST REPORT	FCC CERTIFICATION REPORT		www.hct.co.kr
Test Report No. HCTR1309FR15-2	Date of Issue: September 26, 2013	EUT Type: Cellular/PCS GSM/GPRS/EDGE Cellular WCDMA/HSDPA/HSUPA Phone with Bluetooth/WLAN/NFC	FCC ID: ZNFLGL22

MEASUREMENT RESULT: "PHONE_fin AV"

2013-09-04 11:45오전

Frequency MHz	Level dB _{μV}	Transd dB	Limit dB _{μV}	Margin dB	Line	PE
0.166001	36.40	9.8	55	18.7	---	---
0.242001	32.00	9.8	52	20.0	---	---
0.366001	25.20	9.8	49	23.3	---	---
0.536000	33.50	9.8	46	12.5	---	---
0.696000	27.50	9.8	46	18.5	---	---
1.156000	29.30	9.9	46	16.7	---	---
13.560000	55.20	10.7	50	-5.2	---	---
15.480000	24.20	10.8	50	25.8	---	---
15.948000	23.00	10.8	50	27.0	---	---

FCC PT.15.247 TEST REPORT	FCC CERTIFICATION REPORT		www.hct.co.kr
Test Report No. HCTR1309FR15-2	Date of Issue: September 26, 2013	EUT Type: Cellular/PCS GSM/GPRS/EDGE Cellular WCDMA/HSDPA/HSUPA Phone with Bluetooth/WLAN/NFC	FCC ID: ZNFLGL22



Conducted Emissions (Line 2)

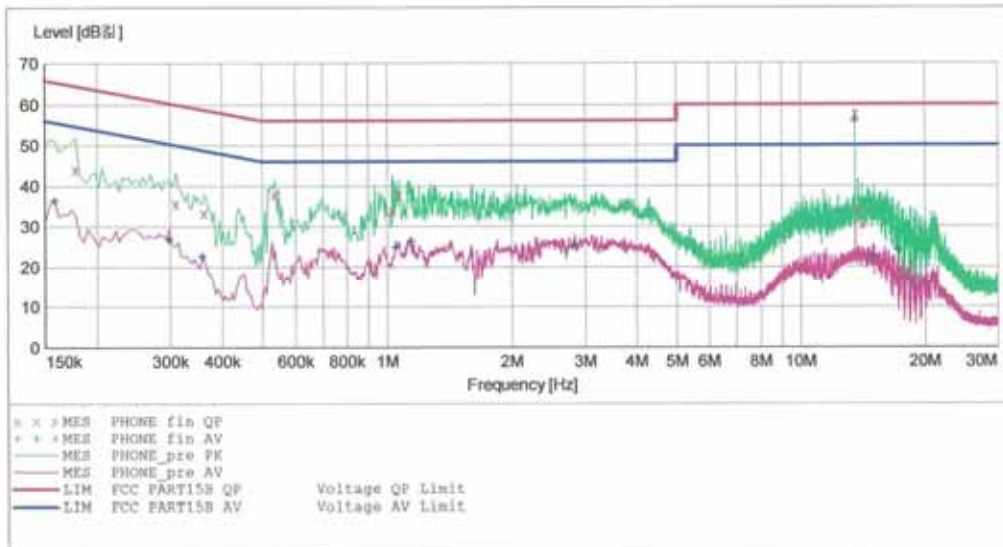
HCT

EMC

EUT: KS1204
 Manufacturer: LG
 Operating Condition: NFC MODE
 Test Site: SHIELD ROOM
 Operator: JC SHIN
 Test Specification: FCC PART15 B
 Comment: N(Underminated)

SCAN TABLE: "FCC CLASS B(N)"

Start Frequency	Stop Frequency	Step Width	Detector	Meas. Time	IF Bandw.	Transducer
150.0 kHz	500.0 kHz	4.0 kHz	KN22 CLASS B	10.0 ms	9 kHz	None
500.0 kHz	5.0 MHz	4.0 kHz	MaxPeak	10.0 ms	9 kHz	None
			Average			
5.0 MHz	30.0 MHz	4.0 kHz	MaxPeak	10.0 ms	9 kHz	None
			Average			



MEASUREMENT RESULT: "PHONE_fin QP"

2013-09-04 11:42오전

Frequency MHz	Level dBμV	Transd dB	Limit dBμV	Margin dB	Line	PE
0.178001	44.10	10.0	65	20.5	---	---
0.310001	35.60	10.0	60	24.4	---	---
0.362001	33.40	10.0	59	25.2	---	---
0.536000	37.70	10.0	56	18.3	---	---
1.032000	33.90	10.1	56	22.1	---	---
1.072000	37.80	10.1	56	18.2	---	---
13.560000	57.80	10.9	60	2.2	---	---
13.772000	34.40	11.0	60	25.6	---	---
14.108000	30.50	11.0	60	29.5	---	---

FCC PT.15.247 TEST REPORT	FCC CERTIFICATION REPORT		www.hct.co.kr
Test Report No. HCTR1309FR15-2	Date of Issue: September 26, 2013	EUT Type: Cellular/PCS GSM/GPRS/EDGE Cellular WCDMA/HSDPA/HSUPA Phone with Bluetooth/WLAN/NFC	FCC ID: ZNFLGL22

MEASUREMENT RESULT: "PHONE_fin AV"

2013-09-04 11:42오전

Frequency MHz	Level dB _{μV}	Transd dB	Limit dB _{μV}	Margin dB	Line	PE
0.158001	36.20	10.0	56	19.4	---	---
0.298001	26.60	10.0	50	23.7	---	---
0.358001	22.50	10.0	49	26.3	---	---
1.052000	24.60	10.1	46	21.4	---	---
1.144000	26.40	10.1	46	19.6	---	---
2.840000	25.50	10.2	46	20.5	---	---
13.560000	55.90	10.9	50	-5.9	---	---
14.944000	22.30	11.0	50	27.7	---	---
17.168000	23.90	11.1	50	26.1	---	---



**Terminated the Antenna
Conducted Emissions (Line 1)**

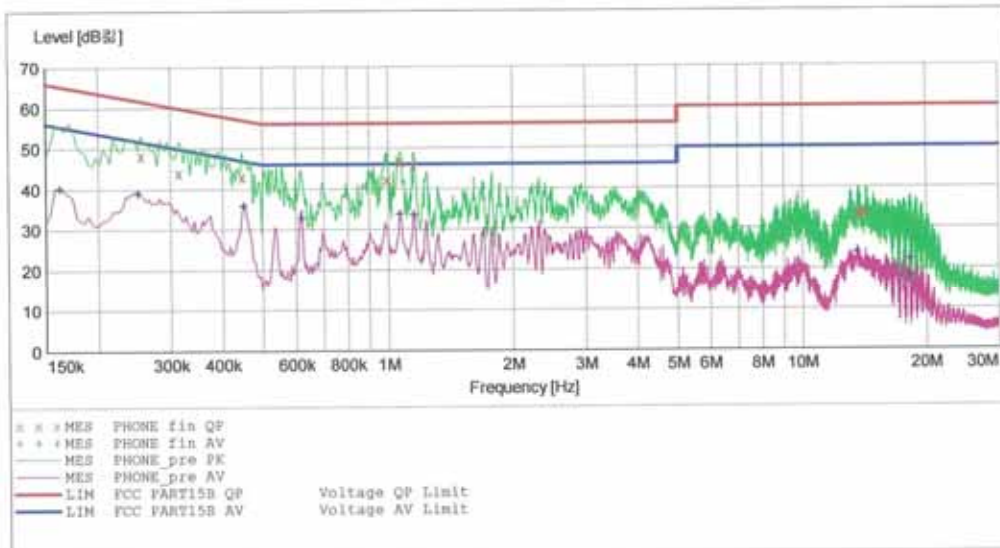
HCT

EMC

EUT: KS1204
 Manufacturer: LG
 Operating Condition: NFC MODE
 Test Site: SHIELD ROOM
 Operator: JC SHIN
 Test Specification: FCC PART15 B
 Comment: H(Terminated)

SCAN TABLE: "FCC CLASS B(H)"

Start Frequency	Stop Frequency	Step Width	Detector	Meas. Time	IF Bandw.	Transducer
150.0 kHz	500.0 kHz	4.0 kHz	MaxPeak	10.0 ms	9 kHz	None
500.0 kHz	5.0 MHz	4.0 kHz	Average	10.0 ms	9 kHz	None
5.0 MHz	30.0 MHz	4.0 kHz	MaxPeak	10.0 ms	9 kHz	None
			Average			



MEASUREMENT RESULT: "PHONE_fin QP"

Frequency MHz	Level dBμV	Transd dB	Limit dBμV	Margin dB	Line	PE
0.254001	48.20	9.8	62	13.4	---	---
0.314001	43.90	9.8	60	16.0	---	---
0.446001	42.90	9.8	57	14.0	---	---
0.996000	42.20	9.8	56	13.8	---	---
1.072000	46.50	9.8	56	9.5	---	---
1.156000	45.70	9.9	56	10.3	---	---
13.680000	33.10	10.7	60	26.9	---	---
13.764000	33.80	10.7	60	26.2	---	---
14.304000	33.90	10.7	60	26.1	---	---

FCC PT.15.247 TEST REPORT	FCC CERTIFICATION REPORT		www.hct.co.kr
Test Report No. HCTR1309FR15-2	Date of Issue: September 26, 2013	EUT Type: Cellular/PCS GSM/GPRS/EDGE Cellular WCDMA/HSDPA/HSUPA Phone with Bluetooth/WLAN/NFC	FCC ID: ZNFLGL22

MEASUREMENT RESULT: "PHONE_fin AV"

2013-09-04 2:26 오후

Frequency MHz	Level dB _{μV}	Transd dB	Limit dB _{μV}	Margin dB	Line	PE
0.162001	40.10	9.8	55	15.2	---	---
0.250001	38.80	9.8	52	12.9	---	---
0.450001	35.80	9.8	47	11.0	---	---
0.620000	32.80	9.8	46	13.2	---	---
1.068000	33.70	9.8	46	12.3	---	---
1.156000	33.50	9.9	46	12.5	---	---
13.592000	23.80	10.7	50	26.2	---	---
18.236000	22.10	10.9	50	27.9	---	---
18.316000	18.00	10.9	50	32.0	---	---

FCC PT.15.247 TEST REPORT	FCC CERTIFICATION REPORT		www.hct.co.kr
Test Report No. HCTR1309FR15-2	Date of Issue: September 26, 2013	EUT Type: Cellular/PCS GSM/GPRS/EDGE Cellular WCDMA/HSDPA/HSUPA Phone with Bluetooth/WLAN/NFC	FCC ID: ZNFLGL22



Conducted Emissions (Line 2)

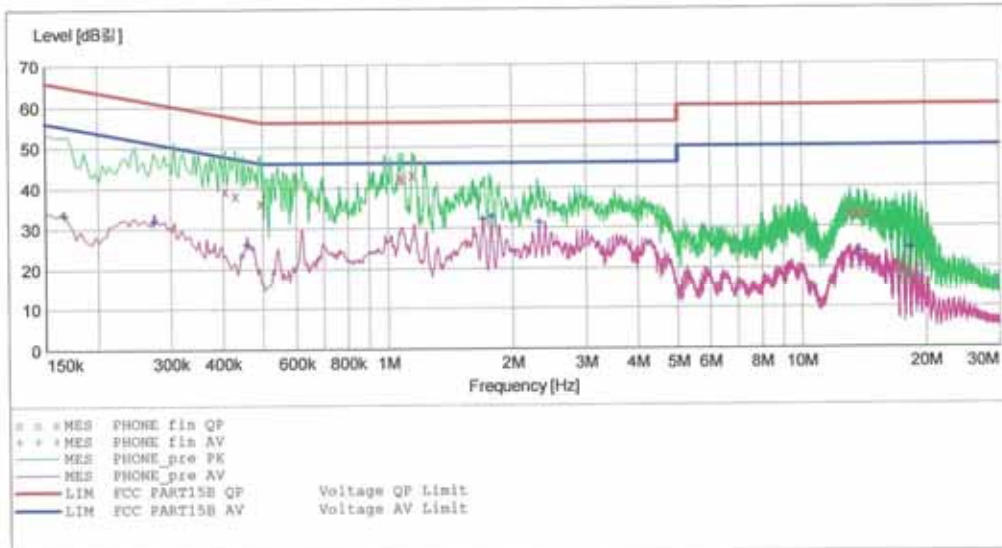
HCT

EMC

EUT: KS1204
 Manufacturer: LG
 Operating Condition: NFC MODE
 Test Site: SHIELD ROOM
 Operator: JC SHIN
 Test Specification: FCC PART15 B
 Comment: N(Terminated)

SCAN TABLE: "FCC CLASS B(N)"

Short Description:			KN22 CLASS B			
Start Frequency	Stop Frequency	Step Width	Detector	Meas. Time	IF Bandw.	Transducer
150.0 kHz	500.0 kHz	4.0 kHz	MaxPeak	10.0 ms	9 kHz	None
			Average			
500.0 kHz	5.0 MHz	4.0 kHz	MaxPeak	10.0 ms	9 kHz	None
			Average			
5.0 MHz	30.0 MHz	4.0 kHz	MaxPeak	10.0 ms	9 kHz	None
			Average			



MEASUREMENT RESULT: "PHONE_fin_QP"

2013-09-04 2:30 오후

Frequency MHz	Level dBμV	Transd dB	Limit dBμV	Margin dB	Line	PE
0.406001	39.30	10.0	58	18.4	---	---
0.430001	38.20	10.0	57	19.0	---	---
0.494001	36.20	10.0	56	19.9	---	---
1.068000	42.50	10.1	56	13.5	---	---
1.088000	42.10	10.1	56	13.9	---	---
1.152000	43.10	10.1	56	12.9	---	---
13.152000	33.10	10.9	60	26.9	---	---
13.688000	33.10	11.0	60	26.9	---	---
14.312000	33.60	11.0	60	26.4	---	---

FCC PT.15.247 TEST REPORT	FCC CERTIFICATION REPORT		www.hct.co.kr
Test Report No. HCTR1309FR15-2	Date of Issue: September 26, 2013	EUT Type: Cellular/PCS GSM/GPRS/EDGE Cellular WCDMA/HSDPA/HSUPA Phone with Bluetooth/WLAN/NFC	FCC ID: ZNFGL22

MEASUREMENT RESULT: "PHONE_fin AV"

2013-09-04 2:30 오후

Frequency MHz	Level dBμV	Transd dB	Limit dBμV	Margin dB	Line	PE
0.166001	33.20	10.0	55	21.9	---	---
0.274001	31.80	10.0	51	19.2	---	---
0.458001	26.10	10.0	47	20.6	---	---
1.700000	32.00	10.1	46	14.0	---	---
1.780000	32.70	10.1	46	13.3	---	---
2.324000	31.20	10.2	46	14.8	---	---
13.772000	23.80	11.0	50	26.2	---	---
18.260000	24.50	11.2	50	25.5	---	---
18.336000	24.80	11.2	50	25.2	---	---

FCC PT.15.247 TEST REPORT	FCC CERTIFICATION REPORT		www.hct.co.kr
Test Report No. HCTR1309FR15-2	Date of Issue: September 26, 2013	EUT Type: Cellular/PCS GSM/GPRS/EDGE Cellular WCDMA/HSDPA/HSUPA Phone with Bluetooth/WLAN/NFC	FCC ID: ZNFLGL22



12. LIST OF TEST EQUIPMENT

Manufacturer	Model / Equipment	Calibration Interval	Calibration Due	Serial No.
Rohde & Schwarz	ENV216/ LISN	Annual	02/06/2014	100073
Schwarzbeck	VULB 9160/ TRILOG Antenna	Biennial	12/17/2014	3150
Rohde & Schwarz	ESI 40 / EMI TEST RECEIVER	Annual	04/16/2014	831564103
Agilent	E4440A/ Spectrum Analyzer	Annual	04/25/2014	US45303008
Agilent	N9020A/ SIGNAL ANALYZER	Annual	05/14/2014	MY51110063
HD	MA240/ Antenna Position Tower	N/A	N/A	556
EMCO	1050/ Turn Table	N/A	N/A	114
HD GmbH	HD 100/ Controller	N/A	N/A	13
HD GmbH	KMS 560/ SlideBar	N/A	N/A	12
Rohde & Schwarz	SCU-18/ Signal Conditioning Unit	Annual	09/10/2014	10094
MITEQ	AMF-6B-180265-35-10P / POWER AMP	Annual	04/16/2014	667624
CERNEX	CBL26405040 / POWER AMP	Annual	04/16/2014	19660
Schwarzbeck	BBHA 9120D/ Horn Antenna	Biennial	10/17/2013	937
Schwarzbeck	BBHA9170 / Horn Antenna(15 GHz ~ 40 GHz)	Biennial	10/30/2014	BBHA9170124
Rohde & Schwarz	FSP / Spectrum Analyzer	Annual	02/08/2014	839117/011
Agilent	N1911A/Power Meter	Annual	01/22/2014	MY45100523
Agilent	N1921A /POWER SENSOR	Annual	07/11/2014	MY45241059
Wainwright Instrument	WHF3.0/18G-10EF / High Pass Filter	Annual	02/08/2014	F6
Wainwright Instrument	WHNX6.0/26.5G-6SS / High Pass Filter	Annual	04/16/2014	1
Wainwright Instrument	WHNX7.0/18G-8SS / High Pass Filter	Annual	04/16/2014	29
Wainwright Instrument	WRCJ2400/2483.5-2370/2520-60/14SS / Band Reject Filter	Annual	03/19/2014	1
Hewlett Packard	11636B/Power Divider	Annual	11/07/2013	11377
Agilent	87300B/Directional Coupler	Annual	12/24/2013	3116A03621
Hewlett Packard	11667B / Power Splitter	Annual	05/29/2014	05001
DIGITAL	EP-3010 /DC POWER SUPPLY	Annual	11/07/2013	3110117
ITECH	IT6720 / DC POWER SUPPLY	Annual	11/07/2013	010002156287001199
TESCOM	TC-3000C / BLUETOOTH TESTER	Annual	04/24/2014	3000C000276
Rohde & Schwarz	CBT / BLUETOOTH TESTER	Annual	04/25/2014	100422
EMCO	6502.LOOP ANTENNA	Biennial	01/11/2014	9009-2536
CERNEX	CBLU1183540 / POWER AMP	Annual	07/24/2014	21691
Agilent	8493C / Attenuator(10 dB)	Annual	07/24/2014	76649
WEINSCHL	2-3 / Attenuator(3 dB)	Annual	11/07/2013	BR0617

FCC PT.15.247 TEST REPORT	FCC CERTIFICATION REPORT			www.hct.co.kr
Test Report No. HCTR1309FR15-2	Date of Issue: September 26, 2013	EUT Type: Cellular/PCS GSM/GPRS/EDGE Cellular WCDMA/HSDPA/HSUPA Phone with Bluetooth/WLAN/NFC		FCC ID: ZNFLGL22