




## 17. TEST PHOTOGRAPHS

See following Attached Pages for setup photographs.



<b>FCC ID:</b> ZNFLG530G	 <b>PCTEST</b> ENGINEERING LABORATORY, INC.	<b>HAC (RF EMISSIONS) TEST REPORT</b>	 <b>LG</b>	<b>Reviewed by:</b> Quality Manager
<b>Filename:</b> 0Y1205110680.ZNF	<b>Test Dates:</b> May 24-30, 2012	<b>EUT Type:</b> Portable Handset	Page 79 of 81	



**Figure 17-1**  
**Ear Reference Point HAC Phantom Alignment**



**Figure 17-2**  
**HAC Phantom Plane Alignment**

FCC ID: ZNFLG530G		HAC (RF EMISSIONS) TEST REPORT	 LG Reviewed by: Quality Manager
Filename: OY1205110680.ZNF	Test Dates: May 24-30, 2012	EUT Type: Portable Handset	Page 80 of 81

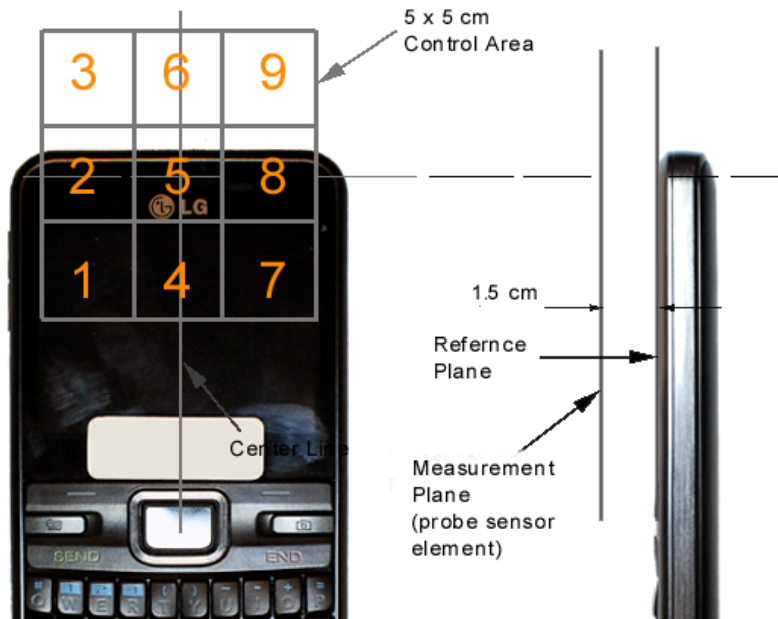




Figure 17-3 5x5 Scan grid above WD



Figure 17-4 E-Field WD Scan overlay



Figure 17-5 H-Field WD Scan overlay

FCC ID: ZNFLG530G	 PCTEST ENGINEERING LABORATORY, INC.	HAC (RF EMISSIONS) TEST REPORT	 LG	Reviewed by: Quality Manager
Filename: OY1205110680.ZNF	Test Dates: May 24-30, 2012	EUT Type: Portable Handset		Page 81 of 81