





APPENDIX D: SAR TEST SETUP PHOTOGRAPHS



FCC ID: ZNFLG530G	 PCTEST ENGINEERING LABORATORY, INC.	SAR EVALUATION REPORT	 LG	Reviewed by: Quality Manager
Test Dates: 05/15/12 - 05/19/12	DUT Type: Portable Handset			Page D1 of D4



SAR Test Setup Photo 1 – Right Touch




SAR Test Setup Photo 2 – Right Tilt



FCC ID: ZNFLG530G		SAR EVALUATION REPORT		Reviewed by: Quality Manager
Test Dates: 05/15/12 - 05/19/12	DUT Type: Portable Handset			Page D2 of D4



SAR Test Setup Photo 3 – Left Touch





SAR Test Setup Photo 4 – Left Tilt

FCC ID: ZNFLG530G		SAR EVALUATION REPORT		Reviewed by: Quality Manager
Test Dates: 05/15/12 - 05/19/12	DUT Type: Portable Handset			Page D3 of D4



SAR Test Setup Photo 5 – Body worn Back side at 1.5 cm.

Note: Headset Cable is connected to the device during body-worn SAR assessment, as seen above.

FCC ID: ZNFLG530G		SAR EVALUATION REPORT		Reviewed by: Quality Manager
Test Dates: 05/15/12 - 05/19/12	DUT Type: Portable Handset			Page D4 of D4