

Test Laboratory: UL CCS SAR Lab C

**GSM 850**

Communication System: GPRS-FDD (TDMA, GMSK, 1 slot); Frequency: 824.4 MHz; Duty Cycle: 1:8.00018

Phantom section: RF Section

DASY4 Configuration:

- Probe: H3DV6 - SN6324; ; Calibrated: 4/11/2011

- Sensor-Surface: (Fix Surface)

- Electronics: DAE3 Sn500; Calibrated: 7/14/2011

- Phantom: HAC Test Arch with AMCC; Type: SD HAC P01 BB

- Measurement SW: DASY52, Version 52.8 (0); SEMCAD X Version 14.4.5 (3634)

**H-Field/L ch/Hearing Aid Compatibility Test (101x101x1):** Measurement grid: dx=5mm, dy=5mm

Maximum value of peak Total field = 0.253 A/m

Probe Modulation Factor = 2.790


Device Reference Point: 0, 0, -6.3 mm

Reference Value = 0.073 A/m; Power Drift = 0.03 dB

**Hearing Aid Near-Field Category: M4 (AWF -5 dB)**

Peak H-field in A/m

Grid 1 <b>0.353 M4</b>	Grid 2 <b>0.253 M4</b>	Grid 3 <b>0.149 M4</b>
Grid 4 <b>0.352 M4</b>	Grid 5 <b>0.250 M4</b>	Grid 6 <b>0.149 M4</b>
Grid 7 <b>0.350 M4</b>	Grid 8 <b>0.241 M4</b>	Grid 9 <b>0.146 M4</b>



Test Laboratory: UL CCS SAR Lab C

**GSM 850**

Communication System: GPRS-FDD (TDMA, GMSK, 1 slot); Frequency: 836.6 MHz; Duty Cycle: 1:8.00018

Phantom section: RF Section

DASY4 Configuration:

- Probe: H3DV6 - SN6324; ; Calibrated: 4/11/2011
- Sensor-Surface: (Fix Surface)
- Electronics: DAE3 Sn500; Calibrated: 7/14/2011
- Phantom: HAC Test Arch with AMCC; Type: SD HAC P01 BB
- Measurement SW: DASY52, Version 52.8 (0); SEMCAD X Version 14.4.5 (3634)

**H-Field/M ch/Hearing Aid Compatibility Test (101x101x1):** Measurement grid: dx=5mm, dy=5mm

Maximum value of peak Total field = 0.268 A/m

Probe Modulation Factor = 2.790


Device Reference Point: 0, 0, -6.3 mm

Reference Value = 0.077 A/m; Power Drift = -0.03 dB

**Hearing Aid Near-Field Category: M4 (AWF -5 dB)**

Peak H-field in A/m

Grid 1 <b>0.375 M4</b>	Grid 2 <b>0.268 M4</b>	Grid 3 <b>0.158 M4</b>
Grid 4 <b>0.373 M4</b>	Grid 5 <b>0.265 M4</b>	Grid 6 <b>0.157 M4</b>
Grid 7 <b>0.366 M4</b>	Grid 8 <b>0.252 M4</b>	Grid 9 <b>0.151 M4</b>



Test Laboratory: UL CCS SAR Lab C

**GSM 850**

Communication System: GPRS-FDD (TDMA, GMSK, 1 slot); Frequency: 848.8 MHz; Duty Cycle: 1:8.00018

Phantom section: RF Section

DASY4 Configuration:

- Probe: H3DV6 - SN6324; ; Calibrated: 4/11/2011
- Sensor-Surface: (Fix Surface)
- Electronics: DAE3 Sn500; Calibrated: 7/14/2011
- Phantom: HAC Test Arch with AMCC; Type: SD HAC P01 BB
- Measurement SW: DASY52, Version 52.8 (0); SEMCAD X Version 14.4.5 (3634)

**H-Field/H ch/Hearing Aid Compatibility Test (101x101x1):** Measurement grid: dx=5mm, dy=5mm

Maximum value of peak Total field = 0.296 A/m

Probe Modulation Factor = 2.790


Device Reference Point: 0, 0, -6.3 mm

Reference Value = 0.084 A/m; Power Drift = -0.03 dB

**Hearing Aid Near-Field Category: M4 (AWF -5 dB)**

Peak H-field in A/m

Grid 1 <b>0.416 M4</b>	Grid 2 <b>0.296 M4</b>	Grid 3 <b>0.178 M4</b>
Grid 4 <b>0.410 M4</b>	Grid 5 <b>0.291 M4</b>	Grid 6 <b>0.176 M4</b>
Grid 7 <b>0.401 M4</b>	Grid 8 <b>0.274 M4</b>	Grid 9 <b>0.166 M4</b>



Test Laboratory: UL CCS SAR Lab C

**GSM 1900**

Communication System: GPRS-FDD (TDMA, GMSK, 1 slot); Frequency: 1850.2 MHz; Duty Cycle: 1:8.00018

Phantom section: RF Section

DASY4 Configuration:

- Probe: H3DV6 - SN6324; ; Calibrated: 4/11/2011
- Sensor-Surface: (Fix Surface)
- Electronics: DAE3 Sn500; Calibrated: 7/14/2011
- Phantom: HAC Test Arch with AMCC; Type: SD HAC P01 BB
- Measurement SW: DASY52, Version 52.8 (0); SEMCAD X Version 14.4.5 (3634)

**H-Field/L ch/Hearing Aid Compatibility Test (101x101x1):** Measurement grid: dx=5mm, dy=5mm

Maximum value of peak Total field = 0.153 A/m

Probe Modulation Factor = 2.840


Device Reference Point: 0, 0, -6.3 mm

Reference Value = 0.044 A/m; Power Drift = 0.05 dB

**Hearing Aid Near-Field Category: M3 (AWF -5 dB)**

Peak H-field in A/m

Grid 1 <b>0.192 M3</b>	Grid 2 <b>0.153 M3</b>	Grid 3 <b>0.108 M4</b>
Grid 4 <b>0.186 M3</b>	Grid 5 <b>0.150 M3</b>	Grid 6 <b>0.103 M4</b>
Grid 7 <b>0.158 M3</b>	Grid 8 <b>0.129 M4</b>	Grid 9 <b>0.086 M4</b>



Test Laboratory: UL CCS SAR Lab C

**GSM 1900**

Communication System: GPRS-FDD (TDMA, GMSK, 1 slot); Frequency: 1880 MHz; Duty Cycle: 1:8.00018

Phantom section: RF Section

DASY4 Configuration:

- Probe: H3DV6 - SN6324; ; Calibrated: 4/11/2011
- Sensor-Surface: (Fix Surface)
- Electronics: DAE3 Sn500; Calibrated: 7/14/2011
- Phantom: HAC Test Arch with AMCC; Type: SD HAC P01 BB
- Measurement SW: DASY52, Version 52.8 (0); SEMCAD X Version 14.4.5 (3634)

**H-Field/M ch/Hearing Aid Compatibility Test (101x101x1):** Measurement grid: dx=5mm, dy=5mm

Maximum value of peak Total field = 0.157 A/m

Probe Modulation Factor = 2.840


Device Reference Point: 0, 0, -6.3 mm

Reference Value = 0.046 A/m; Power Drift = -0.04 dB

**Hearing Aid Near-Field Category: M3 (AWF -5 dB)**

Peak H-field in A/m

Grid 1 <b>0.191 M3</b>	Grid 2 <b>0.157 M3</b>	Grid 3 <b>0.113 M4</b>
Grid 4 <b>0.185 M3</b>	Grid 5 <b>0.155 M3</b>	Grid 6 <b>0.109 M4</b>
Grid 7 <b>0.161 M3</b>	Grid 8 <b>0.136 M4</b>	Grid 9 <b>0.093 M4</b>



Test Laboratory: UL CCS SAR Lab C

**GSM 1900**

Communication System: GPRS-FDD (TDMA, GMSK, 1 slot); Frequency: 1909.8 MHz; Duty Cycle: 1:8.00018

Phantom section: RF Section

DASY4 Configuration:

- Probe: H3DV6 - SN6324; ; Calibrated: 4/11/2011
- Sensor-Surface: (Fix Surface)
- Electronics: DAE3 Sn500; Calibrated: 7/14/2011
- Phantom: HAC Test Arch with AMCC; Type: SD HAC P01 BB
- Measurement SW: DASY52, Version 52.8 (0); SEMCAD X Version 14.4.5 (3634)

**H-Field/H ch/Hearing Aid Compatibility Test (101x101x1):** Measurement grid: dx=5mm, dy=5mm

Maximum value of peak Total field = 0.158 A/m

Probe Modulation Factor = 2.840


Device Reference Point: 0, 0, -6.3 mm

Reference Value = 0.046 A/m; Power Drift = -0.02 dB

**Hearing Aid Near-Field Category: M3 (AWF -5 dB)**

Peak H-field in A/m

Grid 1 <b>0.194 M3</b>	Grid 2 <b>0.158 M3</b>	Grid 3 <b>0.117 M4</b>
Grid 4 <b>0.189 M3</b>	Grid 5 <b>0.156 M3</b>	Grid 6 <b>0.110 M4</b>
Grid 7 <b>0.163 M3</b>	Grid 8 <b>0.135 M4</b>	Grid 9 <b>0.092 M4</b>



Test Laboratory: UL CCS SAR Lab C

**W-CDMA band V**

Communication System: UMTS-FDD (WCDMA); Frequency: 826.4 MHz; Duty Cycle: 1:1

Phantom section: RF Section

DASY4 Configuration:

- Probe: H3DV6 - SN6324; ; Calibrated: 4/11/2011
- Sensor-Surface: (Fix Surface)
- Electronics: DAE3 Sn500; Calibrated: 7/14/2011
- Phantom: HAC Test Arch with AMCC; Type: SD HAC P01 BB
- Measurement SW: DASY52, Version 52.8 (0); SEMCAD X Version 14.4.5 (3634)

**H-Field, R99 RMC 12.2kbps/L ch/Hearing Aid Compatibility Test (101x101x1):**

Measurement grid: dx=5mm, dy=5mm

Maximum value of peak Total field = 0.093 A/m

Probe Modulation Factor = 0.900


Device Reference Point: 0, 0, -6.3 mm

Reference Value = 0.083 A/m; Power Drift = 0.05 dB

**Hearing Aid Near-Field Category: M4 (AWF 0 dB)**

Peak H-field in A/m

Grid 1 <b>0.128 M4</b>	Grid 2 <b>0.093 M4</b>	Grid 3 <b>0.055 M4</b>
Grid 4 <b>0.127 M4</b>	Grid 5 <b>0.092 M4</b>	Grid 6 <b>0.055 M4</b>
Grid 7 <b>0.127 M4</b>	Grid 8 <b>0.089 M4</b>	Grid 9 <b>0.054 M4</b>



Test Laboratory: UL CCS SAR Lab C

**W-CDMA band V**

Communication System: UMTS-FDD (WCDMA); Frequency: 836.6 MHz; Duty Cycle: 1:1

Phantom section: RF Section

DASY4 Configuration:

- Probe: H3DV6 - SN6324; ; Calibrated: 4/11/2011
- Sensor-Surface: (Fix Surface)
- Electronics: DAE3 Sn500; Calibrated: 7/14/2011
- Phantom: HAC Test Arch with AMCC; Type: SD HAC P01 BB
- Measurement SW: DASY52, Version 52.8 (0); SEMCAD X Version 14.4.5 (3634)

**H-Field, R99 RMC 12.2kbps/M ch/Hearing Aid Compatibility Test (101x101x1):**

Measurement grid: dx=5mm, dy=5mm

Maximum value of peak Total field = 0.083 A/m

Probe Modulation Factor = 0.900


Device Reference Point: 0, 0, -6.3 mm

Reference Value = 0.074 A/m; Power Drift = 0.03 dB

**Hearing Aid Near-Field Category: M4 (AWF 0 dB)**

Peak H-field in A/m

Grid 1 <b>0.114 M4</b>	Grid 2 <b>0.083 M4</b>	Grid 3 <b>0.050 M4</b>
Grid 4 <b>0.113 M4</b>	Grid 5 <b>0.082 M4</b>	Grid 6 <b>0.049 M4</b>
Grid 7 <b>0.112 M4</b>	Grid 8 <b>0.078 M4</b>	Grid 9 <b>0.047 M4</b>





Test Laboratory: UL CCS SAR Lab C

**W-CDMA band V**

Communication System: UMTS-FDD (WCDMA); Frequency: 846.6 MHz; Duty Cycle: 1:1

Phantom section: RF Section

DASY4 Configuration:

- Probe: H3DV6 - SN6324; ; Calibrated: 4/11/2011
- Sensor-Surface: (Fix Surface)
- Electronics: DAE3 Sn500; Calibrated: 7/14/2011
- Phantom: HAC Test Arch with AMCC; Type: SD HAC P01 BB
- Measurement SW: DASY52, Version 52.8 (0);SEMCAD X Version 14.4.5 (3634)

**H-Field, R99 RMC 12.2kbps/H ch/Hearing Aid Compatibility Test (101x101x1):**

Measurement grid: dx=5mm, dy=5mm

Maximum value of peak Total field = 0.097 A/m

Probe Modulation Factor = 0.900


Device Reference Point: 0, 0, -6.3 mm

Reference Value = 0.087 A/m; Power Drift = -0.06 dB

**Hearing Aid Near-Field Category: M4 (AWF 0 dB)**

Peak H-field in A/m

Grid 1 <b>0.134 M4</b>	Grid 2 <b>0.097 M4</b>	Grid 3 <b>0.060 M4</b>
Grid 4 <b>0.132 M4</b>	Grid 5 <b>0.095 M4</b>	Grid 6 <b>0.059 M4</b>
Grid 7 <b>0.131 M4</b>	Grid 8 <b>0.091 M4</b>	Grid 9 <b>0.056 M4</b>



Test Laboratory: UL CCS SAR Lab C

**W-CDMA band II**

Communication System: UMTS-FDD (WCDMA); Frequency: 1852.4 MHz; Duty Cycle: 1:1

Phantom section: RF Section

DASY4 Configuration:

- Probe: H3DV6 - SN6324; ; Calibrated: 4/11/2011
- Sensor-Surface: (Fix Surface)
- Electronics: DAE3 Sn500; Calibrated: 7/14/2011
- Phantom: HAC Test Arch with AMCC; Type: SD HAC P01 BB
- Measurement SW: DASY52, Version 52.8 (0); SEMCAD X Version 14.4.5 (3634)

**H-Field, R99 RMC 12.2kbps/L ch/Hearing Aid Compatibility Test (101x101x1):**

Measurement grid: dx=5mm, dy=5mm

Maximum value of peak Total field = 0.083 A/m

Probe Modulation Factor = 0.950


Device Reference Point: 0, 0, -6.3 mm

Reference Value = 0.070 A/m; Power Drift = 0.03 dB

**Hearing Aid Near-Field Category: M4 (AWF 0 dB)**

Peak H-field in A/m

Grid 1 <b>0.105 M4</b>	Grid 2 <b>0.083 M4</b>	Grid 3 <b>0.058 M4</b>
Grid 4 <b>0.099 M4</b>	Grid 5 <b>0.081 M4</b>	Grid 6 <b>0.055 M4</b>
Grid 7 <b>0.085 M4</b>	Grid 8 <b>0.069 M4</b>	Grid 9 <b>0.046 M4</b>



Test Laboratory: UL CCS SAR Lab C

**W-CDMA band II**

Communication System: UMTS-FDD (WCDMA); Frequency: 1880 MHz; Duty Cycle: 1:1

Phantom section: RF Section

DASY4 Configuration:

- Probe: H3DV6 - SN6324; ; Calibrated: 4/11/2011
- Sensor-Surface: (Fix Surface)
- Electronics: DAE3 Sn500; Calibrated: 7/14/2011
- Phantom: HAC Test Arch with AMCC; Type: SD HAC P01 BB
- Measurement SW: DASY52, Version 52.8 (0); SEMCAD X Version 14.4.5 (3634)

**H-Field, R99 RMC 12.2kbps/M ch/Hearing Aid Compatibility Test (101x101x1):**

Measurement grid: dx=5mm, dy=5mm

Maximum value of peak Total field = 0.085 A/m

Probe Modulation Factor = 0.950


Device Reference Point: 0, 0, -6.3 mm

Reference Value = 0.075 A/m; Power Drift = 0.07 dB

**Hearing Aid Near-Field Category: M4 (AWF 0 dB)**

Peak H-field in A/m

Grid 1 <b>0.104 M4</b>	Grid 2 <b>0.085 M4</b>	Grid 3 <b>0.062 M4</b>
Grid 4 <b>0.100 M4</b>	Grid 5 <b>0.084 M4</b>	Grid 6 <b>0.060 M4</b>
Grid 7 <b>0.087 M4</b>	Grid 8 <b>0.073 M4</b>	Grid 9 <b>0.050 M4</b>



Test Laboratory: UL CCS SAR Lab C

**W-CDMA band II**

Communication System: UMTS-FDD (WCDMA); Frequency: 1907.6 MHz; Duty Cycle: 1:1

Phantom section: RF Section

DASY4 Configuration:

- Probe: H3DV6 - SN6324; ; Calibrated: 4/11/2011
- Sensor-Surface: (Fix Surface)
- Electronics: DAE3 Sn500; Calibrated: 7/14/2011
- Phantom: HAC Test Arch with AMCC; Type: SD HAC P01 BB
- Measurement SW: DASY52, Version 52.8 (0); SEMCAD X Version 14.4.5 (3634)

**H-Field, R99 RMC 12.2kbps/H ch/Hearing Aid Compatibility Test (101x101x1):**

Measurement grid: dx=5mm, dy=5mm

Maximum value of peak Total field = 0.091 A/m

Probe Modulation Factor = 0.950

Device Reference Point: 0, 0, -6.3 mm

Reference Value = 0.079 A/m; Power Drift = -0.02 dB

**Hearing Aid Near-Field Category: M4 (AWF 0 dB)**

Peak H-field in A/m

Grid 1 <b>0.111 M4</b>	Grid 2 <b>0.091 M4</b>	Grid 3 <b>0.067 M4</b>
Grid 4 <b>0.106 M4</b>	Grid 5 <b>0.089 M4</b>	Grid 6 <b>0.063 M4</b>
Grid 7 <b>0.092 M4</b>	Grid 8 <b>0.077 M4</b>	Grid 9 <b>0.053 M4</b>

