





APPENDIX A: SAR TEST SETUP PHOTOGRAPHS



FCC ID: ZNFLG430G		SAR COMPLIANCE REPORT		Reviewed by: Quality Manager
Test Dates: 06/02/11 - 06/23/11	EUT Type: 850/1900 GSM/GPRS/EDGE RX Phone with Bluetooth	Page i of iii		



SAR Test Setup Photo 1 – Mouth-Jaw at 2.0 cm



SAR Test Setup Photo 2 – Right Tilt

FCC ID: ZNFLG430G	 PCTEST ENGINEERING LABORATORY, INC.	SAR COMPLIANCE REPORT	 LG	Reviewed by: Quality Manager
Test Dates: 06/02/11 - 06/23/11	EUT Type: 850/1900 GSM/GPRS/EDGE RX Phone with Bluetooth			Page ii of iii
© 2011 PCTEST Engineering Laboratory, Inc.				REV 9.1M 06/02/2011





SAR Test Setup Photo 3 – Left Tilt



SAR Test Setup Photo 4 – Body Back at 2.0 cm

Note: Headset Cable is connected to the device during Body SAR assessment, as seen above.

FCC ID: ZNFLG430G	 PCTEST ENGINEERING LABORATORY, INC.	SAR COMPLIANCE REPORT	 LG	Reviewed by: Quality Manager
Test Dates: 06/02/11 - 06/23/11	EUT Type: 850/1900 GSM/GPRS/EDGE RX Phone with Bluetooth			Page iii of iii
© 2011 PCTEST Engineering Laboratory, Inc.				REV 9.1M 06/02/2011