

APPENDIX D: SAR TEST SETUP PHOTOGRAPHS

FCC ID: ZNFL85C	 PCTEST ENGINEERING LABORATORY, INC.	SAR COMPLIANCE REPORT	 LG	Reviewed by: Quality Manager
Test Dates: 08/22/11 - 08/31/11	EUT Type: Portable Handset			Page i of iv




SAR Test Setup Photo 1 – Right Touch



SAR Test Setup Photo 2 – Right Tilt


FCC ID: ZNFL85C		SAR COMPLIANCE REPORT		Reviewed by: Quality Manager
Test Dates: 08/22/11 - 08/31/11	EUT Type: Portable Handset			Page ii of iv




SAR Test Setup Photo 3 – Left Touch



SAR Test Setup Photo 4 – Left Tilt

FCC ID: ZNFL85C		SAR COMPLIANCE REPORT		Reviewed by: Quality Manager
Test Dates: 08/22/11 - 08/31/11	EUT Type: Portable Handset			Page iii of iv



SAR Test Setup Photo 5 – Body-Worn Back at 2.0 cm

Note: Headset Cable is connected to the device during Body-Worn SAR assessment, as seen above.

FCC ID: ZNFL85C		SAR COMPLIANCE REPORT		Reviewed by: Quality Manager
Test Dates: 08/22/11 - 08/31/11	EUT Type: Portable Handset			Page iv of iv