

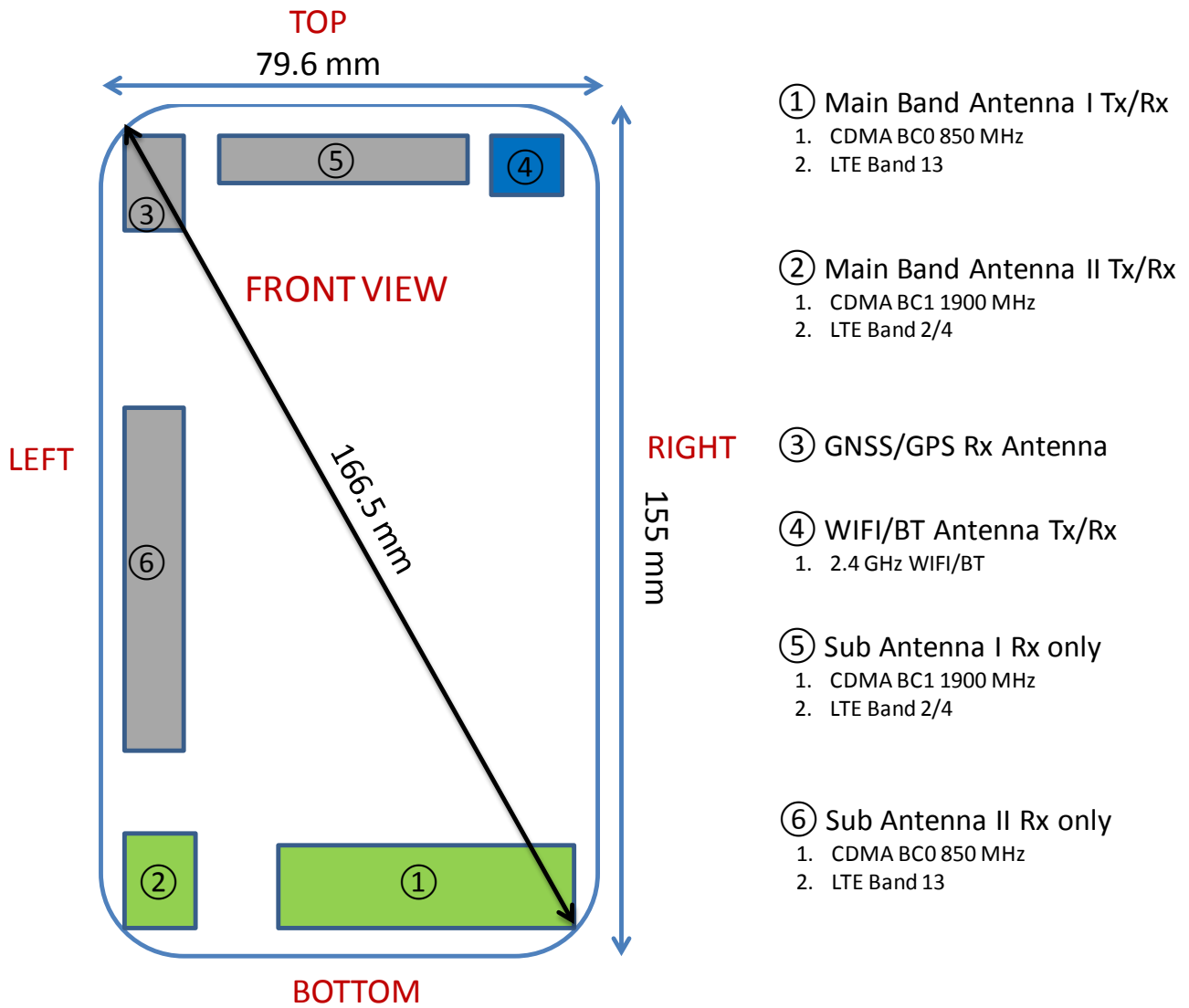




APPENDIX F: DUT ANTENNA DIAGRAM & SAR TEST SETUP PHOTOGRAPHS


FCC ID ZNFL82VL		SAR EVALUATION REPORT		Reviewed by: Quality Manager
Test Dates: 01/16/16 - 01/25/16	DUT Type: Portable Handset			APPENDIX F: Page 1 of 8




Note: Exact antenna dimensions and separation distances are shown in the Technical Descriptions in the FCC Filing.

**Figure F-1
DUT Antenna Locations**



FCC ID ZNFL82VL		SAR EVALUATION REPORT		Reviewed by: Quality Manager
Test Dates: 01/16/16 - 01/25/16	DUT Type: Portable Handset			APPENDIX F: Page 2 of 8




SAR Test Setup Photo 1 – Right Cheek




SAR Test Setup Photo 2 – Right Tilt



FCC ID ZNFL82VL		SAR EVALUATION REPORT		Reviewed by: Quality Manager
Test Dates: 01/16/16 - 01/25/16	DUT Type: Portable Handset			APPENDIX F: Page 3 of 8



SAR Test Setup Photo 3 – Left Cheek



SAR Test Setup Photo 4 – Left Tilt



FCC ID ZNFL82VL		SAR EVALUATION REPORT		Reviewed by: Quality Manager
Test Dates: 01/16/16 - 01/25/16	DUT Type: Portable Handset			APPENDIX F: Page 4 of 8



SAR Test Setup Photo 5 – Back at 10mm



SAR Test Setup Photo 6 – Back at 0mm



FCC ID ZNFL82VL		SAR EVALUATION REPORT		Reviewed by: Quality Manager
Test Dates: 01/16/16 - 01/25/16	DUT Type: Portable Handset			APPENDIX F: Page 5 of 8



SAR Test Setup Photo 7 – Front at 0mm



SAR Test Setup Photo 8 – Bottom at 0mm



FCC ID ZNFL82VL		SAR EVALUATION REPORT		Reviewed by: Quality Manager
Test Dates: 01/16/16 - 01/25/16	DUT Type: Portable Handset			APPENDIX F: Page 6 of 8



SAR Test Setup Photo 9 - Top at 0mm




SAR Test Setup Photo 10 - Right at 0mm



FCC ID ZNFL82VL	 <small>PROVISION LABORATORY, INC.</small>	SAR EVALUATION REPORT		Reviewed by: Quality Manager
Test Dates: 01/16/16 - 01/25/16	DUT Type: Portable Handset			APPENDIX F: Page 7 of 8



SAR Test Setup Photo 11 – Left at 0mm



SAR Test Setup Photo 12 – Horizontal and Vertical Reference Lines

FCC ID ZNFL82VL		SAR EVALUATION REPORT		Reviewed by: Quality Manager
Test Dates: 01/16/16 - 01/25/16	DUT Type: Portable Handset	APPENDIX F: Page 8 of 8		