



Accredited by the Swiss Accreditation Service (SAS)
The Swiss Accreditation Service is one of the signatories to the EA
Multilateral Agreement for the recognition of calibration certificates

Accreditation No.: **SCS 0108**

Client **PC Test**

Certificate No: **ES3-3022_Jul16**

CALIBRATION CERTIFICATE

Object **ES3DV2 - SN:3022**

Calibration procedure(s) **QA CAL-01.v9, QA CAL-23.v5, QA CAL-25.v6**
Calibration procedure for dosimetric E-field probes

BNV
07/27/2016

Calibration date: **July 19, 2016**

This calibration certificate documents the traceability to national standards, which realize the physical units of measurements (SI).
The measurements and the uncertainties with confidence probability are given on the following pages and are part of the certificate.

All calibrations have been conducted in the closed laboratory facility: environment temperature (22 ± 3)°C and humidity < 70%.

Calibration Equipment used (M&TE critical for calibration)

Primary Standards	ID	Cal Date (Certificate No.)	Scheduled Calibration
Power meter NRP	SN: 104778	06-Apr-16 (No. 217-02288/02289)	Apr-17
Power sensor NRP-Z91	SN: 103244	06-Apr-16 (No. 217-02288)	Apr-17
Power sensor NRP-Z91	SN: 103245	06-Apr-16 (No. 217-02289)	Apr-17
Reference 20 dB Attenuator	SN: S5277 (20x)	05-Apr-16 (No. 217-02293)	Apr-17
Reference Probe ES3DV2	SN: 3013	31-Dec-15 (No. ES3-3013_Dec15)	Dec-16
DAE4	SN: 660	23-Dec-15 (No. DAE4-660_Dec15)	Dec-16
Secondary Standards	ID	Check Date (in house)	Scheduled Check
Power meter E4419B	SN: GB41293874	06-Apr-16 (in house check Jun-16)	In house check: Jun-18
Power sensor E4412A	SN: MY41498087	06-Apr-16 (in house check Jun-16)	In house check: Jun-18
Power sensor E4412A	SN: 000110210	06-Apr-16 (in house check Jun-16)	In house check: Jun-18
RF generator HP 8648C	SN: US3642U01700	04-Aug-99 (in house check Jun-16)	In house check: Jun-18
Network Analyzer HP 8753E	SN: US37390585	18-Oct-01 (in house check Oct-15)	In house check: Oct-16

Calibrated by:	Name Claudio Leubler	Function Laboratory Technician	Signature
Approved by:	Katja Pokovic	Technical Manager	
Issued: July 19, 2016			
This calibration certificate shall not be reproduced except in full without written approval of the laboratory.			



Accredited by the Swiss Accreditation Service (SAS)

Accreditation No.: **SCS 0108**

The Swiss Accreditation Service is one of the signatories to the EA
Multilateral Agreement for the recognition of calibration certificates

Glossary:

TSL	tissue simulating liquid
NORM _{x,y,z}	sensitivity in free space
ConvF	sensitivity in TSL / NORM _{x,y,z}
DCP	diode compression point
CF	crest factor (1/duty_cycle) of the RF signal
A, B, C, D	modulation dependent linearization parameters
Polarization ϕ	ϕ rotation around probe axis
Polarization ϑ	ϑ rotation around an axis that is in the plane normal to probe axis (at measurement center), i.e., $\vartheta = 0$ is normal to probe axis
Connector Angle	information used in DASY system to align probe sensor X to the robot coordinate system

Calibration is Performed According to the Following Standards:

- IEEE Std 1528-2013, "IEEE Recommended Practice for Determining the Peak Spatial-Averaged Specific Absorption Rate (SAR) in the Human Head from Wireless Communications Devices: Measurement Techniques", June 2013
- IEC 62209-1, "Procedure to measure the Specific Absorption Rate (SAR) for hand-held devices used in close proximity to the ear (frequency range of 300 MHz to 3 GHz)", February 2005
- IEC 62209-2, "Procedure to determine the Specific Absorption Rate (SAR) for wireless communication devices used in close proximity to the human body (frequency range of 30 MHz to 6 GHz)", March 2010
- KDB 865664, "SAR Measurement Requirements for 100 MHz to 6 GHz"

Methods Applied and Interpretation of Parameters:

- NORM_{x,y,z}**: Assessed for E-field polarization $\vartheta = 0$ ($f \leq 900$ MHz in TEM-cell; $f > 1800$ MHz: R22 waveguide). NORM_{x,y,z} are only intermediate values, i.e., the uncertainties of NORM_{x,y,z} does not affect the E^2 -field uncertainty inside TSL (see below ConvF).
- NORM(f)_{x,y,z} = NORM_{x,y,z} * frequency_response** (see Frequency Response Chart). This linearization is implemented in DASY4 software versions later than 4.2. The uncertainty of the frequency response is included in the stated uncertainty of ConvF.
- DCP_{x,y,z}**: DCP are numerical linearization parameters assessed based on the data of power sweep with CW signal (no uncertainty required). DCP does not depend on frequency nor media.
- PAR**: PAR is the Peak to Average Ratio that is not calibrated but determined based on the signal characteristics
- A_{x,y,z}; B_{x,y,z}; C_{x,y,z}; D_{x,y,z}; VR_{x,y,z}**: A, B, C, D are numerical linearization parameters assessed based on the data of power sweep for specific modulation signal. The parameters do not depend on frequency nor media. VR is the maximum calibration range expressed in RMS voltage across the diode.
- ConvF and Boundary Effect Parameters**: Assessed in flat phantom using E-field (or Temperature Transfer Standard for $f \leq 800$ MHz) and inside waveguide using analytical field distributions based on power measurements for $f > 800$ MHz. The same setups are used for assessment of the parameters applied for boundary compensation (alpha, depth) of which typical uncertainty values are given. These parameters are used in DASY4 software to improve probe accuracy close to the boundary. The sensitivity in TSL corresponds to NORM_{x,y,z} * ConvF whereby the uncertainty corresponds to that given for ConvF. A frequency dependent ConvF is used in DASY version 4.4 and higher which allows extending the validity from ± 50 MHz to ± 100 MHz.
- Spherical isotropy (3D deviation from isotropy)**: in a field of low gradients realized using a flat phantom exposed by a patch antenna.
- Sensor Offset**: The sensor offset corresponds to the offset of virtual measurement center from the probe tip (on probe axis). No tolerance required.
- Connector Angle**: The angle is assessed using the information gained by determining the NORM_x (no uncertainty required).

Probe ES3DV2

SN:3022

Manufactured: April 15, 2003
Calibrated: July 19, 2016

Calibrated for DASY/EASY Systems
(Note: non-compatible with DASY2 system!)

DASY/EASY - Parameters of Probe: ES3DV2 - SN:3022

Basic Calibration Parameters

	Sensor X	Sensor Y	Sensor Z	Unc (k=2)
Norm ($\mu\text{V}/(\text{V}/\text{m})^2$) ^A	0.99	1.04	0.95	$\pm 10.1 \%$
DCP (mV) ^B	102.3	100.0	101.8	

Modulation Calibration Parameters

UID	Communication System Name		A dB	B dB $\sqrt{\mu\text{V}}$	C	D dB	VR mV	Unc ^E (k=2)
0	CW	X	0.0	0.0	1.0	0.00	204.0	$\pm 3.3 \%$
		Y	0.0	0.0	1.0		188.8	
		Z	0.0	0.0	1.0		209.9	

Note: For details on UID parameters see Appendix.

Sensor Model Parameters

	C1 fF	C2 fF	α V^{-1}	T1 $\text{ms} \cdot \text{V}^{-2}$	T2 $\text{ms} \cdot \text{V}^{-1}$	T3 ms	T4 V^{-2}	T5 V^{-1}	T6
X	58.89	429.7	36.49	29.69	3.141	5.1	0	0.551	1.012
Y	53.83	392.1	36.34	29.42	2.866	5.1	0.704	0.458	1.009
Z	50.44	364.8	35.93	29	2.624	5.1	0.36	0.436	1.009

The reported uncertainty of measurement is stated as the standard uncertainty of measurement multiplied by the coverage factor $k=2$, which for a normal distribution corresponds to a coverage probability of approximately 95%.

^A The uncertainties of Norm X,Y,Z do not affect the E^2 -field uncertainty inside TSL (see Pages 5 and 6).

^B Numerical linearization parameter: uncertainty not required.

^E Uncertainty is determined using the max. deviation from linear response applying rectangular distribution and is expressed for the square of the field value.

DASY/EASY - Parameters of Probe: ES3DV2 - SN:3022

Calibration Parameter Determined in Head Tissue Simulating Media

f (MHz) ^C	Relative Permittivity ^F	Conductivity (S/m) ^F	ConvF X	ConvF Y	ConvF Z	Alpha ^G	Depth ^G (mm)	Unc (k=2)
750	41.9	0.89	6.38	6.38	6.38	0.24	2.07	± 12.0 %
835	41.5	0.90	6.13	6.13	6.13	0.34	1.69	± 12.0 %
1750	40.1	1.37	5.15	5.15	5.15	0.43	1.50	± 12.0 %
1900	40.0	1.40	4.96	4.96	4.96	0.35	1.64	± 12.0 %
2300	39.5	1.67	4.63	4.63	4.63	0.42	1.56	± 12.0 %
2450	39.2	1.80	4.27	4.27	4.27	0.57	1.40	± 12.0 %
2600	39.0	1.96	4.16	4.16	4.16	0.70	1.27	± 12.0 %

^C Frequency validity above 300 MHz of ± 100 MHz only applies for DASY v4.4 and higher (see Page 2), else it is restricted to ± 50 MHz. The uncertainty is the RSS of the ConvF uncertainty at calibration frequency and the uncertainty for the indicated frequency band. Frequency validity below 300 MHz is ± 10, 25, 40, 50 and 70 MHz for ConvF assessments at 30, 64, 128, 150 and 220 MHz respectively. Above 5 GHz frequency validity can be extended to ± 110 MHz.

^F At frequencies below 3 GHz, the validity of tissue parameters (ϵ and σ) can be relaxed to ± 10% if liquid compensation formula is applied to measured SAR values. At frequencies above 3 GHz, the validity of tissue parameters (ϵ and σ) is restricted to ± 5%. The uncertainty is the RSS of the ConvF uncertainty for indicated target tissue parameters.

^G Alpha/Depth are determined during calibration. SPEAG warrants that the remaining deviation due to the boundary effect after compensation is always less than ± 1% for frequencies below 3 GHz and below ± 2% for frequencies between 3-6 GHz at any distance larger than half the probe tip diameter from the boundary.

DASY/EASY - Parameters of Probe: ES3DV2 - SN:3022

Calibration Parameter Determined in Body Tissue Simulating Media

f (MHz) ^C	Relative Permittivity ^F	Conductivity (S/m) ^F	ConvF X	ConvF Y	ConvF Z	Alpha ^G	Depth ^G (mm)	Unc (k=2)
750	55.5	0.96	6.10	6.10	6.10	0.51	1.30	± 12.0 %
835	55.2	0.97	6.09	6.09	6.09	0.32	1.70	± 12.0 %
1750	53.4	1.49	4.78	4.78	4.78	0.42	1.61	± 12.0 %
1900	53.3	1.52	4.59	4.59	4.59	0.50	1.54	± 12.0 %
2300	52.9	1.81	4.32	4.32	4.32	0.69	1.25	± 12.0 %
2450	52.7	1.95	4.13	4.13	4.13	0.80	1.12	± 12.0 %
2600	52.5	2.16	3.94	3.94	3.94	0.74	1.13	± 12.0 %

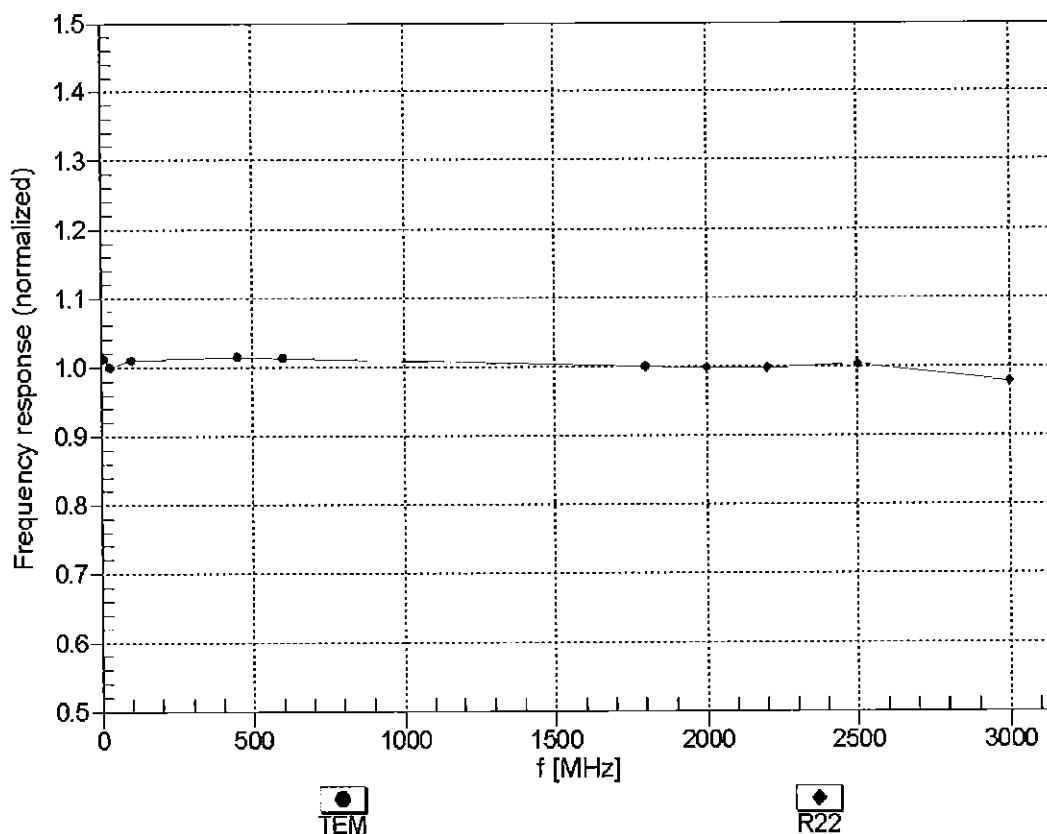
^C Frequency validity above 300 MHz of ± 100 MHz only applies for DASY v4.4 and higher (see Page 2), else it is restricted to ± 50 MHz. The uncertainty is the RSS of the ConvF uncertainty at calibration frequency and the uncertainty for the indicated frequency band. Frequency validity below 300 MHz is ± 10, 25, 40, 50 and 70 MHz for ConvF assessments at 30, 64, 128, 150 and 220 MHz respectively. Above 5 GHz frequency validity can be extended to ± 110 MHz.

^F At frequencies below 3 GHz, the validity of tissue parameters (ϵ and σ) can be relaxed to ± 10% if liquid compensation formula is applied to measured SAR values. At frequencies above 3 GHz, the validity of tissue parameters (ϵ and σ) is restricted to ± 5%. The uncertainty is the RSS of the ConvF uncertainty for indicated target tissue parameters.

^G Alpha/Depth are determined during calibration. SPEAG warrants that the remaining deviation due to the boundary effect after compensation is always less than ± 1% for frequencies below 3 GHz and below ± 2% for frequencies between 3-6 GHz at any distance larger than half the probe tip diameter from the boundary.

Frequency Response of E-Field

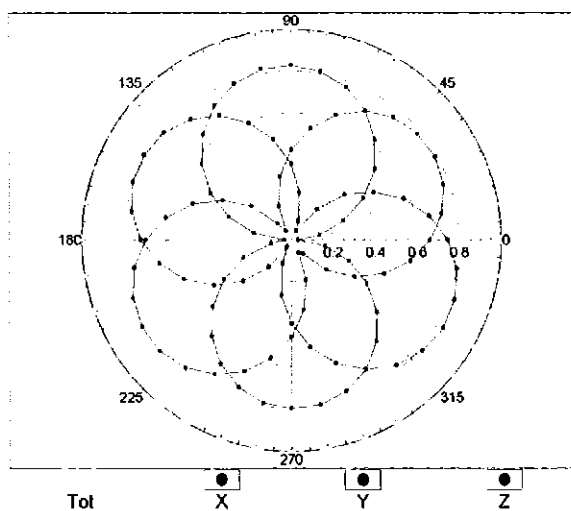
(TEM-Cell:ifi110 EXX, Waveguide: R22)



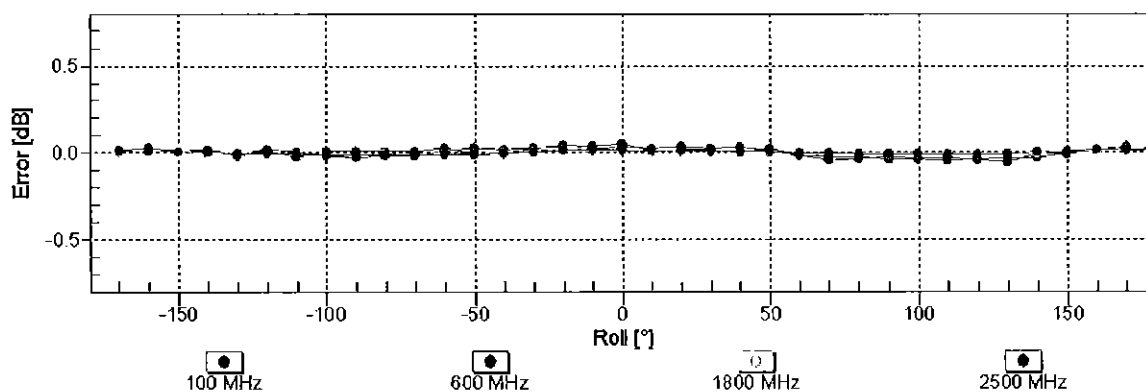
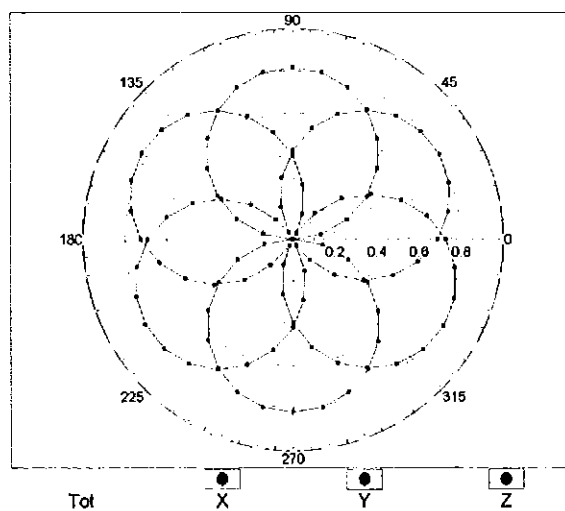
Uncertainty of Frequency Response of E-field: $\pm 6.3\%$ ($k=2$)

Receiving Pattern (ϕ), $\vartheta = 0^\circ$

f=600 MHz,TEM

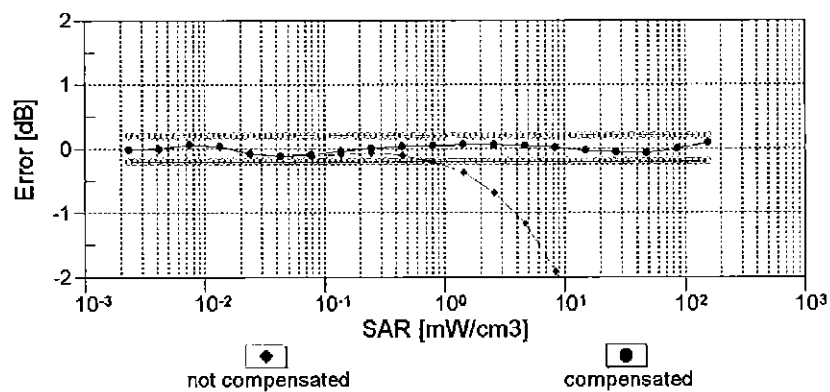
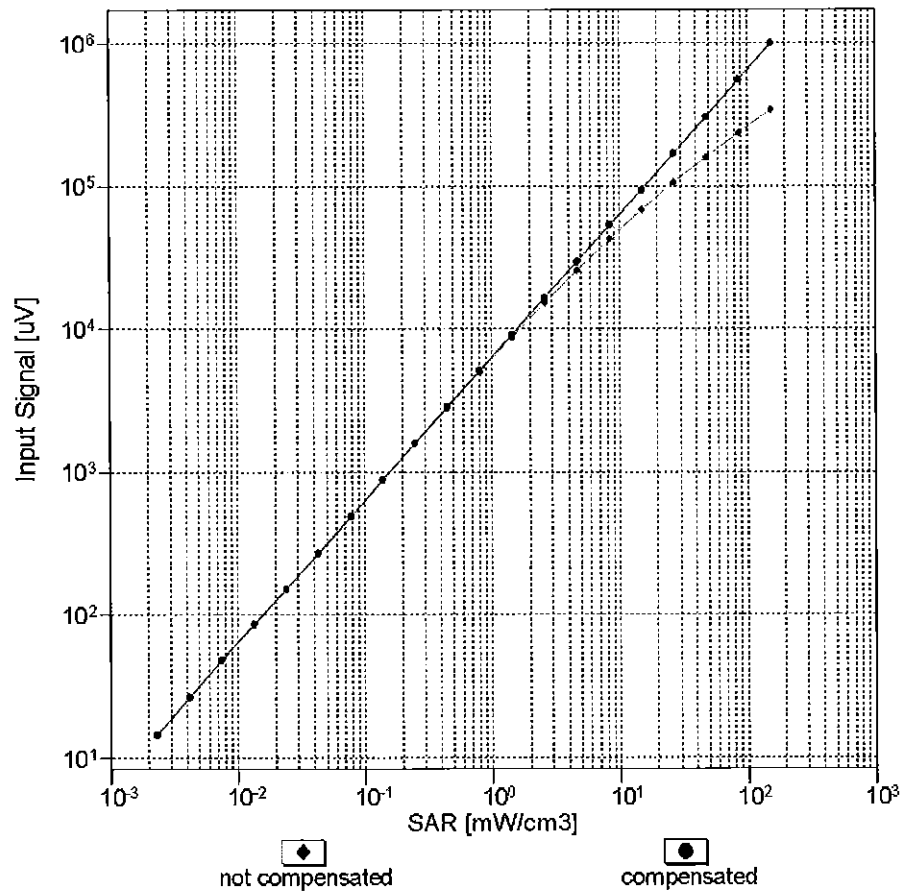


f=1800 MHz,R22



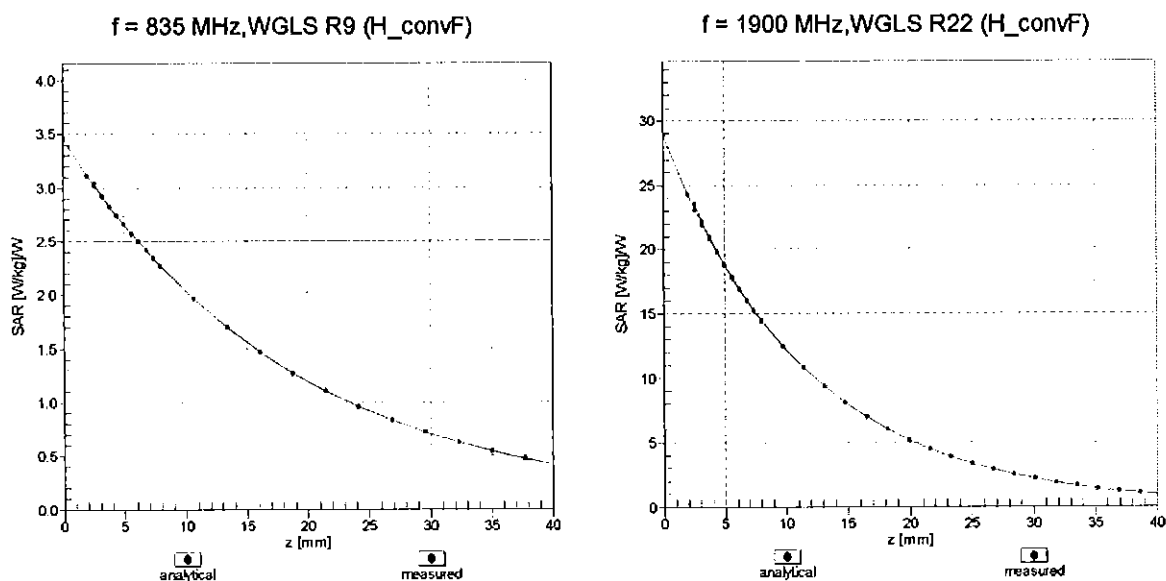
Uncertainty of Axial Isotropy Assessment: $\pm 0.5\%$ ($k=2$)

Dynamic Range $f(\text{SAR}_{\text{head}})$ (TEM cell , $f_{\text{eval}} = 1900 \text{ MHz}$)




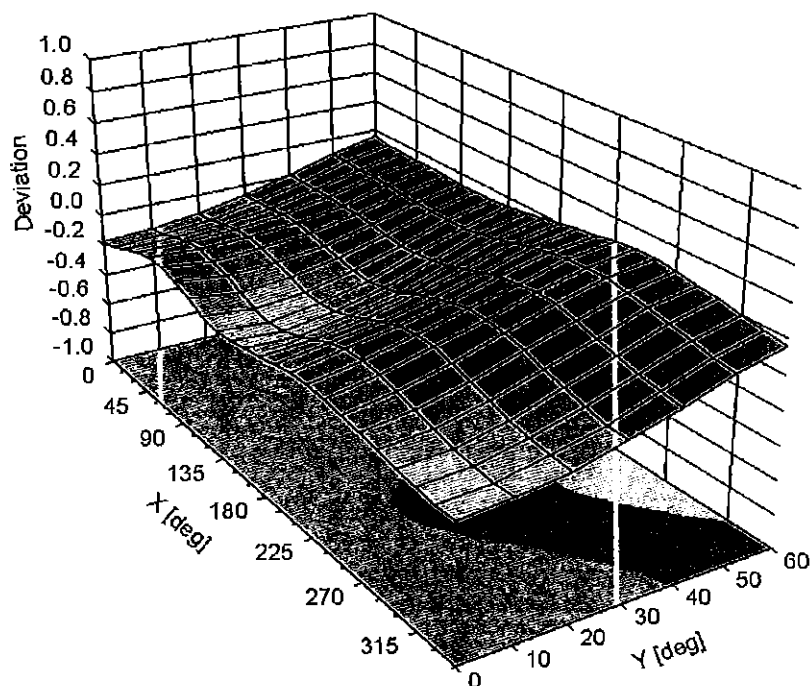
Uncertainty of Linearity Assessment: $\pm 0.6\%$ ($k=2$)

Conversion Factor Assessment



Deviation from Isotropy in Liquid

Error (ϕ, θ), $f = 900 \text{ MHz}$



DASY/EASY - Parameters of Probe: ES3DV2 - SN:3022

Other Probe Parameters

Sensor Arrangement	Triangular
Connector Angle (°)	99.7
Mechanical Surface Detection Mode	enabled
Optical Surface Detection Mode	disabled
Probe Overall Length	337 mm
Probe Body Diameter	10 mm
Tip Length	10 mm
Tip Diameter	4 mm
Probe Tip to Sensor X Calibration Point	2 mm
Probe Tip to Sensor Y Calibration Point	2 mm
Probe Tip to Sensor Z Calibration Point	2 mm
Recommended Measurement Distance from Surface	3 mm

Appendix: Modulation Calibration Parameters

UID	Communication System Name		A dB	B dB $\sqrt{\mu V}$	C	D dB	VR mV	Max Unc ^E (k=2)
0	CW	X	0.00	0.00	1.00	0.00	204.0	$\pm 3.3 \%$
		Y	0.00	0.00	1.00		188.8	
		Z	0.00	0.00	1.00		209.9	
10010- CAA	SAR Validation (Square, 100ms, 10ms)	X	10.04	82.57	20.76	10.00	25.0	$\pm 9.6 \%$
		Y	10.73	83.77	21.02		25.0	
		Z	10.90	83.99	20.87		25.0	
10011- CAB	UMTS-FDD (WCDMA)	X	1.12	68.12	15.80	0.00	150.0	$\pm 9.6 \%$
		Y	1.05	66.98	15.07		150.0	
		Z	1.10	68.19	15.77		150.0	
10012- CAB	IEEE 802.11b WiFi 2.4 GHz (DSSS, 1 Mbps)	X	1.34	65.20	16.01	0.41	150.0	$\pm 9.6 \%$
		Y	1.32	64.81	15.67		150.0	
		Z	1.33	65.29	16.02		150.0	
10013- CAB	IEEE 802.11g WiFi 2.4 GHz (DSSS-OFDM, 6 Mbps)	X	5.20	67.28	17.55	1.46	150.0	$\pm 9.6 \%$
		Y	5.15	67.26	17.47		150.0	
		Z	5.12	67.39	17.54		150.0	
10021- DAB	GSM-FDD (TDMA, GMSK)	X	21.17	96.89	27.34	9.39	50.0	$\pm 9.6 \%$
		Y	31.41	103.93	29.32		50.0	
		Z	35.00	105.46	29.48		50.0	
10023- DAB	GPRS-FDD (TDMA, GMSK, TN 0)	X	18.97	94.85	26.74	9.57	50.0	$\pm 9.6 \%$
		Y	26.05	100.58	28.37		50.0	
		Z	28.47	101.84	28.47		50.0	
10024- DAB	GPRS-FDD (TDMA, GMSK, TN 0-1)	X	100.00	120.85	31.99	6.56	60.0	$\pm 9.6 \%$
		Y	100.00	120.62	31.75		60.0	
		Z	100.00	120.02	31.34		60.0	
10025- DAB	EDGE-FDD (TDMA, 8PSK, TN 0)	X	17.56	103.12	39.40	12.57	50.0	$\pm 9.6 \%$
		Y	14.67	97.75	37.12		50.0	
		Z	18.25	105.68	40.52		50.0	
10026- DAB	EDGE-FDD (TDMA, 8PSK, TN 0-1)	X	18.29	101.23	35.12	9.56	60.0	$\pm 9.6 \%$
		Y	16.46	98.83	34.20		60.0	
		Z	20.10	104.74	36.45		60.0	
10027- DAB	GPRS-FDD (TDMA, GMSK, TN 0-1-2)	X	100.00	119.73	30.48	4.80	80.0	$\pm 9.6 \%$
		Y	100.00	119.52	30.28		80.0	
		Z	100.00	119.08	29.96		80.0	
10028- DAB	GPRS-FDD (TDMA, GMSK, TN 0-1-2-3)	X	100.00	119.97	29.73	3.55	100.0	$\pm 9.6 \%$
		Y	100.00	119.74	29.53		100.0	
		Z	100.00	119.49	29.32		100.0	
10029- DAB	EDGE-FDD (TDMA, 8PSK, TN 0-1-2)	X	12.76	93.34	31.27	7.80	80.0	$\pm 9.6 \%$
		Y	11.53	91.16	30.39		80.0	
		Z	13.01	94.76	31.89		80.0	
10030- CAA	IEEE 802.15.1 Bluetooth (GFSK, DH1)	X	100.00	119.30	30.64	5.30	70.0	$\pm 9.6 \%$
		Y	100.00	118.98	30.37		70.0	
		Z	100.00	118.44	30.00		70.0	
10031- CAA	IEEE 802.15.1 Bluetooth (GFSK, DH3)	X	100.00	121.44	28.74	1.88	100.0	$\pm 9.6 \%$
		Y	100.00	120.69	28.34		100.0	
		Z	100.00	120.87	28.33		100.0	

10032-CAA	IEEE 802.15.1 Bluetooth (GFSK, DH5)	X	100.00	126.29	29.65	1.17	100.0	± 9.6 %
		Y	100.00	125.01	29.05		100.0	
		Z	100.00	126.01	29.38		100.0	
10033-CAA	IEEE 802.15.1 Bluetooth (PI/4-DQPSK, DH1)	X	15.01	94.18	26.31	5.30	70.0	± 9.6 %
		Y	15.70	94.82	26.30		70.0	
		Z	18.31	97.29	26.87		70.0	
10034-CAA	IEEE 802.15.1 Bluetooth (PI/4-DQPSK, DH3)	X	6.96	86.30	22.21	1.88	100.0	± 9.6 %
		Y	6.66	85.32	21.56		100.0	
		Z	8.37	88.58	22.43		100.0	
10035-CAA	IEEE 802.15.1 Bluetooth (PI/4-DQPSK, DH5)	X	4.14	80.42	19.91	1.17	100.0	± 9.6 %
		Y	3.83	79.03	19.06		100.0	
		Z	4.65	81.85	19.90		100.0	
10036-CAA	IEEE 802.15.1 Bluetooth (8-DPSK, DH1)	X	17.57	97.01	27.25	5.30	70.0	± 9.6 %
		Y	18.86	98.07	27.36		70.0	
		Z	22.45	100.84	27.98		70.0	
10037-CAA	IEEE 802.15.1 Bluetooth (8-DPSK, DH3)	X	6.70	85.80	22.01	1.88	100.0	± 9.6 %
		Y	6.31	84.57	21.28		100.0	
		Z	7.83	87.67	22.11		100.0	
10038-CAA	IEEE 802.15.1 Bluetooth (8-DPSK, DH5)	X	4.26	81.08	20.23	1.17	100.0	± 9.6 %
		Y	3.94	79.65	19.38		100.0	
		Z	4.79	82.53	20.23		100.0	
10039-CAB	CDMA2000 (1xRTT, RC1)	X	2.02	72.60	16.60	0.00	150.0	± 9.6 %
		Y	1.82	71.28	15.70		150.0	
		Z	1.96	72.82	16.21		150.0	
10042-CAB	IS-54 / IS-136 FDD (TDMA/FDM, PI/4-DQPSK, Halfrate)	X	52.74	109.86	29.28	7.78	50.0	± 9.6 %
		Y	100.00	119.48	31.50		50.0	
		Z	100.00	118.79	31.03		50.0	
10044-CAA	IS-91/EIA/TIA-553 FDD (FDMA, FM)	X	0.01	106.98	1.62	0.00	150.0	± 9.6 %
		Y	0.01	93.06	0.03		150.0	
		Z	0.01	104.47	1.40		150.0	
10048-CAA	DECT (TDD, TDMA/FDM, GFSK, Full Slot, 24)	X	11.70	83.99	24.83	13.80	25.0	± 9.6 %
		Y	13.25	86.85	25.74		25.0	
		Z	13.41	87.23	25.62		25.0	
10049-CAA	DECT (TDD, TDMA/FDM, GFSK, Double Slot, 12)	X	13.87	88.69	25.11	10.79	40.0	± 9.6 %
		Y	16.44	92.06	26.12		40.0	
		Z	17.05	92.62	26.04		40.0	
10056-CAA	UMTS-TDD (TD-SCDMA, 1.28 Mcps)	X	12.83	87.49	25.06	9.03	50.0	± 9.6 %
		Y	13.49	88.62	25.29		50.0	
		Z	14.51	90.06	25.62		50.0	
10058-DAB	EDGE-FDD (TDMA, 8PSK, TN 0-1-2-3)	X	9.53	87.74	28.51	6.55	100.0	± 9.6 %
		Y	8.70	85.87	27.73		100.0	
		Z	9.39	88.23	28.78		100.0	
10059-CAB	IEEE 802.11b WiFi 2.4 GHz (DSSS, 2 Mbps)	X	1.52	67.35	17.07	0.61	110.0	± 9.6 %
		Y	1.48	66.83	16.68		110.0	
		Z	1.50	67.47	17.09		110.0	
10060-CAB	IEEE 802.11b WiFi 2.4 GHz (DSSS, 5.5 Mbps)	X	100.00	132.17	34.30	1.30	110.0	± 9.6 %
		Y	69.75	126.35	32.85		110.0	
		Z	100.00	132.44	34.30		110.0	

10061-CAB	IEEE 802.11b WiFi 2.4 GHz (DSSS, 11 Mbps)	X	8.82	93.73	26.45	2.04	110.0	± 9.6 %
		Y	7.76	91.56	25.66		110.0	
		Z	10.12	96.51	27.28		110.0	
10062-CAB	IEEE 802.11a/h WiFi 5 GHz (OFDM, 6 Mbps)	X	4.91	67.02	16.82	0.49	100.0	± 9.6 %
		Y	4.86	66.98	16.74		100.0	
		Z	4.83	67.10	16.81		100.0	
10063-CAB	IEEE 802.11a/h WiFi 5 GHz (OFDM, 9 Mbps)	X	4.96	67.18	16.96	0.72	100.0	± 9.6 %
		Y	4.90	67.15	16.88		100.0	
		Z	4.87	67.27	16.95		100.0	
10064-CAB	IEEE 802.11a/h WiFi 5 GHz (OFDM, 12 Mbps)	X	5.29	67.53	17.24	0.86	100.0	± 9.6 %
		Y	5.22	67.47	17.15		100.0	
		Z	5.17	67.57	17.20		100.0	
10065-CAB	IEEE 802.11a/h WiFi 5 GHz (OFDM, 18 Mbps)	X	5.20	67.58	17.41	1.21	100.0	± 9.6 %
		Y	5.13	67.52	17.33		100.0	
		Z	5.09	67.62	17.38		100.0	
10066-CAB	IEEE 802.11a/h WiFi 5 GHz (OFDM, 24 Mbps)	X	5.26	67.72	17.65	1.46	100.0	± 9.6 %
		Y	5.19	67.65	17.56		100.0	
		Z	5.15	67.76	17.62		100.0	
10067-CAB	IEEE 802.11a/h WiFi 5 GHz (OFDM, 36 Mbps)	X	5.59	67.91	18.12	2.04	100.0	± 9.6 %
		Y	5.52	67.87	18.04		100.0	
		Z	5.48	68.01	18.12		100.0	
10068-CAB	IEEE 802.11a/h WiFi 5 GHz (OFDM, 48 Mbps)	X	5.74	68.29	18.51	2.55	100.0	± 9.6 %
		Y	5.66	68.19	18.40		100.0	
		Z	5.60	68.29	18.47		100.0	
10069-CAB	IEEE 802.11a/h WiFi 5 GHz (OFDM, 54 Mbps)	X	5.82	68.25	18.70	2.67	100.0	± 9.6 %
		Y	5.74	68.18	18.59		100.0	
		Z	5.69	68.31	18.68		100.0	
10071-CAB	IEEE 802.11g WiFi 2.4 GHz (DSSS/OFDM, 9 Mbps)	X	5.36	67.54	17.95	1.99	100.0	± 9.6 %
		Y	5.31	67.51	17.87		100.0	
		Z	5.27	67.64	17.94		100.0	
10072-CAB	IEEE 802.11g WiFi 2.4 GHz (DSSS/OFDM, 12 Mbps)	X	5.43	68.12	18.28	2.30	100.0	± 9.6 %
		Y	5.37	68.06	18.19		100.0	
		Z	5.33	68.18	18.27		100.0	
10073-CAB	IEEE 802.11g WiFi 2.4 GHz (DSSS/OFDM, 18 Mbps)	X	5.58	68.50	18.72	2.83	100.0	± 9.6 %
		Y	5.51	68.43	18.63		100.0	
		Z	5.47	68.57	18.71		100.0	
10074-CAB	IEEE 802.11g WiFi 2.4 GHz (DSSS/OFDM, 24 Mbps)	X	5.62	68.59	18.98	3.30	100.0	± 9.6 %
		Y	5.56	68.52	18.88		100.0	
		Z	5.52	68.67	18.97		100.0	
10075-CAB	IEEE 802.11g WiFi 2.4 GHz (DSSS/OFDM, 36 Mbps)	X	5.79	69.12	19.51	3.82	90.0	± 9.6 %
		Y	5.71	68.97	19.36		90.0	
		Z	5.67	69.11	19.45		90.0	
10076-CAB	IEEE 802.11g WiFi 2.4 GHz (DSSS/OFDM, 48 Mbps)	X	5.81	68.94	19.64	4.15	90.0	± 9.6 %
		Y	5.74	68.81	19.51		90.0	
		Z	5.71	68.99	19.62		90.0	
10077-CAB	IEEE 802.11g WiFi 2.4 GHz (DSSS/OFDM, 54 Mbps)	X	5.85	69.04	19.75	4.30	90.0	± 9.6 %
		Y	5.79	68.92	19.62		90.0	
		Z	5.76	69.10	19.74		90.0	

10081-CAB	CDMA2000 (1xRTT, RC3)	X	0.98	67.14	13.79	0.00	150.0	± 9.6 %
		Y	0.89	65.95	12.85		150.0	
		Z	0.92	66.89	13.19		150.0	
10082-CAB	IS-54 / IS-136 FDD (TDMA/FDM, PI/4-DQPSK, Fullrate)	X	2.40	65.02	9.82	4.77	80.0	± 9.6 %
		Y	2.29	64.68	9.51		80.0	
		Z	2.21	64.49	9.27		80.0	
10090-DAB	GPRS-FDD (TDMA, GMSK, TN 0-4)	X	100.00	120.93	32.05	6.56	60.0	± 9.6 %
		Y	100.00	120.70	31.81		60.0	
		Z	100.00	120.10	31.40		60.0	
10097-CAB	UMTS-FDD (HSDPA)	X	1.89	67.68	15.91	0.00	150.0	± 9.6 %
		Y	1.84	67.30	15.56		150.0	
		Z	1.88	67.98	15.90		150.0	
10098-CAB	UMTS-FDD (HSUPA, Subtest 2)	X	1.86	67.66	15.88	0.00	150.0	± 9.6 %
		Y	1.81	67.25	15.52		150.0	
		Z	1.84	67.95	15.88		150.0	
10099-DAB	EDGE-FDD (TDMA, 8PSK, TN 0-4)	X	18.21	101.08	35.07	9.56	60.0	± 9.6 %
		Y	16.42	98.73	34.16		60.0	
		Z	20.01	104.58	36.39		60.0	
10100-CAB	LTE-FDD (SC-FDMA, 100% RB, 20 MHz, QPSK)	X	3.29	70.69	16.89	0.00	150.0	± 9.6 %
		Y	3.17	70.13	16.59		150.0	
		Z	3.21	70.63	16.88		150.0	
10101-CAB	LTE-FDD (SC-FDMA, 100% RB, 20 MHz, 16-QAM)	X	3.39	67.84	16.15	0.00	150.0	± 9.6 %
		Y	3.32	67.56	15.95		150.0	
		Z	3.31	67.79	16.11		150.0	
10102-CAB	LTE-FDD (SC-FDMA, 100% RB, 20 MHz, 64-QAM)	X	3.49	67.75	16.22	0.00	150.0	± 9.6 %
		Y	3.42	67.52	16.05		150.0	
		Z	3.41	67.72	16.18		150.0	
10103-CAB	LTE-TDD (SC-FDMA, 100% RB, 20 MHz, QPSK)	X	8.57	77.88	21.29	3.98	65.0	± 9.6 %
		Y	8.37	77.72	21.21		65.0	
		Z	8.66	78.64	21.59		65.0	
10104-CAB	LTE-TDD (SC-FDMA, 100% RB, 20 MHz, 16-QAM)	X	8.60	76.75	21.67	3.98	65.0	± 9.6 %
		Y	8.45	76.61	21.56		65.0	
		Z	8.51	77.09	21.79		65.0	
10105-CAB	LTE-TDD (SC-FDMA, 100% RB, 20 MHz, 64-QAM)	X	7.66	74.39	20.91	3.98	65.0	± 9.6 %
		Y	7.76	74.87	21.08		65.0	
		Z	8.12	76.10	21.64		65.0	
10108-CAC	LTE-FDD (SC-FDMA, 100% RB, 10 MHz, QPSK)	X	2.91	69.93	16.73	0.00	150.0	± 9.6 %
		Y	2.79	69.40	16.43		150.0	
		Z	2.82	69.90	16.73		150.0	
10109-CAC	LTE-FDD (SC-FDMA, 100% RB, 10 MHz, 16-QAM)	X	3.05	67.65	16.07	0.00	150.0	± 9.6 %
		Y	2.98	67.37	15.86		150.0	
		Z	2.97	67.64	16.02		150.0	
10110-CAC	LTE-FDD (SC-FDMA, 100% RB, 5 MHz, QPSK)	X	2.39	69.06	16.42	0.00	150.0	± 9.6 %
		Y	2.28	68.50	16.06		150.0	
		Z	2.30	69.09	16.40		150.0	
10111-CAC	LTE-FDD (SC-FDMA, 100% RB, 5 MHz, 16-QAM)	X	2.74	68.19	16.31	0.00	150.0	± 9.6 %
		Y	2.67	67.98	16.09		150.0	
		Z	2.67	68.35	16.26		150.0	

10112-CAC	LTE-FDD (SC-FDMA, 100% RB, 10 MHz, 64-QAM)	X	3.17	67.58	16.10	0.00	150.0	± 9.6 %
		Y	3.10	67.35	15.91		150.0	
		Z	3.09	67.60	16.06		150.0	
10113-CAC	LTE-FDD (SC-FDMA, 100% RB, 5 MHz, 64-QAM)	X	2.89	68.27	16.41	0.00	150.0	± 9.6 %
		Y	2.82	68.11	16.22		150.0	
		Z	2.82	68.46	16.37		150.0	
10114-CAB	IEEE 802.11n (HT Greenfield, 13.5 Mbps, BPSK)	X	5.27	67.35	16.58	0.00	150.0	± 9.6 %
		Y	5.24	67.34	16.54		150.0	
		Z	5.22	67.46	16.61		150.0	
10115-CAB	IEEE 802.11n (HT Greenfield, 81 Mbps, 16-QAM)	X	5.65	67.73	16.78	0.00	150.0	± 9.6 %
		Y	5.58	67.62	16.69		150.0	
		Z	5.52	67.64	16.71		150.0	
10116-CAB	IEEE 802.11n (HT Greenfield, 135 Mbps, 64-QAM)	X	5.41	67.65	16.65	0.00	150.0	± 9.6 %
		Y	5.36	67.61	16.60		150.0	
		Z	5.32	67.69	16.65		150.0	
10117-CAB	IEEE 802.11n (HT Mixed, 13.5 Mbps, BPSK)	X	5.27	67.34	16.59	0.00	150.0	± 9.6 %
		Y	5.21	67.24	16.50		150.0	
		Z	5.18	67.31	16.55		150.0	
10118-CAB	IEEE 802.11n (HT Mixed, 81 Mbps, 16-QAM)	X	5.74	67.93	16.89	0.00	150.0	± 9.6 %
		Y	5.69	67.90	16.84		150.0	
		Z	5.63	67.91	16.86		150.0	
10119-CAB	IEEE 802.11n (HT Mixed, 135 Mbps, 64-QAM)	X	5.38	67.60	16.65	0.00	150.0	± 9.6 %
		Y	5.33	67.54	16.58		150.0	
		Z	5.30	67.63	16.64		150.0	
10140-CAB	LTE-FDD (SC-FDMA, 100% RB, 15 MHz, 16-QAM)	X	3.53	67.76	16.14	0.00	150.0	± 9.6 %
		Y	3.46	67.52	15.97		150.0	
		Z	3.45	67.73	16.10		150.0	
10141-CAB	LTE-FDD (SC-FDMA, 100% RB, 15 MHz, 64-QAM)	X	3.65	67.80	16.28	0.00	150.0	± 9.6 %
		Y	3.58	67.60	16.13		150.0	
		Z	3.57	67.80	16.26		150.0	
10142-CAC	LTE-FDD (SC-FDMA, 100% RB, 3 MHz, QPSK)	X	2.16	69.01	16.19	0.00	150.0	± 9.6 %
		Y	2.05	68.42	15.76		150.0	
		Z	2.08	69.10	16.09		150.0	
10143-CAC	LTE-FDD (SC-FDMA, 100% RB, 3 MHz, 16-QAM)	X	2.60	68.85	16.14	0.00	150.0	± 9.6 %
		Y	2.52	68.61	15.83		150.0	
		Z	2.53	69.08	15.98		150.0	
10144-CAC	LTE-FDD (SC-FDMA, 100% RB, 3 MHz, 64-QAM)	X	2.44	67.03	14.81	0.00	150.0	± 9.6 %
		Y	2.34	66.65	14.40		150.0	
		Z	2.32	67.00	14.49		150.0	
10145-CAC	LTE-FDD (SC-FDMA, 100% RB, 1.4 MHz, QPSK)	X	1.49	66.91	13.54	0.00	150.0	± 9.6 %
		Y	1.35	65.78	12.56		150.0	
		Z	1.32	65.90	12.39		150.0	
10146-CAC	LTE-FDD (SC-FDMA, 100% RB, 1.4 MHz, 16-QAM)	X	3.04	72.14	15.77	0.00	150.0	± 9.6 %
		Y	2.51	69.11	13.64		150.0	
		Z	2.25	68.26	13.01		150.0	
10147-CAC	LTE-FDD (SC-FDMA, 100% RB, 1.4 MHz, 64-QAM)	X	3.86	75.64	17.39	0.00	150.0	± 9.6 %
		Y	3.09	71.90	15.02		150.0	
		Z	2.75	70.85	14.33		150.0	

10149-CAB	LTE-FDD (SC-FDMA, 50% RB, 20 MHz, 16-QAM)	X	3.06	67.70	16.11	0.00	150.0	± 9.6 %
		Y	2.98	67.43	15.90		150.0	
		Z	2.97	67.69	16.06		150.0	
10150-CAB	LTE-FDD (SC-FDMA, 50% RB, 20 MHz, 64-QAM)	X	3.18	67.63	16.14	0.00	150.0	± 9.6 %
		Y	3.11	67.40	15.95		150.0	
		Z	3.09	67.65	16.10		150.0	
10151-CAB	LTE-TDD (SC-FDMA, 50% RB, 20 MHz, QPSK)	X	9.07	80.10	22.26	3.98	65.0	± 9.6 %
		Y	9.07	80.39	22.34		65.0	
		Z	9.34	81.28	22.69		65.0	
10152-CAB	LTE-TDD (SC-FDMA, 50% RB, 20 MHz, 16-QAM)	X	8.23	76.96	21.53	3.98	65.0	± 9.6 %
		Y	8.06	76.77	21.37		65.0	
		Z	8.14	77.34	21.61		65.0	
10153-CAB	LTE-TDD (SC-FDMA, 50% RB, 20 MHz, 64-QAM)	X	8.57	77.63	22.13	3.98	65.0	± 9.6 %
		Y	8.45	77.59	22.04		65.0	
		Z	8.54	78.14	22.27		65.0	
10154-CAC	LTE-FDD (SC-FDMA, 50% RB, 10 MHz, QPSK)	X	2.44	69.46	16.67	0.00	150.0	± 9.6 %
		Y	2.33	68.89	16.32		150.0	
		Z	2.35	69.46	16.63		150.0	
10155-CAC	LTE-FDD (SC-FDMA, 50% RB, 10 MHz, 16-QAM)	X	2.74	68.19	16.32	0.00	150.0	± 9.6 %
		Y	2.67	67.99	16.10		150.0	
		Z	2.67	68.37	16.27		150.0	
10156-CAC	LTE-FDD (SC-FDMA, 50% RB, 5 MHz, QPSK)	X	2.02	69.21	16.12	0.00	150.0	± 9.6 %
		Y	1.90	68.51	15.60		150.0	
		Z	1.93	69.24	15.92		150.0	
10157-CAC	LTE-FDD (SC-FDMA, 50% RB, 5 MHz, 16-QAM)	X	2.28	67.66	14.94	0.00	150.0	± 9.6 %
		Y	2.17	67.19	14.46		150.0	
		Z	2.16	67.60	14.55		150.0	
10158-CAC	LTE-FDD (SC-FDMA, 50% RB, 10 MHz, 64-QAM)	X	2.89	68.31	16.45	0.00	150.0	± 9.6 %
		Y	2.83	68.16	16.26		150.0	
		Z	2.82	68.52	16.41		150.0	
10159-CAC	LTE-FDD (SC-FDMA, 50% RB, 5 MHz, 64-QAM)	X	2.38	68.04	15.20	0.00	150.0	± 9.6 %
		Y	2.27	67.61	14.73		150.0	
		Z	2.27	68.00	14.80		150.0	
10160-CAB	LTE-FDD (SC-FDMA, 50% RB, 15 MHz, QPSK)	X	2.92	69.02	16.56	0.00	150.0	± 9.6 %
		Y	2.83	68.66	16.32		150.0	
		Z	2.84	69.11	16.57		150.0	
10161-CAB	LTE-FDD (SC-FDMA, 50% RB, 15 MHz, 16-QAM)	X	3.07	67.53	16.08	0.00	150.0	± 9.6 %
		Y	3.00	67.32	15.88		150.0	
		Z	2.99	67.59	16.03		150.0	
10162-CAB	LTE-FDD (SC-FDMA, 50% RB, 15 MHz, 64-QAM)	X	3.18	67.61	16.15	0.00	150.0	± 9.6 %
		Y	3.11	67.44	15.98		150.0	
		Z	3.10	67.72	16.13		150.0	
10166-CAC	LTE-FDD (SC-FDMA, 50% RB, 1.4 MHz, QPSK)	X	3.81	69.85	19.56	3.01	150.0	± 9.6 %
		Y	3.78	69.99	19.42		150.0	
		Z	3.66	69.89	19.45		150.0	
10167-CAC	LTE-FDD (SC-FDMA, 50% RB, 1.4 MHz, 16-QAM)	X	4.68	72.67	20.04	3.01	150.0	± 9.6 %
		Y	4.76	73.21	20.01		150.0	
		Z	4.49	72.88	19.97		150.0	

10168-CAC	LTE-FDD (SC-FDMA, 50% RB, 1.4 MHz, 64-QAM)	X	5.08	74.47	21.14	3.01	150.0	± 9.6 %
		Y	5.27	75.45	21.32		150.0	
		Z	4.93	74.94	21.19		150.0	
10169-CAB	LTE-FDD (SC-FDMA, 1 RB, 20 MHz, QPSK)	X	3.25	70.08	19.73	3.01	150.0	± 9.6 %
		Y	3.26	70.19	19.53		150.0	
		Z	3.03	69.42	19.31		150.0	
10170-CAB	LTE-FDD (SC-FDMA, 1 RB, 20 MHz, 16-QAM)	X	4.40	75.71	21.91	3.01	150.0	± 9.6 %
		Y	4.68	76.90	22.11		150.0	
		Z	4.09	75.21	21.59		150.0	
10171-AAB	LTE-FDD (SC-FDMA, 1 RB, 20 MHz, 64-QAM)	X	3.73	72.12	19.46	3.01	150.0	± 9.6 %
		Y	3.80	72.44	19.27		150.0	
		Z	3.44	71.51	19.05		150.0	
10172-CAB	LTE-TDD (SC-FDMA, 1 RB, 20 MHz, QPSK)	X	22.19	104.91	32.74	6.02	65.0	± 9.6 %
		Y	18.18	101.07	31.34		65.0	
		Z	23.33	107.18	33.39		65.0	
10173-CAB	LTE-TDD (SC-FDMA, 1 RB, 20 MHz, 16-QAM)	X	26.74	104.16	30.89	6.02	65.0	± 9.6 %
		Y	32.12	107.29	31.48		65.0	
		Z	33.23	109.04	32.12		65.0	
10174-CAB	LTE-TDD (SC-FDMA, 1 RB, 20 MHz, 64-QAM)	X	21.53	98.95	28.85	6.02	65.0	± 9.6 %
		Y	25.96	102.12	29.48		65.0	
		Z	25.02	102.54	29.73		65.0	
10175-CAC	LTE-FDD (SC-FDMA, 1 RB, 10 MHz, QPSK)	X	3.22	69.80	19.51	3.01	150.0	± 9.6 %
		Y	3.21	69.86	19.28		150.0	
		Z	3.00	69.15	19.09		150.0	
10176-CAC	LTE-FDD (SC-FDMA, 1 RB, 10 MHz, 16-QAM)	X	4.40	75.73	21.92	3.01	150.0	± 9.6 %
		Y	4.69	76.92	22.12		150.0	
		Z	4.10	75.24	21.60		150.0	
10177-CAE	LTE-FDD (SC-FDMA, 1 RB, 5 MHz, QPSK)	X	3.24	69.95	19.60	3.01	150.0	± 9.6 %
		Y	3.24	70.02	19.38		150.0	
		Z	3.03	69.29	19.17		150.0	
10178-CAC	LTE-FDD (SC-FDMA, 1 RB, 5 MHz, 16-QAM)	X	4.36	75.49	21.79	3.01	150.0	± 9.6 %
		Y	4.63	76.65	21.98		150.0	
		Z	4.06	75.04	21.49		150.0	
10179-CAC	LTE-FDD (SC-FDMA, 1 RB, 10 MHz, 64-QAM)	X	4.04	73.85	20.58	3.01	150.0	± 9.6 %
		Y	4.20	74.52	20.55		150.0	
		Z	3.75	73.30	20.21		150.0	
10180-CAC	LTE-FDD (SC-FDMA, 1 RB, 5 MHz, 64-QAM)	X	3.72	72.05	19.41	3.01	150.0	± 9.6 %
		Y	3.79	72.35	19.21		150.0	
		Z	3.43	71.45	19.01		150.0	
10181-CAB	LTE-FDD (SC-FDMA, 1 RB, 15 MHz, QPSK)	X	3.24	69.93	19.59	3.01	150.0	± 9.6 %
		Y	3.24	70.01	19.37		150.0	
		Z	3.02	69.27	19.16		150.0	
10182-CAB	LTE-FDD (SC-FDMA, 1 RB, 15 MHz, 16-QAM)	X	4.35	75.47	21.78	3.01	150.0	± 9.6 %
		Y	4.62	76.63	21.97		150.0	
		Z	4.06	75.02	21.48		150.0	
10183-AAA	LTE-FDD (SC-FDMA, 1 RB, 15 MHz, 64-QAM)	X	3.71	72.02	19.40	3.01	150.0	± 9.6 %
		Y	3.78	72.33	19.20		150.0	
		Z	3.43	71.43	18.99		150.0	

10184-CAC	LTE-FDD (SC-FDMA, 1 RB, 3 MHz, QPSK)	X	3.25	69.97	19.61	3.01	150.0	± 9.6 %
		Y	3.25	70.05	19.39		150.0	
		Z	3.03	69.31	19.18		150.0	
10185-CAC	LTE-FDD (SC-FDMA, 1 RB, 3 MHz, 16-QAM)	X	4.37	75.54	21.81	3.01	150.0	± 9.6 %
		Y	4.65	76.71	22.01		150.0	
		Z	4.08	75.08	21.52		150.0	
10186-AAC	LTE-FDD (SC-FDMA, 1 RB, 3 MHz, 64-QAM)	X	3.73	72.09	19.43	3.01	150.0	± 9.6 %
		Y	3.80	72.40	19.24		150.0	
		Z	3.45	71.50	19.03		150.0	
10187-CAC	LTE-FDD (SC-FDMA, 1 RB, 1.4 MHz, QPSK)	X	3.25	70.01	19.66	3.01	150.0	± 9.6 %
		Y	3.26	70.10	19.45		150.0	
		Z	3.04	69.36	19.24		150.0	
10188-CAC	LTE-FDD (SC-FDMA, 1 RB, 1.4 MHz, 16-QAM)	X	4.50	76.15	22.16	3.01	150.0	± 9.6 %
		Y	4.81	77.45	22.42		150.0	
		Z	4.19	75.67	21.86		150.0	
10189-AAC	LTE-FDD (SC-FDMA, 1 RB, 1.4 MHz, 64-QAM)	X	3.80	72.49	19.69	3.01	150.0	± 9.6 %
		Y	3.89	72.86	19.52		150.0	
		Z	3.52	71.89	19.29		150.0	
10193-CAB	IEEE 802.11n (HT Greenfield, 6.5 Mbps, BPSK)	X	4.68	66.74	16.32	0.00	150.0	± 9.6 %
		Y	4.63	66.69	16.23		150.0	
		Z	4.59	66.82	16.29		150.0	
10194-CAB	IEEE 802.11n (HT Greenfield, 39 Mbps, 16-QAM)	X	4.87	67.10	16.44	0.00	150.0	± 9.6 %
		Y	4.81	67.03	16.35		150.0	
		Z	4.77	67.14	16.42		150.0	
10195-CAB	IEEE 802.11n (HT Greenfield, 65 Mbps, 64-QAM)	X	4.91	67.12	16.45	0.00	150.0	± 9.6 %
		Y	4.85	67.06	16.37		150.0	
		Z	4.81	67.17	16.44		150.0	
10196-CAB	IEEE 802.11n (HT Mixed, 6.5 Mbps, BPSK)	X	4.69	66.83	16.36	0.00	150.0	± 9.6 %
		Y	4.63	66.77	16.26		150.0	
		Z	4.60	66.89	16.31		150.0	
10197-CAB	IEEE 802.11n (HT Mixed, 39 Mbps, 16-QAM)	X	4.89	67.12	16.45	0.00	150.0	± 9.6 %
		Y	4.82	67.05	16.37		150.0	
		Z	4.78	67.16	16.43		150.0	
10198-CAB	IEEE 802.11n (HT Mixed, 65 Mbps, 64-QAM)	X	4.92	67.13	16.46	0.00	150.0	± 9.6 %
		Y	4.85	67.08	16.38		150.0	
		Z	4.81	67.19	16.45		150.0	
10219-CAB	IEEE 802.11n (HT Mixed, 7.2 Mbps, BPSK)	X	4.64	66.84	16.32	0.00	150.0	± 9.6 %
		Y	4.58	66.78	16.22		150.0	
		Z	4.55	66.90	16.27		150.0	
10220-CAB	IEEE 802.11n (HT Mixed, 43.3 Mbps, 16-QAM)	X	4.89	67.11	16.45	0.00	150.0	± 9.6 %
		Y	4.82	67.03	16.36		150.0	
		Z	4.78	67.14	16.42		150.0	
10221-CAB	IEEE 802.11n (HT Mixed, 72.2 Mbps, 64-QAM)	X	4.92	67.07	16.45	0.00	150.0	± 9.6 %
		Y	4.86	67.01	16.37		150.0	
		Z	4.82	67.12	16.43		150.0	
10222-CAB	IEEE 802.11n (HT Mixed, 15 Mbps, BPSK)	X	5.25	67.35	16.59	0.00	150.0	± 9.6 %
		Y	5.19	67.24	16.50		150.0	
		Z	5.15	67.31	16.55		150.0	

10223-CAB	IEEE 802.11n (HT Mixed, 90 Mbps, 16-QAM)	X	5.61	67.69	16.79	0.00	150.0	± 9.6 %
		Y	5.51	67.48	16.64		150.0	
		Z	5.47	67.56	16.70		150.0	
10224-CAB	IEEE 802.11n (HT Mixed, 150 Mbps, 64-QAM)	X	5.29	67.44	16.56	0.00	150.0	± 9.6 %
		Y	5.23	67.35	16.47		150.0	
		Z	5.20	67.43	16.53		150.0	
10225-CAB	UMTS-FDD (HSPA+)	X	2.93	66.24	15.61	0.00	150.0	± 9.6 %
		Y	2.88	66.11	15.40		150.0	
		Z	2.86	66.35	15.49		150.0	
10226-CAA	LTE-TDD (SC-FDMA, 1 RB, 1.4 MHz, 16-QAM)	X	28.11	105.20	31.28	6.02	65.0	± 9.6 %
		Y	34.48	108.73	31.97		65.0	
		Z	35.55	110.42	32.58		65.0	
10227-CAA	LTE-TDD (SC-FDMA, 1 RB, 1.4 MHz, 64-QAM)	X	23.67	100.73	29.46	6.02	65.0	± 9.6 %
		Y	28.79	104.06	30.12		65.0	
		Z	29.74	105.65	30.68		65.0	
10228-CAA	LTE-TDD (SC-FDMA, 1 RB, 1.4 MHz, QPSK)	X	25.49	108.07	33.77	6.02	65.0	± 9.6 %
		Y	25.69	108.19	33.55		65.0	
		Z	28.56	111.54	34.73		65.0	
10229-CAB	LTE-TDD (SC-FDMA, 1 RB, 3 MHz, 16-QAM)	X	26.78	104.17	30.90	6.02	65.0	± 9.6 %
		Y	32.21	107.33	31.50		65.0	
		Z	33.28	109.05	32.13		65.0	
10230-CAB	LTE-TDD (SC-FDMA, 1 RB, 3 MHz, 64-QAM)	X	22.70	99.90	29.14	6.02	65.0	± 9.6 %
		Y	27.15	102.91	29.72		65.0	
		Z	28.07	104.53	30.30		65.0	
10231-CAB	LTE-TDD (SC-FDMA, 1 RB, 3 MHz, QPSK)	X	24.36	107.06	33.41	6.02	65.0	± 9.6 %
		Y	24.27	106.95	33.12		65.0	
		Z	26.96	110.27	34.30		65.0	
10232-CAB	LTE-TDD (SC-FDMA, 1 RB, 5 MHz, 16-QAM)	X	26.76	104.17	30.90	6.02	65.0	± 9.6 %
		Y	32.18	107.32	31.49		65.0	
		Z	33.27	109.06	32.13		65.0	
10233-CAB	LTE-TDD (SC-FDMA, 1 RB, 5 MHz, 64-QAM)	X	22.70	99.91	29.15	6.02	65.0	± 9.6 %
		Y	27.14	102.92	29.72		65.0	
		Z	28.07	104.54	30.30		65.0	
10234-CAB	LTE-TDD (SC-FDMA, 1 RB, 5 MHz, QPSK)	X	23.29	105.99	32.99	6.02	65.0	± 9.6 %
		Y	23.00	105.71	32.65		65.0	
		Z	25.54	108.99	33.83		65.0	
10235-CAB	LTE-TDD (SC-FDMA, 1 RB, 10 MHz, 16-QAM)	X	26.83	104.23	30.92	6.02	65.0	± 9.6 %
		Y	32.29	107.40	31.52		65.0	
		Z	33.41	109.14	32.15		65.0	
10236-CAB	LTE-TDD (SC-FDMA, 1 RB, 10 MHz, 64-QAM)	X	22.90	100.05	29.18	6.02	65.0	± 9.6 %
		Y	27.39	103.06	29.76		65.0	
		Z	28.37	104.70	30.34		65.0	
10237-CAB	LTE-TDD (SC-FDMA, 1 RB, 10 MHz, QPSK)	X	24.55	107.24	33.46	6.02	65.0	± 9.6 %
		Y	24.44	107.11	33.17		65.0	
		Z	27.21	110.48	34.36		65.0	
10238-CAB	LTE-TDD (SC-FDMA, 1 RB, 15 MHz, 16-QAM)	X	26.76	104.18	30.90	6.02	65.0	± 9.6 %
		Y	32.18	107.33	31.50		65.0	
		Z	33.28	109.07	32.13		65.0	

10239-CAB	LTE-TDD (SC-FDMA, 1 RB, 15 MHz, 64-QAM)	X	22.70	99.93	29.15	6.02	65.0	± 9.6 %
		Y	27.12	102.93	29.73		65.0	
		Z	28.06	104.54	30.31		65.0	
10240-CAB	LTE-TDD (SC-FDMA, 1 RB, 15 MHz, QPSK)	X	24.47	107.18	33.44	6.02	65.0	± 9.6 %
		Y	24.36	107.06	33.15		65.0	
		Z	27.11	110.42	34.34		65.0	
10241-CAA	LTE-TDD (SC-FDMA, 50% RB, 1.4 MHz, 16-QAM)	X	11.77	85.84	27.41	6.98	65.0	± 9.6 %
		Y	12.07	86.61	27.47		65.0	
		Z	12.08	87.42	27.86		65.0	
10242-CAA	LTE-TDD (SC-FDMA, 50% RB, 1.4 MHz, 64-QAM)	X	10.89	84.05	26.62	6.98	65.0	± 9.6 %
		Y	11.66	85.82	27.08		65.0	
		Z	11.06	85.44	27.01		65.0	
10243-CAA	LTE-TDD (SC-FDMA, 50% RB, 1.4 MHz, QPSK)	X	9.09	81.73	26.56	6.98	65.0	± 9.6 %
		Y	9.43	82.84	26.80		65.0	
		Z	9.04	82.62	26.81		65.0	
10244-CAB	LTE-TDD (SC-FDMA, 50% RB, 3 MHz, 16-QAM)	X	9.26	80.29	21.29	3.98	65.0	± 9.6 %
		Y	9.13	79.89	20.69		65.0	
		Z	8.77	79.44	20.31		65.0	
10245-CAB	LTE-TDD (SC-FDMA, 50% RB, 3 MHz, 64-QAM)	X	9.14	79.83	21.06	3.98	65.0	± 9.6 %
		Y	8.96	79.34	20.43		65.0	
		Z	8.57	78.82	20.02		65.0	
10246-CAB	LTE-TDD (SC-FDMA, 50% RB, 3 MHz, QPSK)	X	8.98	82.32	21.90	3.98	65.0	± 9.6 %
		Y	8.86	82.21	21.62		65.0	
		Z	9.12	82.83	21.67		65.0	
10247-CAB	LTE-TDD (SC-FDMA, 50% RB, 5 MHz, 16-QAM)	X	7.66	77.47	20.57	3.98	65.0	± 9.6 %
		Y	7.50	77.27	20.26		65.0	
		Z	7.51	77.52	20.21		65.0	
10248-CAB	LTE-TDD (SC-FDMA, 50% RB, 5 MHz, 64-QAM)	X	7.66	77.05	20.39	3.98	65.0	± 9.6 %
		Y	7.46	76.74	20.03		65.0	
		Z	7.45	76.97	19.98		65.0	
10249-CAB	LTE-TDD (SC-FDMA, 50% RB, 5 MHz, QPSK)	X	9.79	83.92	23.10	3.98	65.0	± 9.6 %
		Y	9.86	84.24	23.05		65.0	
		Z	10.43	85.45	23.38		65.0	
10250-CAB	LTE-TDD (SC-FDMA, 50% RB, 10 MHz, 16-QAM)	X	8.46	79.16	22.44	3.98	65.0	± 9.6 %
		Y	8.39	79.24	22.37		65.0	
		Z	8.51	79.84	22.56		65.0	
10251-CAB	LTE-TDD (SC-FDMA, 50% RB, 10 MHz, 64-QAM)	X	8.10	77.30	21.43	3.98	65.0	± 9.6 %
		Y	7.94	77.16	21.24		65.0	
		Z	8.04	77.74	21.43		65.0	
10252-CAB	LTE-TDD (SC-FDMA, 50% RB, 10 MHz, QPSK)	X	9.65	82.98	23.38	3.98	65.0	± 9.6 %
		Y	9.72	83.40	23.47		65.0	
		Z	10.23	84.68	23.92		65.0	
10253-CAB	LTE-TDD (SC-FDMA, 50% RB, 15 MHz, 16-QAM)	X	8.03	76.40	21.33	3.98	65.0	± 9.6 %
		Y	7.88	76.23	21.16		65.0	
		Z	7.96	76.80	21.39		65.0	
10254-CAB	LTE-TDD (SC-FDMA, 50% RB, 15 MHz, 64-QAM)	X	8.38	77.08	21.89	3.98	65.0	± 9.6 %
		Y	8.26	77.03	21.78		65.0	
		Z	8.34	77.57	21.99		65.0	

10255-CAB	LTE-TDD (SC-FDMA, 50% RB, 15 MHz, QPSK)	X	8.79	79.75	22.35	3.98	65.0	± 9.6 %
		Y	8.77	79.99	22.39		65.0	
		Z	9.03	80.91	22.75		65.0	
10256-CAA	LTE-TDD (SC-FDMA, 100% RB, 1.4 MHz, 16-QAM)	X	8.34	78.29	19.75	3.98	65.0	± 9.6 %
		Y	7.87	77.13	18.78		65.0	
		Z	7.38	76.27	18.18		65.0	
10257-CAA	LTE-TDD (SC-FDMA, 100% RB, 1.4 MHz, 64-QAM)	X	8.16	77.60	19.40	3.98	65.0	± 9.6 %
		Y	7.65	76.36	18.38		65.0	
		Z	7.14	75.45	17.75		65.0	
10258-CAA	LTE-TDD (SC-FDMA, 100% RB, 1.4 MHz, QPSK)	X	7.81	79.68	20.34	3.98	65.0	± 9.6 %
		Y	7.44	78.93	19.74		65.0	
		Z	7.33	78.78	19.45		65.0	
10259-CAB	LTE-TDD (SC-FDMA, 100% RB, 3 MHz, 16-QAM)	X	7.98	78.07	21.22	3.98	65.0	± 9.6 %
		Y	7.85	77.97	21.00		65.0	
		Z	7.91	78.38	21.05		65.0	
10260-CAB	LTE-TDD (SC-FDMA, 100% RB, 3 MHz, 64-QAM)	X	8.00	77.82	21.14	3.98	65.0	± 9.6 %
		Y	7.85	77.69	20.90		65.0	
		Z	7.89	78.05	20.93		65.0	
10261-CAB	LTE-TDD (SC-FDMA, 100% RB, 3 MHz, QPSK)	X	9.39	82.95	23.03	3.98	65.0	± 9.6 %
		Y	9.40	83.20	22.99		65.0	
		Z	9.89	84.39	23.35		65.0	
10262-CAB	LTE-TDD (SC-FDMA, 100% RB, 5 MHz, 16-QAM)	X	8.45	79.12	22.41	3.98	65.0	± 9.6 %
		Y	8.37	79.19	22.33		65.0	
		Z	8.49	79.79	22.52		65.0	
10263-CAB	LTE-TDD (SC-FDMA, 100% RB, 5 MHz, 64-QAM)	X	8.09	77.29	21.43	3.98	65.0	± 9.6 %
		Y	7.93	77.15	21.23		65.0	
		Z	8.03	77.72	21.42		65.0	
10264-CAB	LTE-TDD (SC-FDMA, 100% RB, 5 MHz, QPSK)	X	9.59	82.85	23.31	3.98	65.0	± 9.6 %
		Y	9.65	83.25	23.39		65.0	
		Z	10.15	84.52	23.84		65.0	
10265-CAB	LTE-TDD (SC-FDMA, 100% RB, 10 MHz, 16-QAM)	X	8.23	76.96	21.54	3.98	65.0	± 9.6 %
		Y	8.05	76.77	21.37		65.0	
		Z	8.14	77.34	21.62		65.0	
10266-CAB	LTE-TDD (SC-FDMA, 100% RB, 10 MHz, 64-QAM)	X	8.57	77.63	22.13	3.98	65.0	± 9.6 %
		Y	8.45	77.58	22.04		65.0	
		Z	8.54	78.13	22.27		65.0	
10267-CAB	LTE-TDD (SC-FDMA, 100% RB, 10 MHz, QPSK)	X	9.05	80.07	22.24	3.98	65.0	± 9.6 %
		Y	9.05	80.35	22.33		65.0	
		Z	9.32	81.24	22.68		65.0	
10268-CAB	LTE-TDD (SC-FDMA, 100% RB, 15 MHz, 16-QAM)	X	8.69	76.48	21.68	3.98	65.0	± 9.6 %
		Y	8.55	76.37	21.58		65.0	
		Z	8.60	76.83	21.80		65.0	
10269-CAB	LTE-TDD (SC-FDMA, 100% RB, 15 MHz, 64-QAM)	X	8.62	76.09	21.59	3.98	65.0	± 9.6 %
		Y	8.49	75.98	21.48		65.0	
		Z	8.53	76.42	21.69		65.0	
10270-CAB	LTE-TDD (SC-FDMA, 100% RB, 15 MHz, QPSK)	X	8.67	77.60	21.41	3.98	65.0	± 9.6 %
		Y	8.63	77.77	21.46		65.0	
		Z	8.74	78.33	21.70		65.0	

10274-CAB	UMTS-FDD (HSUPA, Subtest 5, 3GPP Rel8.10)	X	2.68	66.49	15.46	0.00	150.0	± 9.6 %
		Y	2.64	66.36	15.25		150.0	
		Z	2.64	66.72	15.41		150.0	
10275-CAB	UMTS-FDD (HSUPA, Subtest 5, 3GPP Rel8.4)	X	1.72	68.30	15.90	0.00	150.0	± 9.6 %
		Y	1.64	67.59	15.43		150.0	
		Z	1.68	68.42	15.88		150.0	
10277-CAA	PHS (QPSK)	X	6.02	70.66	14.97	9.03	50.0	± 9.6 %
		Y	5.73	70.04	14.38		50.0	
		Z	5.47	69.48	13.86		50.0	
10278-CAA	PHS (QPSK, BW 884MHz, Rolloff 0.5)	X	9.23	79.88	21.13	9.03	50.0	± 9.6 %
		Y	8.97	79.40	20.65		50.0	
		Z	8.63	78.73	20.10		50.0	
10279-CAA	PHS (QPSK, BW 884MHz, Rolloff 0.38)	X	9.39	80.07	21.21	9.03	50.0	± 9.6 %
		Y	9.09	79.55	20.72		50.0	
		Z	8.75	78.88	20.18		50.0	
10290-AAB	CDMA2000, RC1, SO55, Full Rate	X	1.67	69.78	15.10	0.00	150.0	± 9.6 %
		Y	1.51	68.57	14.20		150.0	
		Z	1.56	69.54	14.49		150.0	
10291-AAB	CDMA2000, RC3, SO55, Full Rate	X	0.96	66.88	13.65	0.00	150.0	± 9.6 %
		Y	0.87	65.74	12.73		150.0	
		Z	0.90	66.64	13.05		150.0	
10292-AAB	CDMA2000, RC3, SO32, Full Rate	X	1.19	70.85	15.94	0.00	150.0	± 9.6 %
		Y	1.05	69.19	14.82		150.0	
		Z	1.18	71.28	15.64		150.0	
10293-AAB	CDMA2000, RC3, SO3, Full Rate	X	1.65	75.83	18.54	0.00	150.0	± 9.6 %
		Y	1.46	74.00	17.41		150.0	
		Z	1.83	77.80	18.80		150.0	
10295-AAB	CDMA2000, RC1, SO3, 1/8th Rate 25 fr.	X	11.15	84.56	24.72	9.03	50.0	± 9.6 %
		Y	11.48	85.16	24.70		50.0	
		Z	12.19	86.43	24.99		50.0	
10297-AAA	LTE-FDD (SC-FDMA, 50% RB, 20 MHz, QPSK)	X	2.92	70.02	16.79	0.00	150.0	± 9.6 %
		Y	2.80	69.49	16.50		150.0	
		Z	2.83	70.00	16.80		150.0	
10298-AAB	LTE-FDD (SC-FDMA, 50% RB, 3 MHz, QPSK)	X	1.78	68.61	15.11	0.00	150.0	± 9.6 %
		Y	1.64	67.69	14.36		150.0	
		Z	1.65	68.26	14.51		150.0	
10299-AAB	LTE-FDD (SC-FDMA, 50% RB, 3 MHz, 16-QAM)	X	3.45	73.44	17.11	0.00	150.0	± 9.6 %
		Y	3.15	71.73	15.70		150.0	
		Z	2.95	71.40	15.41		150.0	
10300-AAB	LTE-FDD (SC-FDMA, 50% RB, 3 MHz, 64-QAM)	X	2.57	68.19	14.01	0.00	150.0	± 9.6 %
		Y	2.33	66.78	12.69		150.0	
		Z	2.15	66.31	12.30		150.0	
10301-AAA	IEEE 802.16e WiMAX (29:18, 5ms, 10MHz, QPSK, PUSC)	X	5.86	68.43	18.97	4.17	80.0	± 9.6 %
		Y	5.73	68.29	18.79		80.0	
		Z	5.73	68.54	18.89		80.0	
10302-AAA	IEEE 802.16e WiMAX (29:18, 5ms, 10MHz, QPSK, PUSC, 3 CTRL symbols)	X	6.41	69.39	19.93	4.96	80.0	± 9.6 %
		Y	6.18	68.69	19.41		80.0	
		Z	6.26	69.42	19.81		80.0	

10303-AAA	IEEE 802.16e WiMAX (31:15, 5ms, 10MHz, 64QAM, PUSC)	X	6.28	69.56	20.03	4.96	80.0	± 9.6 %
		Y	6.03	68.73	19.43		80.0	
		Z	6.12	69.51	19.85		80.0	
10304-AAA	IEEE 802.16e WiMAX (29:18, 5ms, 10MHz, 64QAM, PUSC)	X	5.87	68.66	19.11	4.17	80.0	± 9.6 %
		Y	5.66	68.03	18.63		80.0	
		Z	5.73	68.70	18.98		80.0	
10305-AAA	IEEE 802.16e WiMAX (31:15, 10ms, 10MHz, 64QAM, PUSC, 15 symbols)	X	10.87	86.28	28.15	6.02	50.0	± 9.6 %
		Y	9.20	82.14	26.05		50.0	
		Z	10.60	85.84	27.56		50.0	
10306-AAA	IEEE 802.16e WiMAX (29:18, 10ms, 10MHz, 64QAM, PUSC, 18 symbols)	X	6.93	73.07	22.34	6.02	50.0	± 9.6 %
		Y	7.13	74.84	23.24		50.0	
		Z	6.73	72.91	22.01		50.0	
10307-AAA	IEEE 802.16e WiMAX (29:18, 10ms, 10MHz, QPSK, PUSC, 18 symbols)	X	7.09	73.92	22.53	6.02	50.0	± 9.6 %
		Y	7.45	76.22	23.67		50.0	
		Z	7.88	78.04	24.53		50.0	
10308-AAA	IEEE 802.16e WiMAX (29:18, 10ms, 10MHz, 16QAM, PUSC)	X	7.18	74.44	22.78	6.02	50.0	± 9.6 %
		Y	7.63	77.00	24.03		50.0	
		Z	8.15	79.07	24.99		50.0	
10309-AAA	IEEE 802.16e WiMAX (29:18, 10ms, 10MHz, 16QAM, AMC 2x3, 18 symbols)	X	7.07	73.44	22.54	6.02	50.0	± 9.6 %
		Y	7.26	75.20	23.43		50.0	
		Z	6.83	73.23	22.20		50.0	
10310-AAA	IEEE 802.16e WiMAX (29:18, 10ms, 10MHz, QPSK, AMC 2x3, 18 symbols)	X	6.97	73.37	22.38	6.02	50.0	± 9.6 %
		Y	7.25	75.39	23.40		50.0	
		Z	6.76	73.19	22.05		50.0	
10311-AAA	LTE-FDD (SC-FDMA, 100% RB, 15 MHz, QPSK)	X	3.27	69.28	16.42	0.00	150.0	± 9.6 %
		Y	3.15	68.78	16.15		150.0	
		Z	3.18	69.23	16.41		150.0	
10313-AAA	iDEN 1:3	X	7.81	79.31	19.48	6.99	70.0	± 9.6 %
		Y	7.89	79.65	19.53		70.0	
		Z	8.30	80.53	19.77		70.0	
10314-AAA	iDEN 1:6	X	9.30	83.83	23.52	10.00	30.0	± 9.6 %
		Y	10.04	85.52	24.09		30.0	
		Z	10.56	86.64	24.39		30.0	
10315-AAB	IEEE 802.11b WiFi 2.4 GHz (DSSS, 1 Mbps, 96pc duty cycle)	X	1.19	64.66	15.72	0.17	150.0	± 9.6 %
		Y	1.18	64.30	15.38		150.0	
		Z	1.18	64.77	15.73		150.0	
10316-AAB	IEEE 802.11g WiFi 2.4 GHz (ERP-OFDM, 6 Mbps, 96pc duty cycle)	X	4.79	66.96	16.55	0.17	150.0	± 9.6 %
		Y	4.74	66.91	16.46		150.0	
		Z	4.70	67.03	16.53		150.0	
10317-AAB	IEEE 802.11a WiFi 5 GHz (OFDM, 6 Mbps, 96pc duty cycle)	X	4.79	66.96	16.55	0.17	150.0	± 9.6 %
		Y	4.74	66.91	16.46		150.0	
		Z	4.70	67.03	16.53		150.0	
10400-AAC	IEEE 802.11ac WiFi (20MHz, 64-QAM, 99pc duty cycle)	X	4.88	67.18	16.45	0.00	150.0	± 9.6 %
		Y	4.81	67.10	16.35		150.0	
		Z	4.77	67.22	16.43		150.0	
10401-AAC	IEEE 802.11ac WiFi (40MHz, 64-QAM, 99pc duty cycle)	X	5.55	67.37	16.61	0.00	150.0	± 9.6 %
		Y	5.52	67.37	16.57		150.0	
		Z	5.50	67.52	16.66		150.0	

10402-AAC	IEEE 802.11ac WiFi (80MHz, 64-QAM, 99pc duty cycle)	X	5.84	67.79	16.66	0.00	150.0	± 9.6 %
		Y	5.77	67.68	16.57		150.0	
		Z	5.73	67.71	16.60		150.0	
10403-AAB	CDMA2000 (1xEV-DO, Rev. 0)	X	1.67	69.78	15.10	0.00	115.0	± 9.6 %
		Y	1.51	68.57	14.20		115.0	
		Z	1.56	69.54	14.49		115.0	
10404-AAB	CDMA2000 (1xEV-DO, Rev. A)	X	1.67	69.78	15.10	0.00	115.0	± 9.6 %
		Y	1.51	68.57	14.20		115.0	
		Z	1.56	69.54	14.49		115.0	
10406-AAB	CDMA2000, RC3, SO32, SCH0, Full Rate	X	33.75	112.39	30.22	0.00	100.0	± 9.6 %
		Y	100.00	123.27	31.37		100.0	
		Z	100.00	125.51	32.14		100.0	
10410-AAA	LTE-TDD (SC-FDMA, 1 RB, 10 MHz, QPSK, UL Subframe=2,3,4,7,8,9)	X	1.74	63.66	8.04	2.23	80.0	± 9.6 %
		Y	1.38	61.77	6.59		80.0	
		Z	1.19	61.18	6.06		80.0	
10415-AAA	IEEE 802.11b WiFi 2.4 GHz (DSSS, 1 Mbps, 99pc duty cycle)	X	1.04	63.16	14.84	0.00	150.0	± 9.6 %
		Y	1.03	62.86	14.52		150.0	
		Z	1.04	63.27	14.85		150.0	
10416-AAA	IEEE 802.11g WiFi 2.4 GHz (ERP-OFDM, 6 Mbps, 99pc duty cycle)	X	4.68	66.78	16.37	0.00	150.0	± 9.6 %
		Y	4.63	66.73	16.29		150.0	
		Z	4.60	66.86	16.36		150.0	
10417-AAA	IEEE 802.11a/h WiFi 5 GHz (OFDM, 6 Mbps, 99pc duty cycle)	X	4.68	66.78	16.37	0.00	150.0	± 9.6 %
		Y	4.63	66.73	16.29		150.0	
		Z	4.60	66.86	16.36		150.0	
10418-AAA	IEEE 802.11g WiFi 2.4 GHz (DSSS-OFDM, 6 Mbps, 99pc duty cycle, Long preamble)	X	4.67	66.92	16.38	0.00	150.0	± 9.6 %
		Y	4.62	66.87	16.30		150.0	
		Z	4.59	67.02	16.38		150.0	
10419-AAA	IEEE 802.11g WiFi 2.4 GHz (DSSS-OFDM, 6 Mbps, 99pc duty cycle, Short preamble)	X	4.69	66.88	16.39	0.00	150.0	± 9.6 %
		Y	4.64	66.83	16.30		150.0	
		Z	4.61	66.97	16.38		150.0	
10422-AAA	IEEE 802.11n (HT Greenfield, 7.2 Mbps, BPSK)	X	4.82	66.89	16.41	0.00	150.0	± 9.6 %
		Y	4.76	66.85	16.33		150.0	
		Z	4.73	66.97	16.40		150.0	
10423-AAA	IEEE 802.11n (HT Greenfield, 43.3 Mbps, 16-QAM)	X	5.01	67.26	16.54	0.00	150.0	± 9.6 %
		Y	4.94	67.19	16.45		150.0	
		Z	4.90	67.30	16.52		150.0	
10424-AAA	IEEE 802.11n (HT Greenfield, 72.2 Mbps, 64-QAM)	X	4.92	67.19	16.51	0.00	150.0	± 9.6 %
		Y	4.86	67.13	16.42		150.0	
		Z	4.82	67.25	16.49		150.0	
10425-AAA	IEEE 802.11n (HT Greenfield, 15 Mbps, BPSK)	X	5.54	67.62	16.72	0.00	150.0	± 9.6 %
		Y	5.49	67.58	16.67		150.0	
		Z	5.45	67.65	16.72		150.0	
10426-AAA	IEEE 802.11n (HT Greenfield, 90 Mbps, 16-QAM)	X	5.55	67.65	16.73	0.00	150.0	± 9.6 %
		Y	5.49	67.60	16.67		150.0	
		Z	5.46	67.70	16.74		150.0	

10427-AAA	IEEE 802.11n (HT Greenfield, 150 Mbps, 64-QAM)	X	5.55	67.61	16.71	0.00	150.0	± 9.6 %
		Y	5.50	67.55	16.64		150.0	
		Z	5.46	67.63	16.70		150.0	
10430-AAA	LTE-FDD (OFDMA, 5 MHz, E-TM 3.1)	X	4.31	70.12	18.04	0.00	150.0	± 9.6 %
		Y	4.29	70.45	18.10		150.0	
		Z	4.23	70.56	18.06		150.0	
10431-AAA	LTE-FDD (OFDMA, 10 MHz, E-TM 3.1)	X	4.40	67.33	16.41	0.00	150.0	± 9.6 %
		Y	4.32	67.26	16.29		150.0	
		Z	4.28	67.42	16.36		150.0	
10432-AAA	LTE-FDD (OFDMA, 15 MHz, E-TM 3.1)	X	4.69	67.23	16.46	0.00	150.0	± 9.6 %
		Y	4.62	67.16	16.36		150.0	
		Z	4.58	67.29	16.43		150.0	
10433-AAA	LTE-FDD (OFDMA, 20 MHz, E-TM 3.1)	X	4.94	67.23	16.53	0.00	150.0	± 9.6 %
		Y	4.87	67.16	16.44		150.0	
		Z	4.83	67.28	16.51		150.0	
10434-AAA	W-CDMA (BS Test Model 1, 64 DPCH)	X	4.38	70.81	18.01	0.00	150.0	± 9.6 %
		Y	4.37	71.21	18.05		150.0	
		Z	4.31	71.34	18.00		150.0	
10435-AAA	LTE-TDD (SC-FDMA, 1 RB, 20 MHz, QPSK, UL Subframe=2,3,4,7,8,9)	X	1.74	63.61	8.01	2.23	80.0	± 9.6 %
		Y	1.38	61.75	6.57		80.0	
		Z	1.19	61.16	6.05		80.0	
10447-AAA	LTE-FDD (OFDMA, 5 MHz, E-TM 3.1, Clipping 44%)	X	3.70	67.35	15.86	0.00	150.0	± 9.6 %
		Y	3.61	67.22	15.64		150.0	
		Z	3.57	67.43	15.68		150.0	
10448-AAA	LTE-FDD (OFDMA, 10 MHz, E-TM 3.1, Clipping 44%)	X	4.22	67.10	16.27	0.00	150.0	± 9.6 %
		Y	4.15	67.03	16.14		150.0	
		Z	4.12	67.20	16.22		150.0	
10449-AAA	LTE-FDD (OFDMA, 15 MHz, E-TM 3.1, Clipping 44%)	X	4.49	67.04	16.35	0.00	150.0	± 9.6 %
		Y	4.42	66.97	16.25		150.0	
		Z	4.39	67.11	16.33		150.0	
10450-AAA	LTE-FDD (OFDMA, 20 MHz, E-TM 3.1, Clipping 44%)	X	4.67	66.98	16.38	0.00	150.0	± 9.6 %
		Y	4.62	66.91	16.28		150.0	
		Z	4.59	67.03	16.35		150.0	
10451-AAA	W-CDMA (BS Test Model 1, 64 DPCH, Clipping 44%)	X	3.62	67.60	15.58	0.00	150.0	± 9.6 %
		Y	3.51	67.42	15.29		150.0	
		Z	3.46	67.61	15.30		150.0	
10456-AAA	IEEE 802.11ac WiFi (160MHz, 64-QAM, 99pc duty cycle)	X	6.40	68.21	16.89	0.00	150.0	± 9.6 %
		Y	6.35	68.13	16.82		150.0	
		Z	6.32	68.18	16.86		150.0	
10457-AAA	UMTS-FDD (DC-HSDPA)	X	3.88	65.40	16.09	0.00	150.0	± 9.6 %
		Y	3.86	65.36	15.99		150.0	
		Z	3.84	65.49	16.07		150.0	
10458-AAA	CDMA2000 (1xEV-DO, Rev. B, 2 carriers)	X	3.45	66.95	15.09	0.00	150.0	± 9.6 %
		Y	3.34	66.77	14.75		150.0	
		Z	3.29	66.99	14.74		150.0	
10459-AAA	CDMA2000 (1xEV-DO, Rev. B, 3 carriers)	X	4.59	65.33	15.97	0.00	150.0	± 9.6 %
		Y	4.51	65.40	15.82		150.0	
		Z	4.40	65.36	15.73		150.0	

10460-AAA	UMTS-FDD (WCDMA, AMR)	X	0.97	68.70	16.53	0.00	150.0	± 9.6 %
		Y	0.90	67.40	15.70		150.0	
		Z	0.96	68.91	16.58		150.0	
10461-AAA	LTE-TDD (SC-FDMA, 1 RB, 1.4 MHz, QPSK, UL Subframe=2,3,4,7,8,9)	X	100.00	126.27	33.67	3.29	80.0	± 9.6 %
		Y	100.00	124.73	32.73		80.0	
		Z	100.00	126.11	33.20		80.0	
10462-AAA	LTE-TDD (SC-FDMA, 1 RB, 1.4 MHz, 16-QAM, UL Subframe=2,3,4,7,8,9)	X	100.00	112.85	27.19	3.23	80.0	± 9.6 %
		Y	100.00	110.14	25.73		80.0	
		Z	100.00	110.66	25.78		80.0	
10463-AAA	LTE-TDD (SC-FDMA, 1 RB, 1.4 MHz, 64-QAM, UL Subframe=2,3,4,7,8,9)	X	100.00	110.01	25.82	3.23	80.0	± 9.6 %
		Y	45.24	98.68	22.35		80.0	
		Z	41.40	98.10	22.11		80.0	
10464-AAA	LTE-TDD (SC-FDMA, 1 RB, 3 MHz, QPSK, UL Subframe=2,3,4,7,8,9)	X	100.00	124.60	32.74	3.23	80.0	± 9.6 %
		Y	100.00	122.85	31.70		80.0	
		Z	100.00	124.18	32.14		80.0	
10465-AAA	LTE-TDD (SC-FDMA, 1 RB, 3 MHz, 16-QAM, UL Subframe=2,3,4,7,8,9)	X	100.00	112.39	26.96	3.23	80.0	± 9.6 %
		Y	100.00	109.65	25.48		80.0	
		Z	100.00	110.15	25.54		80.0	
10466-AAA	LTE-TDD (SC-FDMA, 1 RB, 3 MHz, 64-QAM, UL Subframe=2,3,4,7,8,9)	X	100.00	109.56	25.60	3.23	80.0	± 9.6 %
		Y	20.93	90.10	20.10		80.0	
		Z	19.90	90.01	19.99		80.0	
10467-AAA	LTE-TDD (SC-FDMA, 1 RB, 5 MHz, QPSK, UL Subframe=2,3,4,7,8,9)	X	100.00	124.80	32.83	3.23	80.0	± 9.6 %
		Y	100.00	123.06	31.80		80.0	
		Z	100.00	124.41	32.25		80.0	
10468-AAA	LTE-TDD (SC-FDMA, 1 RB, 5 MHz, 16-QAM, UL Subframe=2,3,4,7,8,9)	X	100.00	112.54	27.03	3.23	80.0	± 9.6 %
		Y	100.00	109.81	25.56		80.0	
		Z	100.00	110.32	25.61		80.0	
10469-AAA	LTE-TDD (SC-FDMA, 1 RB, 5 MHz, 64-QAM, UL Subframe=2,3,4,7,8,9)	X	100.00	109.58	25.60	3.23	80.0	± 9.6 %
		Y	21.63	90.47	20.19		80.0	
		Z	20.63	90.40	20.09		80.0	
10470-AAA	LTE-TDD (SC-FDMA, 1 RB, 10 MHz, QPSK, UL Subframe=2,3,4,7,8,9)	X	100.00	124.83	32.83	3.23	80.0	± 9.6 %
		Y	100.00	123.09	31.81		80.0	
		Z	100.00	124.44	32.25		80.0	
10471-AAA	LTE-TDD (SC-FDMA, 1 RB, 10 MHz, 16-QAM, UL Subframe=2,3,4,7,8,9)	X	100.00	112.50	27.01	3.23	80.0	± 9.6 %
		Y	100.00	109.76	25.53		80.0	
		Z	100.00	110.28	25.59		80.0	
10472-AAA	LTE-TDD (SC-FDMA, 1 RB, 10 MHz, 64-QAM, UL Subframe=2,3,4,7,8,9)	X	100.00	109.54	25.58	3.23	80.0	± 9.6 %
		Y	21.62	90.44	20.17		80.0	
		Z	20.65	90.38	20.07		80.0	
10473-AAA	LTE-TDD (SC-FDMA, 1 RB, 15 MHz, QPSK, UL Subframe=2,3,4,7,8,9)	X	100.00	124.81	32.82	3.23	80.0	± 9.6 %
		Y	100.00	123.06	31.79		80.0	
		Z	100.00	124.41	32.24		80.0	
10474-AAA	LTE-TDD (SC-FDMA, 1 RB, 15 MHz, 16-QAM, UL Subframe=2,3,4,7,8,9)	X	100.00	112.51	27.01	3.23	80.0	± 9.6 %
		Y	100.00	109.77	25.53		80.0	
		Z	100.00	110.28	25.59		80.0	
10475-AAA	LTE-TDD (SC-FDMA, 1 RB, 15 MHz, 64-QAM, UL Subframe=2,3,4,7,8,9)	X	100.00	109.55	25.58	3.23	80.0	± 9.6 %
		Y	21.21	90.24	20.12		80.0	
		Z	20.25	90.19	20.02		80.0	

10477-AAA	LTE-TDD (SC-FDMA, 1 RB, 20 MHz, 16-QAM, UL Subframe=2,3,4,7,8,9)	X	100.00	112.36	26.94	3.23	80.0	± 9.6 %
		Y	100.00	109.61	25.45		80.0	
		Z	100.00	110.11	25.51		80.0	
10478-AAA	LTE-TDD (SC-FDMA, 1 RB, 20 MHz, 64-QAM, UL Subframe=2,3,4,7,8,9)	X	100.00	109.50	25.56	3.23	80.0	± 9.6 %
		Y	20.76	89.98	20.04		80.0	
		Z	19.84	89.93	19.94		80.0	
10479-AAA	LTE-TDD (SC-FDMA, 50% RB, 1.4 MHz, QPSK, UL Subframe=2,3,4,7,8,9)	X	58.51	99.71	21.84	1.99	80.0	± 9.6 %
		Y	2.83	68.12	11.73		80.0	
		Z	2.02	65.19	10.20		80.0	
10480-AAA	LTE-TDD (SC-FDMA, 50% RB, 1.4 MHz, 16-QAM, UL Subframe=2,3,4,7,8,9)	X	1.94	62.29	8.97	1.99	80.0	± 9.6 %
		Y	1.48	60.00	7.15		80.0	
		Z	1.40	60.00	6.83		80.0	
10481-AAA	LTE-TDD (SC-FDMA, 50% RB, 1.4 MHz, 64-QAM, UL Subframe=2,3,4,7,8,9)	X	1.69	60.76	7.96	1.99	80.0	± 9.6 %
		Y	1.51	60.00	6.93		80.0	
		Z	1.42	60.00	6.60		80.0	
10482-AAA	LTE-TDD (SC-FDMA, 50% RB, 3 MHz, QPSK, UL Subframe=2,3,4,7,8,9)	X	6.22	79.53	19.48	1.99	80.0	± 9.6 %
		Y	5.67	78.20	18.70		80.0	
		Z	6.21	79.55	18.96		80.0	
10483-AAA	LTE-TDD (SC-FDMA, 50% RB, 3 MHz, 16-QAM, UL Subframe=2,3,4,7,8,9)	X	9.79	83.22	20.89	1.99	80.0	± 9.6 %
		Y	8.22	80.16	19.24		80.0	
		Z	7.74	79.40	18.72		80.0	
10484-AAA	LTE-TDD (SC-FDMA, 50% RB, 3 MHz, 64-QAM, UL Subframe=2,3,4,7,8,9)	X	8.79	81.50	20.33	1.99	80.0	± 9.6 %
		Y	7.36	78.50	18.69		80.0	
		Z	6.86	77.66	18.14		80.0	
10485-AAA	LTE-TDD (SC-FDMA, 50% RB, 5 MHz, QPSK, UL Subframe=2,3,4,7,8,9)	X	6.82	81.36	20.95	1.99	80.0	± 9.6 %
		Y	6.50	80.76	20.54		80.0	
		Z	7.40	82.92	21.18		80.0	
10486-AAA	LTE-TDD (SC-FDMA, 50% RB, 5 MHz, 16-QAM, UL Subframe=2,3,4,7,8,9)	X	4.82	73.42	17.80	1.99	80.0	± 9.6 %
		Y	4.63	72.97	17.36		80.0	
		Z	4.74	73.53	17.43		80.0	
10487-AAA	LTE-TDD (SC-FDMA, 50% RB, 5 MHz, 64-QAM, UL Subframe=2,3,4,7,8,9)	X	4.75	72.86	17.59	1.99	80.0	± 9.6 %
		Y	4.55	72.39	17.14		80.0	
		Z	4.62	72.85	17.16		80.0	
10488-AAA	LTE-TDD (SC-FDMA, 50% RB, 10 MHz, QPSK, UL Subframe=2,3,4,7,8,9)	X	6.33	79.06	20.79	1.99	80.0	± 9.6 %
		Y	6.06	78.64	20.56		80.0	
		Z	6.53	80.22	21.14		80.0	
10489-AAA	LTE-TDD (SC-FDMA, 50% RB, 10 MHz, 16-QAM, UL Subframe=2,3,4,7,8,9)	X	4.90	72.77	18.64	1.99	80.0	± 9.6 %
		Y	4.78	72.60	18.46		80.0	
		Z	4.87	73.25	18.68		80.0	
10490-AAA	LTE-TDD (SC-FDMA, 50% RB, 10 MHz, 64-QAM, UL Subframe=2,3,4,7,8,9)	X	4.94	72.37	18.52	1.99	80.0	± 9.6 %
		Y	4.82	72.23	18.34		80.0	
		Z	4.89	72.83	18.55		80.0	
10491-AAA	LTE-TDD (SC-FDMA, 50% RB, 15 MHz, QPSK, UL Subframe=2,3,4,7,8,9)	X	5.76	75.71	19.73	1.99	80.0	± 9.6 %
		Y	5.56	75.41	19.57		80.0	
		Z	5.77	76.39	19.98		80.0	
10492-AAA	LTE-TDD (SC-FDMA, 50% RB, 15 MHz, 16-QAM, UL Subframe=2,3,4,7,8,9)	X	5.05	71.42	18.41	1.99	80.0	± 9.6 %
		Y	4.93	71.27	18.27		80.0	
		Z	4.97	71.74	18.46		80.0	

10493-AAA	LTE-TDD (SC-FDMA, 50% RB, 15 MHz, 64-QAM, UL Subframe=2,3,4,7,8,9)	X	5.09	71.18	18.33	1.99	80.0	± 9.6 %
		Y	4.98	71.04	18.20		80.0	
		Z	5.01	71.48	18.38		80.0	
10494-AAA	LTE-TDD (SC-FDMA, 50% RB, 20 MHz, QPSK, UL Subframe=2,3,4,7,8,9)	X	6.53	77.72	20.27	1.99	80.0	± 9.6 %
		Y	6.28	77.34	20.10		80.0	
		Z	6.58	78.46	20.55		80.0	
10495-AAA	LTE-TDD (SC-FDMA, 50% RB, 20 MHz, 16-QAM, UL Subframe=2,3,4,7,8,9)	X	5.16	72.02	18.64	1.99	80.0	± 9.6 %
		Y	5.03	71.83	18.50		80.0	
		Z	5.08	72.30	18.71		80.0	
10496-AAA	LTE-TDD (SC-FDMA, 50% RB, 20 MHz, 64-QAM, UL Subframe=2,3,4,7,8,9)	X	5.18	71.54	18.50	1.99	80.0	± 9.6 %
		Y	5.05	71.37	18.37		80.0	
		Z	5.08	71.80	18.56		80.0	
10497-AAA	LTE-TDD (SC-FDMA, 100% RB, 1.4 MHz, QPSK, UL Subframe=2,3,4,7,8,9)	X	4.22	73.94	16.64	1.99	80.0	± 9.6 %
		Y	3.52	71.56	15.30		80.0	
		Z	3.45	71.36	14.94		80.0	
10498-AAA	LTE-TDD (SC-FDMA, 100% RB, 1.4 MHz, 16-QAM, UL Subframe=2,3,4,7,8,9)	X	2.80	66.23	12.64	1.99	80.0	± 9.6 %
		Y	2.34	64.22	11.27		80.0	
		Z	2.12	63.36	10.55		80.0	
10499-AAA	LTE-TDD (SC-FDMA, 100% RB, 1.4 MHz, 64-QAM, UL Subframe=2,3,4,7,8,9)	X	2.72	65.59	12.23	1.99	80.0	± 9.6 %
		Y	2.26	63.61	10.85		80.0	
		Z	2.04	62.73	10.11		80.0	
10500-AAA	LTE-TDD (SC-FDMA, 100% RB, 3 MHz, QPSK, UL Subframe=2,3,4,7,8,9)	X	6.32	79.75	20.69	1.99	80.0	± 9.6 %
		Y	6.07	79.31	20.38		80.0	
		Z	6.73	81.21	20.99		80.0	
10501-AAA	LTE-TDD (SC-FDMA, 100% RB, 3 MHz, 16-QAM, UL Subframe=2,3,4,7,8,9)	X	4.85	73.09	18.10	1.99	80.0	± 9.6 %
		Y	4.71	72.83	17.79		80.0	
		Z	4.82	73.48	17.94		80.0	
10502-AAA	LTE-TDD (SC-FDMA, 100% RB, 3 MHz, 64-QAM, UL Subframe=2,3,4,7,8,9)	X	4.86	72.75	17.93	1.99	80.0	± 9.6 %
		Y	4.72	72.50	17.62		80.0	
		Z	4.81	73.08	17.74		80.0	
10503-AAA	LTE-TDD (SC-FDMA, 100% RB, 5 MHz, QPSK, UL Subframe=2,3,4,7,8,9)	X	6.23	78.82	20.68	1.99	80.0	± 9.6 %
		Y	5.95	78.37	20.44		80.0	
		Z	6.42	79.94	21.02		80.0	
10504-AAA	LTE-TDD (SC-FDMA, 100% RB, 5 MHz, 16-QAM, UL Subframe=2,3,4,7,8,9)	X	4.87	72.67	18.59	1.99	80.0	± 9.6 %
		Y	4.75	72.49	18.40		80.0	
		Z	4.84	73.13	18.62		80.0	
10505-AAA	LTE-TDD (SC-FDMA, 100% RB, 5 MHz, 64-QAM, UL Subframe=2,3,4,7,8,9)	X	4.91	72.27	18.46	1.99	80.0	± 9.6 %
		Y	4.79	72.12	18.28		80.0	
		Z	4.86	72.72	18.49		80.0	
10506-AAA	LTE-TDD (SC-FDMA, 100% RB, 10 MHz, QPSK, UL Subframe=2,3,4,7,8,9)	X	6.46	77.55	20.19	1.99	80.0	± 9.6 %
		Y	6.21	77.15	20.02		80.0	
		Z	6.51	78.26	20.46		80.0	
10507-AAA	LTE-TDD (SC-FDMA, 100% RB, 10 MHz, 16-QAM, UL Subframe=2,3,4,7,8,9)	X	5.14	71.96	18.61	1.99	80.0	± 9.6 %
		Y	5.01	71.75	18.46		80.0	
		Z	5.06	72.23	18.67		80.0	

10508-AAA	LTE-TDD (SC-FDMA, 100% RB, 10 MHz, 64-QAM, UL Subframe=2,3,4,7,8,9)	X	5.16	71.47	18.46	1.99	80.0	± 9.6 %
		Y	5.03	71.29	18.32		80.0	
		Z	5.06	71.72	18.51		80.0	
10509-AAA	LTE-TDD (SC-FDMA, 100% RB, 15 MHz, QPSK, UL Subframe=2,3,4,7,8,9)	X	6.14	74.73	19.20	1.99	80.0	± 9.6 %
		Y	5.97	74.49	19.09		80.0	
		Z	6.10	75.16	19.39		80.0	
10510-AAA	LTE-TDD (SC-FDMA, 100% RB, 15 MHz, 16-QAM, UL Subframe=2,3,4,7,8,9)	X	5.51	71.17	18.39	1.99	80.0	± 9.6 %
		Y	5.39	70.97	18.27		80.0	
		Z	5.40	71.31	18.44		80.0	
10511-AAA	LTE-TDD (SC-FDMA, 100% RB, 15 MHz, 64-QAM, UL Subframe=2,3,4,7,8,9)	X	5.51	70.78	18.29	1.99	80.0	± 9.6 %
		Y	5.39	70.61	18.18		80.0	
		Z	5.40	70.92	18.33		80.0	
10512-AAA	LTE-TDD (SC-FDMA, 100% RB, 20 MHz, QPSK, UL Subframe=2,3,4,7,8,9)	X	6.82	76.98	19.86	1.99	80.0	± 9.6 %
		Y	6.58	76.61	19.70		80.0	
		Z	6.81	77.47	20.06		80.0	
10513-AAA	LTE-TDD (SC-FDMA, 100% RB, 20 MHz, 16-QAM, UL Subframe=2,3,4,7,8,9)	X	5.48	71.72	18.59	1.99	80.0	± 9.6 %
		Y	5.34	71.47	18.45		80.0	
		Z	5.36	71.82	18.62		80.0	
10514-AAA	LTE-TDD (SC-FDMA, 100% RB, 20 MHz, 64-QAM, UL Subframe=2,3,4,7,8,9)	X	5.41	71.11	18.42	1.99	80.0	± 9.6 %
		Y	5.28	70.89	18.29		80.0	
		Z	5.30	71.22	18.45		80.0	
10515-AAA	IEEE 802.11b WiFi 2.4 GHz (DSSS, 2 Mbps, 99pc duty cycle)	X	1.00	63.36	14.91	0.00	150.0	± 9.6 %
		Y	0.99	63.02	14.56		150.0	
		Z	1.00	63.47	14.92		150.0	
10516-AAA	IEEE 802.11b WiFi 2.4 GHz (DSSS, 5.5 Mbps, 99pc duty cycle)	X	0.68	71.55	17.93	0.00	150.0	± 9.6 %
		Y	0.59	68.73	16.35		150.0	
		Z	0.68	71.90	18.11		150.0	
10517-AAA	IEEE 802.11b WiFi 2.4 GHz (DSSS, 11 Mbps, 99pc duty cycle)	X	0.87	65.47	15.63	0.00	150.0	± 9.6 %
		Y	0.84	64.73	15.06		150.0	
		Z	0.86	65.56	15.65		150.0	
10518-AAA	IEEE 802.11a/h WiFi 5 GHz (OFDM, 9 Mbps, 99pc duty cycle)	X	4.68	66.86	16.35	0.00	150.0	± 9.6 %
		Y	4.62	66.81	16.27		150.0	
		Z	4.59	66.94	16.34		150.0	
10519-AAA	IEEE 802.11a/h WiFi 5 GHz (OFDM, 12 Mbps, 99pc duty cycle)	X	4.89	67.14	16.50	0.00	150.0	± 9.6 %
		Y	4.82	67.07	16.40		150.0	
		Z	4.78	67.18	16.46		150.0	
10520-AAA	IEEE 802.11a/h WiFi 5 GHz (OFDM, 18 Mbps, 99pc duty cycle)	X	4.74	67.11	16.42	0.00	150.0	± 9.6 %
		Y	4.67	67.03	16.32		150.0	
		Z	4.63	67.14	16.38		150.0	
10521-AAA	IEEE 802.11a/h WiFi 5 GHz (OFDM, 24 Mbps, 99pc duty cycle)	X	4.67	67.11	16.40	0.00	150.0	± 9.6 %
		Y	4.60	67.02	16.30		150.0	
		Z	4.56	67.13	16.37		150.0	
10522-AAA	IEEE 802.11a/h WiFi 5 GHz (OFDM, 36 Mbps, 99pc duty cycle)	X	4.72	67.12	16.45	0.00	150.0	± 9.6 %
		Y	4.66	67.08	16.37		150.0	
		Z	4.62	67.23	16.46		150.0	

10523-AAA	IEEE 802.11a/h WiFi 5 GHz (OFDM, 48 Mbps, 99pc duty cycle)	X	4.59	67.00	16.30	0.00	150.0	± 9.6 %
		Y	4.53	66.94	16.21		150.0	
		Z	4.50	67.08	16.29		150.0	
10524-AAA	IEEE 802.11a/h WiFi 5 GHz (OFDM, 54 Mbps, 99pc duty cycle)	X	4.67	67.07	16.44	0.00	150.0	± 9.6 %
		Y	4.60	67.01	16.35		150.0	
		Z	4.56	67.14	16.42		150.0	
10525-AAA	IEEE 802.11ac WiFi (20MHz, MCS0, 99pc duty cycle)	X	4.63	66.09	16.01	0.00	150.0	± 9.6 %
		Y	4.58	66.04	15.93		150.0	
		Z	4.55	66.18	16.00		150.0	
10526-AAA	IEEE 802.11ac WiFi (20MHz, MCS1, 99pc duty cycle)	X	4.83	66.49	16.16	0.00	150.0	± 9.6 %
		Y	4.76	66.42	16.07		150.0	
		Z	4.72	66.55	16.15		150.0	
10527-AAA	IEEE 802.11ac WiFi (20MHz, MCS2, 99pc duty cycle)	X	4.74	66.45	16.11	0.00	150.0	± 9.6 %
		Y	4.68	66.38	16.02		150.0	
		Z	4.64	66.51	16.09		150.0	
10528-AAA	IEEE 802.11ac WiFi (20MHz, MCS3, 99pc duty cycle)	X	4.76	66.47	16.14	0.00	150.0	± 9.6 %
		Y	4.69	66.40	16.05		150.0	
		Z	4.66	66.53	16.12		150.0	
10529-AAA	IEEE 802.11ac WiFi (20MHz, MCS4, 99pc duty cycle)	X	4.76	66.47	16.14	0.00	150.0	± 9.6 %
		Y	4.69	66.40	16.05		150.0	
		Z	4.66	66.53	16.12		150.0	
10531-AAA	IEEE 802.11ac WiFi (20MHz, MCS6, 99pc duty cycle)	X	4.77	66.61	16.17	0.00	150.0	± 9.6 %
		Y	4.69	66.52	16.07		150.0	
		Z	4.65	66.64	16.14		150.0	
10532-AAA	IEEE 802.11ac WiFi (20MHz, MCS7, 99pc duty cycle)	X	4.62	66.47	16.10	0.00	150.0	± 9.6 %
		Y	4.55	66.36	16.00		150.0	
		Z	4.51	66.48	16.07		150.0	
10533-AAA	IEEE 802.11ac WiFi (20MHz, MCS8, 99pc duty cycle)	X	4.77	66.50	16.12	0.00	150.0	± 9.6 %
		Y	4.70	66.43	16.03		150.0	
		Z	4.67	66.57	16.11		150.0	
10534-AAA	IEEE 802.11ac WiFi (40MHz, MCS0, 99pc duty cycle)	X	5.29	66.64	16.21	0.00	150.0	± 9.6 %
		Y	5.24	66.57	16.14		150.0	
		Z	5.20	66.65	16.19		150.0	
10535-AAA	IEEE 802.11ac WiFi (40MHz, MCS1, 99pc duty cycle)	X	5.36	66.79	16.27	0.00	150.0	± 9.6 %
		Y	5.31	66.74	16.21		150.0	
		Z	5.28	66.85	16.28		150.0	
10536-AAA	IEEE 802.11ac WiFi (40MHz, MCS2, 99pc duty cycle)	X	5.23	66.76	16.24	0.00	150.0	± 9.6 %
		Y	5.17	66.68	16.16		150.0	
		Z	5.14	66.78	16.23		150.0	
10537-AAA	IEEE 802.11ac WiFi (40MHz, MCS3, 99pc duty cycle)	X	5.29	66.75	16.24	0.00	150.0	± 9.6 %
		Y	5.23	66.66	16.16		150.0	
		Z	5.20	66.75	16.22		150.0	
10538-AAA	IEEE 802.11ac WiFi (40MHz, MCS4, 99pc duty cycle)	X	5.40	66.82	16.31	0.00	150.0	± 9.6 %
		Y	5.33	66.70	16.22		150.0	
		Z	5.29	66.77	16.27		150.0	
10540-AAA	IEEE 802.11ac WiFi (40MHz, MCS6, 99pc duty cycle)	X	5.31	66.77	16.31	0.00	150.0	± 9.6 %
		Y	5.26	66.70	16.23		150.0	
		Z	5.22	66.80	16.30		150.0	

10541-AAA	IEEE 802.11ac WiFi (40MHz, MCS7, 99pc duty cycle)	X	5.28	66.64	16.23	0.00	150.0	± 9.6 %
		Y	5.22	66.56	16.15		150.0	
		Z	5.19	66.65	16.21		150.0	
10542-AAA	IEEE 802.11ac WiFi (40MHz, MCS8, 99pc duty cycle)	X	5.44	66.72	16.29	0.00	150.0	± 9.6 %
		Y	5.38	66.64	16.21		150.0	
		Z	5.35	66.72	16.27		150.0	
10543-AAA	IEEE 802.11ac WiFi (40MHz, MCS9, 99pc duty cycle)	X	5.53	66.75	16.32	0.00	150.0	± 9.6 %
		Y	5.47	66.70	16.26		150.0	
		Z	5.43	66.78	16.32		150.0	
10544-AAA	IEEE 802.11ac WiFi (80MHz, MCS0, 99pc duty cycle)	X	5.58	66.73	16.19	0.00	150.0	± 9.6 %
		Y	5.54	66.67	16.13		150.0	
		Z	5.51	66.75	16.18		150.0	
10545-AAA	IEEE 802.11ac WiFi (80MHz, MCS1, 99pc duty cycle)	X	5.81	67.22	16.38	0.00	150.0	± 9.6 %
		Y	5.76	67.15	16.31		150.0	
		Z	5.72	67.23	16.37		150.0	
10546-AAA	IEEE 802.11ac WiFi (80MHz, MCS2, 99pc duty cycle)	X	5.68	67.02	16.30	0.00	150.0	± 9.6 %
		Y	5.62	66.92	16.22		150.0	
		Z	5.58	66.98	16.26		150.0	
10547-AAA	IEEE 802.11ac WiFi (80MHz, MCS3, 99pc duty cycle)	X	5.76	67.10	16.33	0.00	150.0	± 9.6 %
		Y	5.70	67.00	16.25		150.0	
		Z	5.65	67.02	16.27		150.0	
10548-AAA	IEEE 802.11ac WiFi (80MHz, MCS4, 99pc duty cycle)	X	6.17	68.50	17.00	0.00	150.0	± 9.6 %
		Y	6.07	68.26	16.85		150.0	
		Z	5.98	68.20	16.84		150.0	
10550-AAA	IEEE 802.11ac WiFi (80MHz, MCS6, 99pc duty cycle)	X	5.69	66.98	16.29	0.00	150.0	± 9.6 %
		Y	5.64	66.92	16.22		150.0	
		Z	5.61	67.01	16.29		150.0	
10551-AAA	IEEE 802.11ac WiFi (80MHz, MCS7, 99pc duty cycle)	X	5.70	67.05	16.28	0.00	150.0	± 9.6 %
		Y	5.64	66.94	16.20		150.0	
		Z	5.61	67.02	16.25		150.0	
10552-AAA	IEEE 802.11ac WiFi (80MHz, MCS8, 99pc duty cycle)	X	5.60	66.80	16.17	0.00	150.0	± 9.6 %
		Y	5.55	66.72	16.10		150.0	
		Z	5.52	66.80	16.15		150.0	
10553-AAA	IEEE 802.11ac WiFi (80MHz, MCS9, 99pc duty cycle)	X	5.70	66.86	16.23	0.00	150.0	± 9.6 %
		Y	5.64	66.77	16.15		150.0	
		Z	5.60	66.84	16.20		150.0	
10554-AAA	IEEE 1602.11ac WiFi (160MHz, MCS0, 99pc duty cycle)	X	5.99	67.13	16.30	0.00	150.0	± 9.6 %
		Y	5.95	67.06	16.23		150.0	
		Z	5.92	67.12	16.27		150.0	
10555-AAA	IEEE 1602.11ac WiFi (160MHz, MCS1, 99pc duty cycle)	X	6.14	67.48	16.45	0.00	150.0	± 9.6 %
		Y	6.10	67.40	16.38		150.0	
		Z	6.07	67.46	16.42		150.0	
10556-AAA	IEEE 1602.11ac WiFi (160MHz, MCS2, 99pc duty cycle)	X	6.16	67.50	16.45	0.00	150.0	± 9.6 %
		Y	6.11	67.42	16.38		150.0	
		Z	6.08	67.49	16.43		150.0	
10557-AAA	IEEE 1602.11ac WiFi (160MHz, MCS3, 99pc duty cycle)	X	6.13	67.44	16.44	0.00	150.0	± 9.6 %
		Y	6.08	67.33	16.36		150.0	
		Z	6.04	67.39	16.40		150.0	

10558-AAA	IEEE 1602.11ac WiFi (160MHz, MCS4, 99pc duty cycle)	X	6.20	67.65	16.56	0.00	150.0	± 9.6 %
		Y	6.14	67.52	16.46		150.0	
		Z	6.10	67.56	16.50		150.0	
10560-AAA	IEEE 1602.11ac WiFi (160MHz, MCS6, 99pc duty cycle)	X	6.18	67.44	16.49	0.00	150.0	± 9.6 %
		Y	6.12	67.33	16.41		150.0	
		Z	6.08	67.39	16.45		150.0	
10561-AAA	IEEE 1602.11ac WiFi (160MHz, MCS7, 99pc duty cycle)	X	6.10	67.42	16.52	0.00	150.0	± 9.6 %
		Y	6.05	67.32	16.44		150.0	
		Z	6.01	67.38	16.49		150.0	
10562-AAA	IEEE 1602.11ac WiFi (160MHz, MCS8, 99pc duty cycle)	X	6.28	67.96	16.80	0.00	150.0	± 9.6 %
		Y	6.20	67.79	16.67		150.0	
		Z	6.15	67.80	16.70		150.0	
10563-AAA	IEEE 1602.11ac WiFi (160MHz, MCS9, 99pc duty cycle)	X	6.68	68.69	17.11	0.00	150.0	± 9.6 %
		Y	6.58	68.48	16.98		150.0	
		Z	6.41	68.18	16.85		150.0	
10564-AAA	IEEE 802.11g WiFi 2.4 GHz (DSSS-OFDM, 9 Mbps, 99pc duty cycle)	X	5.03	67.01	16.56	0.46	150.0	± 9.6 %
		Y	4.97	66.94	16.46		150.0	
		Z	4.93	67.07	16.53		150.0	
10565-AAA	IEEE 802.11g WiFi 2.4 GHz (DSSS-OFDM, 12 Mbps, 99pc duty cycle)	X	5.28	67.47	16.87	0.46	150.0	± 9.6 %
		Y	5.21	67.40	16.78		150.0	
		Z	5.16	67.50	16.84		150.0	
10566-AAA	IEEE 802.11g WiFi 2.4 GHz (DSSS-OFDM, 18 Mbps, 99pc duty cycle)	X	5.11	67.35	16.71	0.46	150.0	± 9.6 %
		Y	5.04	67.26	16.61		150.0	
		Z	5.00	67.36	16.67		150.0	
10567-AAA	IEEE 802.11g WiFi 2.4 GHz (DSSS-OFDM, 24 Mbps, 99pc duty cycle)	X	5.13	67.69	17.02	0.46	150.0	± 9.6 %
		Y	5.07	67.63	16.95		150.0	
		Z	5.02	67.71	16.99		150.0	
10568-AAA	IEEE 802.11g WiFi 2.4 GHz (DSSS-OFDM, 36 Mbps, 99pc duty cycle)	X	5.03	67.13	16.49	0.46	150.0	± 9.6 %
		Y	4.96	67.05	16.39		150.0	
		Z	4.92	67.19	16.48		150.0	
10569-AAA	IEEE 802.11g WiFi 2.4 GHz (DSSS-OFDM, 48 Mbps, 99pc duty cycle)	X	5.07	67.71	17.04	0.46	150.0	± 9.6 %
		Y	5.02	67.69	16.99		150.0	
		Z	4.98	67.79	17.05		150.0	
10570-AAA	IEEE 802.11g WiFi 2.4 GHz (DSSS-OFDM, 54 Mbps, 99pc duty cycle)	X	5.12	67.58	17.00	0.46	150.0	± 9.6 %
		Y	5.05	67.55	16.93		150.0	
		Z	5.01	67.66	16.99		150.0	
10571-AAA	IEEE 802.11b WiFi 2.4 GHz (DSSS, 1 Mbps, 90pc duty cycle)	X	1.38	66.08	16.43	0.46	130.0	± 9.6 %
		Y	1.35	65.63	16.06		130.0	
		Z	1.37	66.19	16.44		130.0	
10572-AAA	IEEE 802.11b WiFi 2.4 GHz (DSSS, 2 Mbps, 90pc duty cycle)	X	1.41	66.72	16.79	0.46	130.0	± 9.6 %
		Y	1.38	66.24	16.41		130.0	
		Z	1.39	66.84	16.81		130.0	
10573-AAA	IEEE 802.11b WiFi 2.4 GHz (DSSS, 5.5 Mbps, 90pc duty cycle)	X	4.59	94.97	25.99	0.46	130.0	± 9.6 %
		Y	2.81	86.76	23.19		130.0	
		Z	5.35	97.84	26.86		130.0	
10574-AAA	IEEE 802.11b WiFi 2.4 GHz (DSSS, 11 Mbps, 90pc duty cycle)	X	1.66	73.23	19.83	0.46	130.0	± 9.6 %
		Y	1.58	72.19	19.23		130.0	
		Z	1.66	73.54	19.96		130.0	

10575-AAA	IEEE 802.11g WiFi 2.4 GHz (DSSS-OFDM, 6 Mbps, 90pc duty cycle)	X	4.85	66.89	16.67	0.46	130.0	± 9.6 %
		Y	4.79	66.84	16.58		130.0	
		Z	4.76	66.97	16.65		130.0	
10576-AAA	IEEE 802.11g WiFi 2.4 GHz (DSSS-OFDM, 9 Mbps, 90pc duty cycle)	X	4.87	67.04	16.72	0.46	130.0	± 9.6 %
		Y	4.81	67.00	16.64		130.0	
		Z	4.78	67.12	16.70		130.0	
10577-AAA	IEEE 802.11g WiFi 2.4 GHz (DSSS-OFDM, 12 Mbps, 90pc duty cycle)	X	5.09	67.36	16.90	0.46	130.0	± 9.6 %
		Y	5.03	67.30	16.81		130.0	
		Z	4.98	67.40	16.87		130.0	
10578-AAA	IEEE 802.11g WiFi 2.4 GHz (DSSS-OFDM, 18 Mbps, 90pc duty cycle)	X	4.99	67.51	16.98	0.46	130.0	± 9.6 %
		Y	4.92	67.46	16.91		130.0	
		Z	4.88	67.55	16.96		130.0	
10579-AAA	IEEE 802.11g WiFi 2.4 GHz (DSSS-OFDM, 24 Mbps, 90pc duty cycle)	X	4.77	66.93	16.38	0.46	130.0	± 9.6 %
		Y	4.70	66.80	16.25		130.0	
		Z	4.66	66.93	16.33		130.0	
10580-AAA	IEEE 802.11g WiFi 2.4 GHz (DSSS-OFDM, 36 Mbps, 90pc duty cycle)	X	4.82	66.92	16.39	0.46	130.0	± 9.6 %
		Y	4.75	66.82	16.27		130.0	
		Z	4.71	66.97	16.36		130.0	
10581-AAA	IEEE 802.11g WiFi 2.4 GHz (DSSS-OFDM, 48 Mbps, 90pc duty cycle)	X	4.89	67.58	16.94	0.46	130.0	± 9.6 %
		Y	4.83	67.51	16.86		130.0	
		Z	4.78	67.62	16.91		130.0	
10582-AAA	IEEE 802.11g WiFi 2.4 GHz (DSSS-OFDM, 54 Mbps, 90pc duty cycle)	X	4.73	66.71	16.20	0.46	130.0	± 9.6 %
		Y	4.65	66.57	16.05		130.0	
		Z	4.61	66.72	16.14		130.0	
10583-AAA	IEEE 802.11a/h WiFi 5 GHz (OFDM, 6 Mbps, 90pc duty cycle)	X	4.85	66.89	16.67	0.46	130.0	± 9.6 %
		Y	4.79	66.84	16.58		130.0	
		Z	4.76	66.97	16.65		130.0	
10584-AAA	IEEE 802.11a/h WiFi 5 GHz (OFDM, 9 Mbps, 90pc duty cycle)	X	4.87	67.04	16.72	0.46	130.0	± 9.6 %
		Y	4.81	67.00	16.64		130.0	
		Z	4.78	67.12	16.70		130.0	
10585-AAA	IEEE 802.11a/h WiFi 5 GHz (OFDM, 12 Mbps, 90pc duty cycle)	X	5.09	67.36	16.90	0.46	130.0	± 9.6 %
		Y	5.03	67.30	16.81		130.0	
		Z	4.98	67.40	16.87		130.0	
10586-AAA	IEEE 802.11a/h WiFi 5 GHz (OFDM, 18 Mbps, 90pc duty cycle)	X	4.99	67.51	16.98	0.46	130.0	± 9.6 %
		Y	4.92	67.46	16.91		130.0	
		Z	4.88	67.55	16.96		130.0	
10587-AAA	IEEE 802.11a/h WiFi 5 GHz (OFDM, 24 Mbps, 90pc duty cycle)	X	4.77	66.93	16.38	0.46	130.0	± 9.6 %
		Y	4.70	66.80	16.25		130.0	
		Z	4.66	66.93	16.33		130.0	
10588-AAA	IEEE 802.11a/h WiFi 5 GHz (OFDM, 36 Mbps, 90pc duty cycle)	X	4.82	66.92	16.39	0.46	130.0	± 9.6 %
		Y	4.75	66.82	16.27		130.0	
		Z	4.71	66.97	16.36		130.0	
10589-AAA	IEEE 802.11a/h WiFi 5 GHz (OFDM, 48 Mbps, 90pc duty cycle)	X	4.89	67.58	16.94	0.46	130.0	± 9.6 %
		Y	4.83	67.51	16.86		130.0	
		Z	4.78	67.62	16.91		130.0	
10590-AAA	IEEE 802.11a/h WiFi 5 GHz (OFDM, 54 Mbps, 90pc duty cycle)	X	4.73	66.71	16.20	0.46	130.0	± 9.6 %
		Y	4.65	66.57	16.05		130.0	
		Z	4.61	66.72	16.14		130.0	

10591-AAA	IEEE 802.11n (HT Mixed, 20MHz, MCS0, 90pc duty cycle)	X	4.99	66.93	16.75	0.46	130.0	± 9.6 %
		Y	4.94	66.89	16.67		130.0	
		Z	4.90	67.00	16.73		130.0	
10592-AAA	IEEE 802.11n (HT Mixed, 20MHz, MCS1, 90pc duty cycle)	X	5.16	67.28	16.88	0.46	130.0	± 9.6 %
		Y	5.10	67.23	16.80		130.0	
		Z	5.06	67.34	16.86		130.0	
10593-AAA	IEEE 802.11n (HT Mixed, 20MHz, MCS2, 90pc duty cycle)	X	5.09	67.23	16.79	0.46	130.0	± 9.6 %
		Y	5.02	67.16	16.69		130.0	
		Z	4.98	67.26	16.75		130.0	
10594-AAA	IEEE 802.11n (HT Mixed, 20MHz, MCS3, 90pc duty cycle)	X	5.14	67.37	16.92	0.46	130.0	± 9.6 %
		Y	5.08	67.31	16.84		130.0	
		Z	5.03	67.42	16.90		130.0	
10595-AAA	IEEE 802.11n (HT Mixed, 20MHz, MCS4, 90pc duty cycle)	X	5.12	67.34	16.83	0.46	130.0	± 9.6 %
		Y	5.05	67.27	16.74		130.0	
		Z	5.00	67.38	16.80		130.0	
10596-AAA	IEEE 802.11n (HT Mixed, 20MHz, MCS5, 90pc duty cycle)	X	5.06	67.35	16.84	0.46	130.0	± 9.6 %
		Y	4.99	67.28	16.75		130.0	
		Z	4.94	67.40	16.81		130.0	
10597-AAA	IEEE 802.11n (HT Mixed, 20MHz, MCS6, 90pc duty cycle)	X	5.01	67.28	16.74	0.46	130.0	± 9.6 %
		Y	4.94	67.19	16.64		130.0	
		Z	4.89	67.30	16.70		130.0	
10598-AAA	IEEE 802.11n (HT Mixed, 20MHz, MCS7, 90pc duty cycle)	X	4.98	67.50	16.98	0.46	130.0	± 9.6 %
		Y	4.92	67.42	16.89		130.0	
		Z	4.87	67.51	16.94		130.0	
10599-AAA	IEEE 802.11n (HT Mixed, 40MHz, MCS0, 90pc duty cycle)	X	5.68	67.56	16.98	0.46	130.0	± 9.6 %
		Y	5.62	67.48	16.90		130.0	
		Z	5.58	67.56	16.95		130.0	
10600-AAA	IEEE 802.11n (HT Mixed, 40MHz, MCS1, 90pc duty cycle)	X	5.91	68.28	17.31	0.46	130.0	± 9.6 %
		Y	5.82	68.12	17.19		130.0	
		Z	5.76	68.13	17.22		130.0	
10601-AAA	IEEE 802.11n (HT Mixed, 40MHz, MCS2, 90pc duty cycle)	X	5.74	67.85	17.11	0.46	130.0	± 9.6 %
		Y	5.67	67.74	17.02		130.0	
		Z	5.62	67.80	17.06		130.0	
10602-AAA	IEEE 802.11n (HT Mixed, 40MHz, MCS3, 90pc duty cycle)	X	5.82	67.84	17.03	0.46	130.0	± 9.6 %
		Y	5.76	67.75	16.94		130.0	
		Z	5.72	67.86	17.02		130.0	
10603-AAA	IEEE 802.11n (HT Mixed, 40MHz, MCS4, 90pc duty cycle)	X	5.89	68.08	17.27	0.46	130.0	± 9.6 %
		Y	5.84	68.02	17.20		130.0	
		Z	5.78	68.09	17.25		130.0	
10604-AAA	IEEE 802.11n (HT Mixed, 40MHz, MCS5, 90pc duty cycle)	X	5.68	67.52	16.98	0.46	130.0	± 9.6 %
		Y	5.62	67.43	16.90		130.0	
		Z	5.58	67.52	16.96		130.0	
10605-AAA	IEEE 802.11n (HT Mixed, 40MHz, MCS6, 90pc duty cycle)	X	5.81	67.91	17.18	0.46	130.0	± 9.6 %
		Y	5.76	67.86	17.11		130.0	
		Z	5.72	67.97	17.19		130.0	
10606-AAA	IEEE 802.11n (HT Mixed, 40MHz, MCS7, 90pc duty cycle)	X	5.56	67.28	16.74	0.46	130.0	± 9.6 %
		Y	5.50	67.19	16.64		130.0	
		Z	5.45	67.23	16.68		130.0	

10607-AAA	IEEE 802.11ac WiFi (20MHz, MCS0, 90pc duty cycle)	X	4.82	66.21	16.35	0.46	130.0	± 9.6 %
		Y	4.77	66.17	16.27		130.0	
		Z	4.73	66.30	16.34		130.0	
10608-AAA	IEEE 802.11ac WiFi (20MHz, MCS1, 90pc duty cycle)	X	5.03	66.64	16.51	0.46	130.0	± 9.6 %
		Y	4.96	66.59	16.44		130.0	
		Z	4.92	66.71	16.51		130.0	
10609-AAA	IEEE 802.11ac WiFi (20MHz, MCS2, 90pc duty cycle)	X	4.92	66.52	16.38	0.46	130.0	± 9.6 %
		Y	4.85	66.45	16.28		130.0	
		Z	4.81	66.57	16.36		130.0	
10610-AAA	IEEE 802.11ac WiFi (20MHz, MCS3, 90pc duty cycle)	X	4.97	66.66	16.53	0.46	130.0	± 9.6 %
		Y	4.90	66.60	16.44		130.0	
		Z	4.86	66.72	16.51		130.0	
10611-AAA	IEEE 802.11ac WiFi (20MHz, MCS4, 90pc duty cycle)	X	4.89	66.50	16.39	0.46	130.0	± 9.6 %
		Y	4.82	66.42	16.30		130.0	
		Z	4.78	66.54	16.37		130.0	
10612-AAA	IEEE 802.11ac WiFi (20MHz, MCS5, 90pc duty cycle)	X	4.91	66.67	16.44	0.46	130.0	± 9.6 %
		Y	4.84	66.58	16.34		130.0	
		Z	4.80	66.72	16.42		130.0	
10613-AAA	IEEE 802.11ac WiFi (20MHz, MCS6, 90pc duty cycle)	X	4.92	66.59	16.35	0.46	130.0	± 9.6 %
		Y	4.84	66.48	16.24		130.0	
		Z	4.80	66.60	16.31		130.0	
10614-AAA	IEEE 802.11ac WiFi (20MHz, MCS7, 90pc duty cycle)	X	4.85	66.73	16.55	0.46	130.0	± 9.6 %
		Y	4.78	66.65	16.46		130.0	
		Z	4.74	66.75	16.52		130.0	
10615-AAA	IEEE 802.11ac WiFi (20MHz, MCS8, 90pc duty cycle)	X	4.90	66.35	16.19	0.46	130.0	± 9.6 %
		Y	4.82	66.26	16.08		130.0	
		Z	4.79	66.40	16.17		130.0	
10616-AAA	IEEE 802.11ac WiFi (40MHz, MCS0, 90pc duty cycle)	X	5.48	66.77	16.56	0.46	130.0	± 9.6 %
		Y	5.43	66.70	16.49		130.0	
		Z	5.39	66.77	16.54		130.0	
10617-AAA	IEEE 802.11ac WiFi (40MHz, MCS1, 90pc duty cycle)	X	5.54	66.89	16.59	0.46	130.0	± 9.6 %
		Y	5.50	66.89	16.55		130.0	
		Z	5.47	67.00	16.62		130.0	
10618-AAA	IEEE 802.11ac WiFi (40MHz, MCS2, 90pc duty cycle)	X	5.44	66.95	16.63	0.46	130.0	± 9.6 %
		Y	5.38	66.88	16.56		130.0	
		Z	5.34	66.97	16.62		130.0	
10619-AAA	IEEE 802.11ac WiFi (40MHz, MCS3, 90pc duty cycle)	X	5.46	66.79	16.49	0.46	130.0	± 9.6 %
		Y	5.41	66.74	16.43		130.0	
		Z	5.37	66.83	16.49		130.0	
10620-AAA	IEEE 802.11ac WiFi (40MHz, MCS4, 90pc duty cycle)	X	5.58	66.89	16.60	0.46	130.0	± 9.6 %
		Y	5.50	66.78	16.50		130.0	
		Z	5.46	66.84	16.55		130.0	
10621-AAA	IEEE 802.11ac WiFi (40MHz, MCS5, 90pc duty cycle)	X	5.54	66.90	16.71	0.46	130.0	± 9.6 %
		Y	5.48	66.84	16.65		130.0	
		Z	5.45	66.92	16.70		130.0	
10622-AAA	IEEE 802.11ac WiFi (40MHz, MCS6, 90pc duty cycle)	X	5.55	67.07	16.78	0.46	130.0	± 9.6 %
		Y	5.51	67.04	16.74		130.0	
		Z	5.47	67.13	16.79		130.0	

10623-AAA	IEEE 802.11ac WiFi (40MHz, MCS7, 90pc duty cycle)	X	5.43	66.63	16.45	0.46	130.0	± 9.6 %
		Y	5.38	66.55	16.37		130.0	
		Z	5.34	66.65	16.44		130.0	
10624-AAA	IEEE 802.11ac WiFi (40MHz, MCS8, 90pc duty cycle)	X	5.63	66.84	16.62	0.46	130.0	± 9.6 %
		Y	5.58	66.77	16.54		130.0	
		Z	5.53	66.84	16.59		130.0	
10625-AAA	IEEE 802.11ac WiFi (40MHz, MCS9, 90pc duty cycle)	X	6.11	68.13	17.31	0.46	130.0	± 9.6 %
		Y	6.03	68.00	17.21		130.0	
		Z	5.95	67.97	17.21		130.0	
10626-AAA	IEEE 802.11ac WiFi (80MHz, MCS0, 90pc duty cycle)	X	5.74	66.79	16.49	0.46	130.0	± 9.6 %
		Y	5.71	66.73	16.43		130.0	
		Z	5.68	66.81	16.48		130.0	
10627-AAA	IEEE 802.11ac WiFi (80MHz, MCS1, 90pc duty cycle)	X	6.03	67.45	16.78	0.46	130.0	± 9.6 %
		Y	5.99	67.40	16.72		130.0	
		Z	5.95	67.48	16.78		130.0	
10628-AAA	IEEE 802.11ac WiFi (80MHz, MCS2, 90pc duty cycle)	X	5.82	66.99	16.49	0.46	130.0	± 9.6 %
		Y	5.76	66.89	16.41		130.0	
		Z	5.73	66.96	16.46		130.0	
10629-AAA	IEEE 802.11ac WiFi (80MHz, MCS3, 90pc duty cycle)	X	5.90	67.05	16.51	0.46	130.0	± 9.6 %
		Y	5.85	66.99	16.45		130.0	
		Z	5.82	67.07	16.50		130.0	
10630-AAA	IEEE 802.11ac WiFi (80MHz, MCS4, 90pc duty cycle)	X	6.61	69.31	17.64	0.46	130.0	± 9.6 %
		Y	6.48	69.02	17.45		130.0	
		Z	6.38	68.93	17.44		130.0	
10631-AAA	IEEE 802.11ac WiFi (80MHz, MCS5, 90pc duty cycle)	X	6.34	68.62	17.47	0.46	130.0	± 9.6 %
		Y	6.23	68.40	17.34		130.0	
		Z	6.16	68.34	17.32		130.0	
10632-AAA	IEEE 802.11ac WiFi (80MHz, MCS6, 90pc duty cycle)	X	5.98	67.43	16.90	0.46	130.0	± 9.6 %
		Y	5.94	67.41	16.86		130.0	
		Z	5.90	67.48	16.91		130.0	
10633-AAA	IEEE 802.11ac WiFi (80MHz, MCS7, 90pc duty cycle)	X	5.89	67.17	16.60	0.46	130.0	± 9.6 %
		Y	5.82	67.02	16.49		130.0	
		Z	5.77	67.05	16.53		130.0	
10634-AAA	IEEE 802.11ac WiFi (80MHz, MCS8, 90pc duty cycle)	X	5.86	67.13	16.64	0.46	130.0	± 9.6 %
		Y	5.80	67.03	16.56		130.0	
		Z	5.75	67.07	16.59		130.0	
10635-AAA	IEEE 802.11ac WiFi (80MHz, MCS9, 90pc duty cycle)	X	5.76	66.56	16.11	0.46	130.0	± 9.6 %
		Y	5.69	66.42	16.00		130.0	
		Z	5.65	66.49	16.06		130.0	
10636-AAA	IEEE 1602.11ac WiFi (160MHz, MCS0, 90pc duty cycle)	X	6.17	67.20	16.60	0.46	130.0	± 9.6 %
		Y	6.13	67.14	16.54		130.0	
		Z	6.10	67.19	16.58		130.0	
10637-AAA	IEEE 1602.11ac WiFi (160MHz, MCS1, 90pc duty cycle)	X	6.35	67.63	16.79	0.46	130.0	± 9.6 %
		Y	6.31	67.57	16.73		130.0	
		Z	6.27	67.63	16.78		130.0	
10638-AAA	IEEE 1602.11ac WiFi (160MHz, MCS2, 90pc duty cycle)	X	6.35	67.61	16.76	0.46	130.0	± 9.6 %
		Y	6.31	67.54	16.70		130.0	
		Z	6.27	67.60	16.74		130.0	

10639-AAA	IEEE 1602.11ac WiFi (160MHz, MCS3, 90pc duty cycle)	X	6.33	67.57	16.79	0.46	130.0	± 9.6 %
		Y	6.28	67.47	16.71		130.0	
		Z	6.24	67.51	16.74		130.0	
10640-AAA	IEEE 1602.11ac WiFi (160MHz, MCS4, 90pc duty cycle)	X	6.37	67.69	16.79	0.46	130.0	± 9.6 %
		Y	6.30	67.53	16.68		130.0	
		Z	6.25	67.55	16.71		130.0	
10641-AAA	IEEE 1602.11ac WiFi (160MHz, MCS5, 90pc duty cycle)	X	6.36	67.41	16.67	0.46	130.0	± 9.6 %
		Y	6.32	67.35	16.61		130.0	
		Z	6.29	67.45	16.68		130.0	
10642-AAA	IEEE 1602.11ac WiFi (160MHz, MCS6, 90pc duty cycle)	X	6.41	67.68	16.96	0.46	130.0	± 9.6 %
		Y	6.36	67.61	16.90		130.0	
		Z	6.32	67.64	16.93		130.0	
10643-AAA	IEEE 1602.11ac WiFi (160MHz, MCS7, 90pc duty cycle)	X	6.25	67.42	16.75	0.46	130.0	± 9.6 %
		Y	6.20	67.33	16.66		130.0	
		Z	6.17	67.40	16.71		130.0	
10644-AAA	IEEE 1602.11ac WiFi (160MHz, MCS8, 90pc duty cycle)	X	6.50	68.17	17.14	0.46	130.0	± 9.6 %
		Y	6.41	67.95	16.99		130.0	
		Z	6.34	67.93	17.00		130.0	
10645-AAA	IEEE 1602.11ac WiFi (160MHz, MCS9, 90pc duty cycle)	X	6.97	69.08	17.55	0.46	130.0	± 9.6 %
		Y	6.97	69.13	17.54		130.0	
		Z	6.77	68.78	17.39		130.0	

^E Uncertainty is determined using the max. deviation from linear response applying rectangular distribution and is expressed for the square of the field value.



Accredited by the Swiss Accreditation Service (SAS)
The Swiss Accreditation Service is one of the signatories to the EA
Multilateral Agreement for the recognition of calibration certificates

Accreditation No.: **SCS 0108**

Client **PC Test**

Certificate No: **ES3-3288_Aug16**

CALIBRATION CERTIFICATE

Object **ES3DV3 - SN:3288**

Calibration procedure(s) **QA CAL-01.v9, QA CAL-23.v5, QA CAL-25.v6**
Calibration procedure for dosimetric E-field probes

BN ✓
09-01-2016

Calibration date: **August 24, 2016**

This calibration certificate documents the traceability to national standards, which realize the physical units of measurements (SI).
The measurements and the uncertainties with confidence probability are given on the following pages and are part of the certificate.

All calibrations have been conducted in the closed laboratory facility: environment temperature $(22 \pm 3)^{\circ}\text{C}$ and humidity $< 70\%$.

Calibration Equipment used (M&TE critical for calibration)

Primary Standards	ID	Cal Date (Certificate No.)	Scheduled Calibration
Power meter NRP	SN: 104778	06-Apr-16 (No. 217-02288/02289)	Apr-17
Power sensor NRP-Z91	SN: 103244	06-Apr-16 (No. 217-02288)	Apr-17
Power sensor NRP-Z91	SN: 103245	06-Apr-16 (No. 217-02289)	Apr-17
Reference 20 dB Attenuator	SN: S5277 (20x)	05-Apr-16 (No. 217-02293)	Apr-17
Reference Probe ES3DV2	SN: 3013	31-Dec-15 (No. ES3-3013_Dec15)	Dec-16
DAE4	SN: 660	23-Dec-15 (No. DAE4-660_Dec15)	Dec-16
Secondary Standards	ID	Check Date (in house)	Scheduled Check
Power meter E4419B	SN: GB41293874	06-Apr-16 (in house check Jun-16)	In house check: Jun-18
Power sensor E4412A	SN: MY41498087	06-Apr-16 (in house check Jun-16)	In house check: Jun-18
Power sensor E4412A	SN: 000110210	06-Apr-16 (in house check Jun-16)	In house check: Jun-18
RF generator HP 8648C	SN: US3642U01700	04-Aug-99 (in house check Jun-16)	In house check: Jun-18
Network Analyzer HP 8753E	SN: US37390585	18-Oct-01 (in house check Oct-15)	In house check: Oct-16

Calibrated by:	Name Leif Klysner	Function Laboratory Technician	Signature
Approved by:	Name Katja Pokovic	Technical Manager	
			Issued: August 25, 2016
This calibration certificate shall not be reproduced except in full without written approval of the laboratory.			



Accredited by the Swiss Accreditation Service (SAS)

Accreditation No.: **SCS 0108**

The Swiss Accreditation Service is one of the signatories to the EA
 Multilateral Agreement for the recognition of calibration certificates

Glossary:

TSL	tissue simulating liquid
NORM _{x,y,z}	sensitivity in free space
ConvF	sensitivity in TSL / NORM _{x,y,z}
DCP	diode compression point
CF	crest factor (1/duty_cycle) of the RF signal
A, B, C, D	modulation dependent linearization parameters
Polarization ϕ	ϕ rotation around probe axis
Polarization ϑ	ϑ rotation around an axis that is in the plane normal to probe axis (at measurement center), i.e., $\vartheta = 0$ is normal to probe axis
Connector Angle	information used in DASY system to align probe sensor X to the robot coordinate system

Calibration is Performed According to the Following Standards:

- IEEE Std 1528-2013, "IEEE Recommended Practice for Determining the Peak Spatial-Averaged Specific Absorption Rate (SAR) in the Human Head from Wireless Communications Devices: Measurement Techniques", June 2013
- IEC 62209-1, "Procedure to measure the Specific Absorption Rate (SAR) for hand-held devices used in close proximity to the ear (frequency range of 300 MHz to 3 GHz)", February 2005
- IEC 62209-2, "Procedure to determine the Specific Absorption Rate (SAR) for wireless communication devices used in close proximity to the human body (frequency range of 30 MHz to 6 GHz)", March 2010
- KDB 865664, "SAR Measurement Requirements for 100 MHz to 6 GHz"

Methods Applied and Interpretation of Parameters:

- NORM_{x,y,z}**: Assessed for E-field polarization $\vartheta = 0$ ($f \leq 900$ MHz in TEM-cell; $f > 1800$ MHz: R22 waveguide). NORM_{x,y,z} are only intermediate values, i.e., the uncertainties of NORM_{x,y,z} does not affect the E^2 -field uncertainty inside TSL (see below ConvF).
- NORM(f)_{x,y,z}** = NORM_{x,y,z} * frequency_response (see Frequency Response Chart). This linearization is implemented in DASY4 software versions later than 4.2. The uncertainty of the frequency response is included in the stated uncertainty of ConvF.
- DCP_{x,y,z}**: DCP are numerical linearization parameters assessed based on the data of power sweep with CW signal (no uncertainty required). DCP does not depend on frequency nor media.
- PAR**: PAR is the Peak to Average Ratio that is not calibrated but determined based on the signal characteristics
- A_{x,y,z}; B_{x,y,z}; C_{x,y,z}; D_{x,y,z}; VR_{x,y,z}**: A, B, C, D are numerical linearization parameters assessed based on the data of power sweep for specific modulation signal. The parameters do not depend on frequency nor media. VR is the maximum calibration range expressed in RMS voltage across the diode.
- ConvF and Boundary Effect Parameters**: Assessed in flat phantom using E-field (or Temperature Transfer Standard for $f \leq 800$ MHz) and inside waveguide using analytical field distributions based on power measurements for $f > 800$ MHz. The same setups are used for assessment of the parameters applied for boundary compensation (alpha, depth) of which typical uncertainty values are given. These parameters are used in DASY4 software to improve probe accuracy close to the boundary. The sensitivity in TSL corresponds to NORM_{x,y,z} * ConvF whereby the uncertainty corresponds to that given for ConvF. A frequency dependent ConvF is used in DASY version 4.4 and higher which allows extending the validity from ± 50 MHz to ± 100 MHz.
- Spherical isotropy (3D deviation from isotropy)**: in a field of low gradients realized using a flat phantom exposed by a patch antenna.
- Sensor Offset**: The sensor offset corresponds to the offset of virtual measurement center from the probe tip (on probe axis). No tolerance required.
- Connector Angle**: The angle is assessed using the information gained by determining the NORM_x (no uncertainty required).

Probe ES3DV3

SN:3288

Manufactured: July 6, 2010
Calibrated: August 24, 2016

Calibrated for DASY/EASY Systems
(Note: non-compatible with DASY2 system!)

DASY/EASY - Parameters of Probe: ES3DV3 - SN:3288

Basic Calibration Parameters

	Sensor X	Sensor Y	Sensor Z	Unc (k=2)
Norm ($\mu V/(V/m)^2$) ^A	1.02	1.13	0.90	$\pm 10.1 \%$
DCP (mV) ^B	105.9	103.0	105.5	

Modulation Calibration Parameters

UID	Communication System Name		A dB	B dB $\sqrt{\mu V}$	C	D dB	VR mV	Unc ^E (k=2)
0	CW	X	0.0	0.0	1.0	0.00	188.3	$\pm 3.5 \%$
		Y	0.0	0.0	1.0		175.6	
		Z	0.0	0.0	1.0		175.8	

Note: For details on UID parameters see Appendix.

Sensor Model Parameters

	C1 fF	C2 fF	α V ⁻¹	T1 ms.V ⁻²	T2 ms.V ⁻¹	T3 ms	T4 V ⁻²	T5 V ⁻¹	T6
X	57.6	411.4	35.2	29.47	2.833	5.1	1.309	0.44	1.011
Y	64.05	456	34.96	29.68	3.206	5.1	0.771	0.517	1.008
Z	59.03	414.9	34.23	28.58	2.455	5.1	1.321	0.341	1.009

The reported uncertainty of measurement is stated as the standard uncertainty of measurement multiplied by the coverage factor k=2, which for a normal distribution corresponds to a coverage probability of approximately 95%.

^A The uncertainties of Norm X,Y,Z do not affect the E²-field uncertainty inside TSL (see Pages 5 and 6).

^B Numerical linearization parameter: uncertainty not required.

^E Uncertainty is determined using the max. deviation from linear response applying rectangular distribution and is expressed for the square of the field value.

DASY/EASY - Parameters of Probe: ES3DV3 - SN:3288

Calibration Parameter Determined in Head Tissue Simulating Media

f (MHz) ^C	Relative Permittivity ^F	Conductivity (S/m) ^F	ConvF X	ConvF Y	ConvF Z	Alpha ^G	Depth ^G (mm)	Unc (k=2)
750	41.9	0.89	7.00	7.00	7.00	0.47	1.56	± 12.0 %
835	41.5	0.90	6.71	6.71	6.71	0.49	1.48	± 12.0 %
1750	40.1	1.37	5.68	5.68	5.68	0.56	1.36	± 12.0 %
1900	40.0	1.40	5.44	5.44	5.44	0.68	1.24	± 12.0 %
2300	39.5	1.67	5.05	5.05	5.05	0.71	1.28	± 12.0 %
2450	39.2	1.80	4.76	4.76	4.76	0.58	1.45	± 12.0 %
2600	39.0	1.96	4.57	4.57	4.57	0.80	1.26	± 12.0 %

^C Frequency validity above 300 MHz of ± 100 MHz only applies for DASY v4.4 and higher (see Page 2), else it is restricted to ± 50 MHz. The uncertainty is the RSS of the ConvF uncertainty at calibration frequency and the uncertainty for the indicated frequency band. Frequency validity below 300 MHz is ± 10, 25, 40, 50 and 70 MHz for ConvF assessments at 30, 64, 128, 150 and 220 MHz respectively. Above 5 GHz frequency validity can be extended to ± 110 MHz.

^F At frequencies below 3 GHz, the validity of tissue parameters (ϵ and σ) can be relaxed to ± 10% if liquid compensation formula is applied to measured SAR values. At frequencies above 3 GHz, the validity of tissue parameters (ϵ and σ) is restricted to ± 5%. The uncertainty is the RSS of the ConvF uncertainty for indicated target tissue parameters.

^G Alpha/Depth are determined during calibration. SPEAG warrants that the remaining deviation due to the boundary effect after compensation is always less than ± 1% for frequencies below 3 GHz and below ± 2% for frequencies between 3-6 GHz at any distance larger than half the probe tip diameter from the boundary.

DASY/EASY - Parameters of Probe: ES3DV3 - SN:3288

Calibration Parameter Determined in Body Tissue Simulating Media

f (MHz) ^C	Relative Permittivity ^F	Conductivity (S/m) ^F	ConvF X	ConvF Y	ConvF Z	Alpha ^G	Depth ^G (mm)	Unc (k=2)
750	55.5	0.96	6.46	6.46	6.46	0.57	1.40	± 12.0 %
835	55.2	0.97	6.47	6.47	6.47	0.59	1.35	± 12.0 %
1750	53.4	1.49	5.22	5.22	5.22	0.38	1.84	± 12.0 %
1900	53.3	1.52	4.99	4.99	4.99	0.64	1.38	± 12.0 %
2300	52.9	1.81	4.75	4.75	4.75	0.80	1.28	± 12.0 %
2450	52.7	1.95	4.54	4.54	4.54	0.76	1.18	± 12.0 %
2600	52.5	2.16	4.40	4.40	4.40	0.80	1.13	± 12.0 %

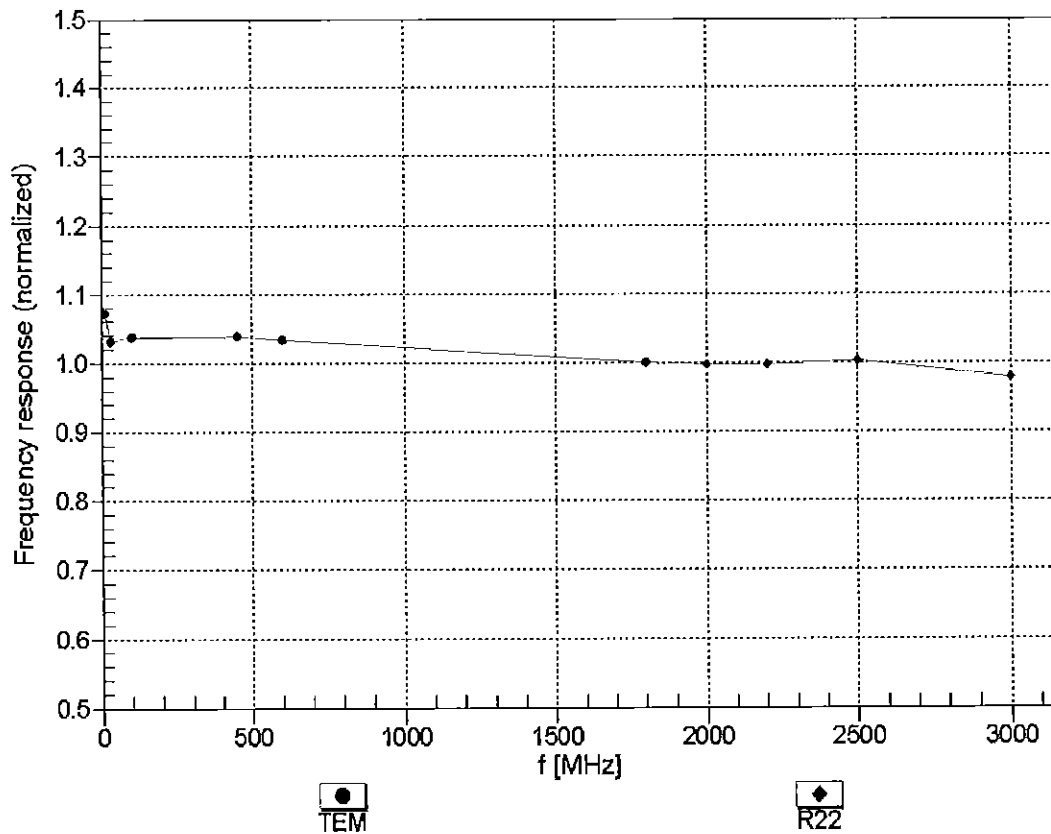
^C Frequency validity above 300 MHz of ± 100 MHz only applies for DASY v4.4 and higher (see Page 2), else it is restricted to ± 50 MHz. The uncertainty is the RSS of the ConvF uncertainty at calibration frequency and the uncertainty for the indicated frequency band. Frequency validity below 300 MHz is ± 10, 25, 40, 50 and 70 MHz for ConvF assessments at 30, 64, 128, 150 and 220 MHz respectively. Above 5 GHz frequency validity can be extended to ± 110 MHz.

^F At frequencies below 3 GHz, the validity of tissue parameters (ϵ and σ) can be relaxed to ± 10% if liquid compensation formula is applied to measured SAR values. At frequencies above 3 GHz, the validity of tissue parameters (ϵ and σ) is restricted to ± 5%. The uncertainty is the RSS of the ConvF uncertainty for indicated target tissue parameters.

^G Alpha/Depth are determined during calibration. SPEAG warrants that the remaining deviation due to the boundary effect after compensation is always less than ± 1% for frequencies below 3 GHz and below ± 2% for frequencies between 3-6 GHz at any distance larger than half the probe tip diameter from the boundary.

Frequency Response of E-Field

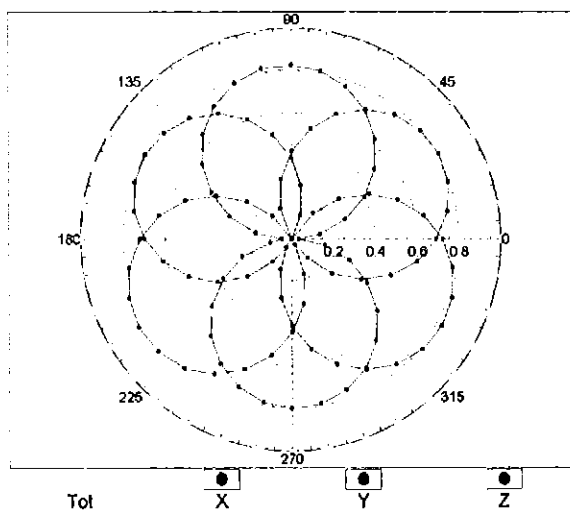
(TEM-Cell:ifi110 EXX, Waveguide: R22)



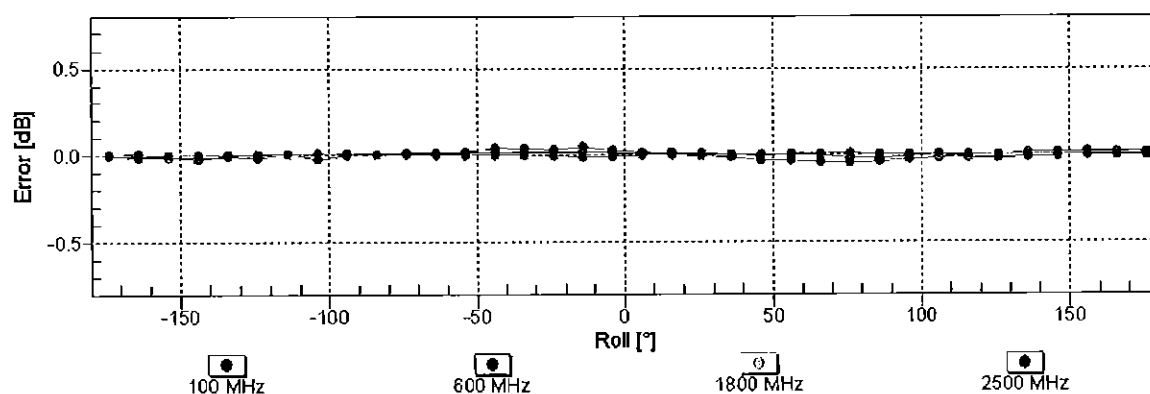
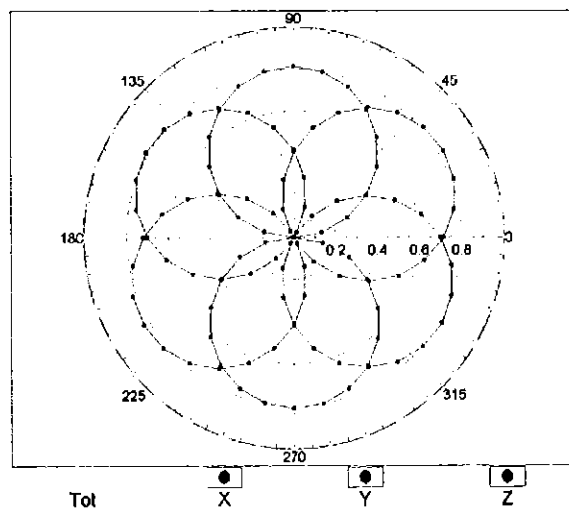
Uncertainty of Frequency Response of E-field: $\pm 6.3\%$ ($k=2$)

Receiving Pattern (ϕ), $\theta = 0^\circ$

f=600 MHz,TEM

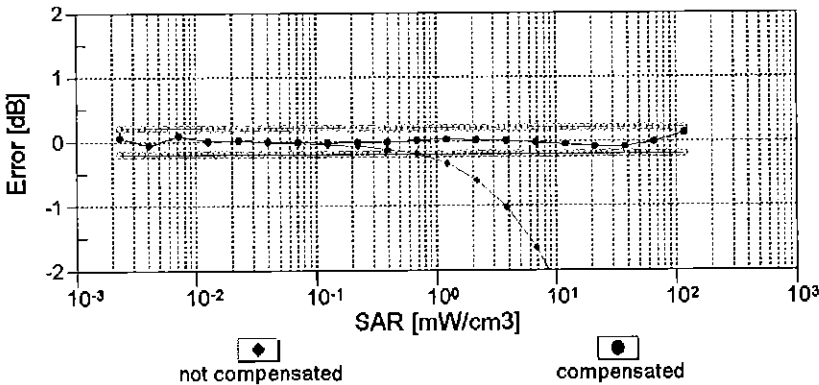
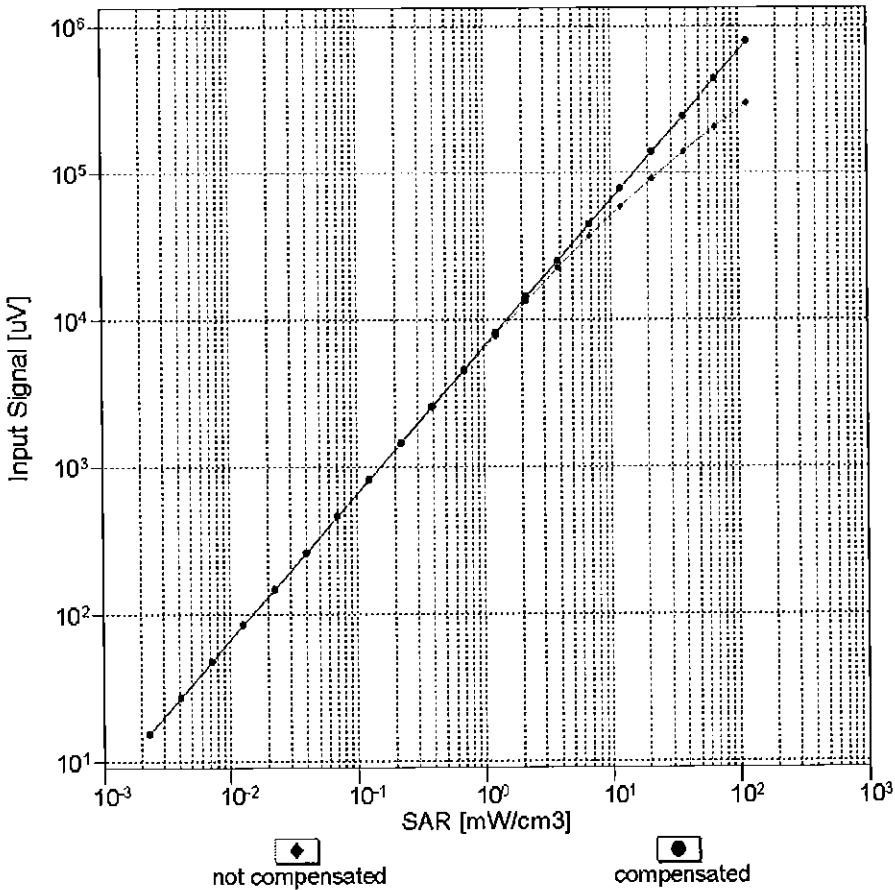


f=1800 MHz,R22



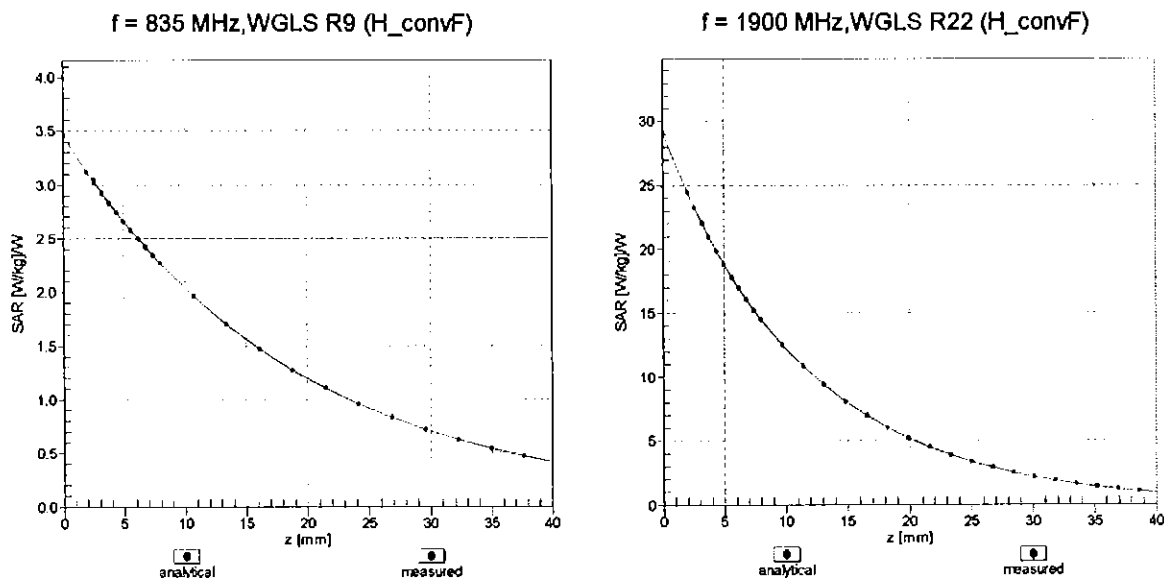
Uncertainty of Axial Isotropy Assessment: $\pm 0.5\%$ ($k=2$)

Dynamic Range f(SAR_{head})
(TEM cell , f_{eval}= 1900 MHz)




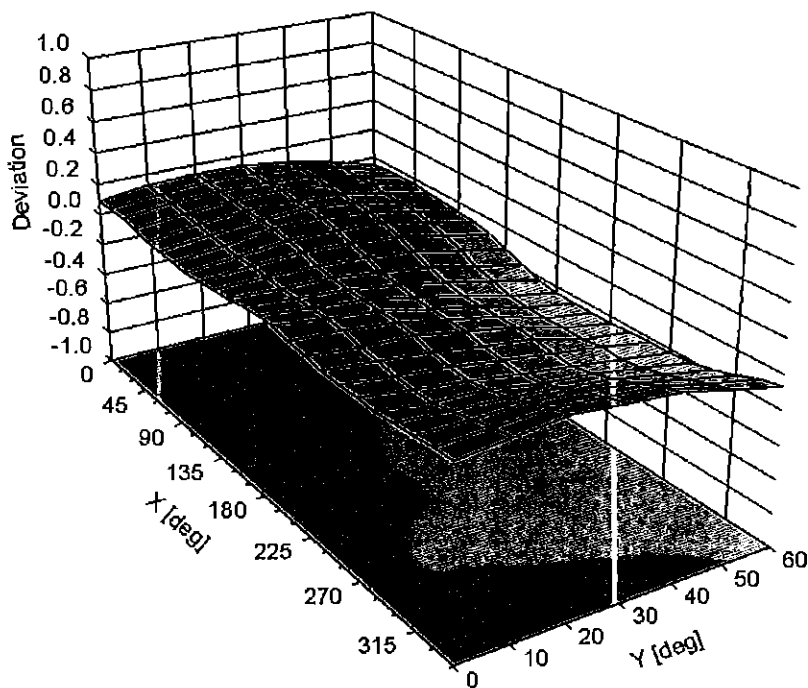
Uncertainty of Linearity Assessment: ± 0.6% (k=2)

Conversion Factor Assessment



Deviation from Isotropy in Liquid

Error (ϕ, ϑ), $f = 900 \text{ MHz}$



Uncertainty of Spherical Isotropy Assessment: $\pm 2.6\%$ ($k=2$)

DASY/EASY - Parameters of Probe: ES3DV3 - SN:3288

Other Probe Parameters

Sensor Arrangement	Triangular
Connector Angle (°)	76.1
Mechanical Surface Detection Mode	enabled
Optical Surface Detection Mode	disabled
Probe Overall Length	337 mm
Probe Body Diameter	10 mm
Tip Length	10 mm
Tip Diameter	4 mm
Probe Tip to Sensor X Calibration Point	2 mm
Probe Tip to Sensor Y Calibration Point	2 mm
Probe Tip to Sensor Z Calibration Point	2 mm
Recommended Measurement Distance from Surface	3 mm

Appendix: Modulation Calibration Parameters

UID	Communication System Name		A dB	B dB μ V	C	D dB	VR mV	Max Unc ^E (k=2)
0	CW	X	0.00	0.00	1.00	0.00	188.3	$\pm 3.5\%$
		Y	0.00	0.00	1.00		175.6	
		Z	0.00	0.00	1.00		175.8	
10010- CAA	SAR Validation (Square, 100ms, 10ms)	X	9.37	81.05	19.74	10.00	25.0	$\pm 9.6\%$
		Y	10.00	82.18	20.61		25.0	
		Z	10.80	83.49	20.45		25.0	
10011- CAB	UMTS-FDD (WCDMA)	X	1.15	69.50	16.43	0.00	150.0	$\pm 9.6\%$
		Y	1.11	68.18	15.78		150.0	
		Z	1.14	69.00	16.22		150.0	
10012- CAB	IEEE 802.11b WiFi 2.4 GHz (DSSS, 1 Mbps)	X	1.32	65.77	16.33	0.41	150.0	$\pm 9.6\%$
		Y	1.34	65.34	16.02		150.0	
		Z	1.33	65.62	16.20		150.0	
10013- CAB	IEEE 802.11g WiFi 2.4 GHz (DSSS-OFDM, 6 Mbps)	X	5.15	67.37	17.53	1.46	150.0	$\pm 9.6\%$
		Y	5.22	67.28	17.45		150.0	
		Z	5.15	67.33	17.45		150.0	
10021- DAB	GSM-FDD (TDMA, GMSK)	X	22.72	97.36	27.00	9.39	50.0	$\pm 9.6\%$
		Y	20.61	96.11	27.09		50.0	
		Z	39.70	106.89	29.59		50.0	
10023- DAB	GPRS-FDD (TDMA, GMSK, TN 0)	X	20.04	95.12	26.35	9.57	50.0	$\pm 9.6\%$
		Y	18.59	94.18	26.52		50.0	
		Z	32.13	103.29	28.63		50.0	
10024- DAB	GPRS-FDD (TDMA, GMSK, TN 0-1)	X	100.00	119.11	30.99	6.56	60.0	$\pm 9.6\%$
		Y	100.00	120.52	31.89		60.0	
		Z	100.00	119.06	30.82		60.0	
10025- DAB	EDGE-FDD (TDMA, 8PSK, TN 0)	X	17.25	102.74	39.05	12.57	50.0	$\pm 9.6\%$
		Y	14.30	95.56	35.91		50.0	
		Z	18.54	105.67	40.18		50.0	
10026- DAB	EDGE-FDD (TDMA, 8PSK, TN 0-1)	X	20.66	104.23	35.93	9.56	60.0	$\pm 9.6\%$
		Y	16.75	97.96	33.59		60.0	
		Z	20.96	105.02	36.21		60.0	
10027- DAB	GPRS-FDD (TDMA, GMSK, TN 0-1-2)	X	100.00	117.90	29.47	4.80	80.0	$\pm 9.6\%$
		Y	100.00	119.31	30.34		80.0	
		Z	100.00	118.11	29.46		80.0	
10028- DAB	GPRS-FDD (TDMA, GMSK, TN 0-1-2-3)	X	100.00	118.00	28.68	3.55	100.0	$\pm 9.6\%$
		Y	100.00	119.44	29.53		100.0	
		Z	100.00	118.50	28.82		100.0	
10029- DAB	EDGE-FDD (TDMA, 8PSK, TN 0-1-2)	X	14.12	95.78	31.96	7.80	80.0	$\pm 9.6\%$
		Y	12.30	91.62	30.30		80.0	
		Z	13.87	95.68	31.93		80.0	
10030- CAA	IEEE 802.15.1 Bluetooth (GFSK, DH1)	X	100.00	117.53	29.65	5.30	70.0	$\pm 9.6\%$
		Y	100.00	118.98	30.55		70.0	
		Z	100.00	117.60	29.56		70.0	
10031- CAA	IEEE 802.15.1 Bluetooth (GFSK, DH3)	X	100.00	119.01	27.51	1.88	100.0	$\pm 9.6\%$
		Y	100.00	120.92	28.55		100.0	
		Z	100.00	120.24	28.01		100.0	

10032-CAA	IEEE 802.15.1 Bluetooth (GFSK, DH5)	X	100.00	123.38	28.20	1.17	100.0	± 9.6 %
		Y	100.00	125.65	29.39		100.0	
		Z	100.00	125.73	29.19		100.0	
10033-CAA	IEEE 802.15.1 Bluetooth (PI/4-DQPSK, DH1)	X	19.09	97.83	27.11	5.30	70.0	± 9.6 %
		Y	15.95	95.07	26.63		70.0	
		Z	24.53	102.63	28.61		70.0	
10034-CAA	IEEE 802.15.1 Bluetooth (PI/4-DQPSK, DH3)	X	10.02	91.61	23.64	1.88	100.0	± 9.6 %
		Y	7.61	87.84	22.87		100.0	
		Z	10.27	92.54	24.11		100.0	
10035-CAA	IEEE 802.15.1 Bluetooth (PI/4-DQPSK, DH5)	X	5.46	84.57	21.13	1.17	100.0	± 9.6 %
		Y	4.38	81.41	20.43		100.0	
		Z	5.26	84.44	21.27		100.0	
10036-CAA	IEEE 802.15.1 Bluetooth (8-DPSK, DH1)	X	23.37	101.36	28.22	5.30	70.0	± 9.6 %
		Y	18.87	98.11	27.62		70.0	
		Z	31.86	107.19	29.96		70.0	
10037-CAA	IEEE 802.15.1 Bluetooth (8-DPSK, DH3)	X	9.51	90.89	23.38	1.88	100.0	± 9.6 %
		Y	7.33	87.31	22.65		100.0	
		Z	9.74	91.78	23.84		100.0	
10038-CAA	IEEE 802.15.1 Bluetooth (8-DPSK, DH5)	X	5.72	85.51	21.53	1.17	100.0	± 9.6 %
		Y	4.53	82.15	20.77		100.0	
		Z	5.48	85.30	21.66		100.0	
10039-CAB	CDMA2000 (1xRTT, RC1)	X	2.26	74.79	17.38	0.00	150.0	± 9.6 %
		Y	2.10	73.08	17.02		150.0	
		Z	2.23	74.47	17.43		150.0	
10042-CAB	IS-54 / IS-136 FDD (TDMA/FDM, PI/4-DQPSK, Halfrate)	X	61.54	110.76	28.95	7.78	50.0	± 9.6 %
		Y	50.64	108.97	29.04		50.0	
		Z	100.00	117.89	30.53		50.0	
10044-CAA	IS-91/EIA/TIA-553 FDD (FDMA, FM)	X	0.00	109.65	2.84	0.00	150.0	± 9.6 %
		Y	0.00	97.22	0.26		150.0	
		Z	0.00	100.19	0.00		150.0	
10048-CAA	DECT (TDD, TDMA/FDM, GFSK, Full Slot, 24)	X	11.79	84.00	24.40	13.80	25.0	± 9.6 %
		Y	11.77	83.73	24.74		25.0	
		Z	14.15	87.97	25.65		25.0	
10049-CAA	DECT (TDD, TDMA/FDM, GFSK, Double Slot, 12)	X	14.05	88.49	24.59	10.79	40.0	± 9.6 %
		Y	13.75	88.22	24.96		40.0	
		Z	17.95	93.15	25.98		40.0	
10056-CAA	UMTS-TDD (TD-SCDMA, 1.28 Mcps)	X	13.46	88.18	24.97	9.03	50.0	± 9.6 %
		Y	12.65	86.94	24.85		50.0	
		Z	15.45	91.20	26.00		50.0	
10058-DAB	EDGE-FDD (TDMA, 8PSK, TN 0-1-2-3)	X	10.37	89.77	29.11	6.55	100.0	± 9.6 %
		Y	9.50	86.96	27.90		100.0	
		Z	10.07	89.34	28.94		100.0	
10059-CAB	IEEE 802.11b WiFi 2.4 GHz (DSSS, 2 Mbps)	X	1.53	68.23	17.51	0.61	110.0	± 9.6 %
		Y	1.53	67.59	17.11		110.0	
		Z	1.52	67.95	17.34		110.0	
10060-CAB	IEEE 802.11b WiFi 2.4 GHz (DSSS, 5.5 Mbps)	X	100.00	131.49	33.82	1.30	110.0	± 9.6 %
		Y	100.00	131.52	33.99		110.0	
		Z	100.00	132.33	34.18		110.0	

10061-CAB	IEEE 802.11b WiFi 2.4 GHz (DSSS, 11 Mbps)	X	14.76	102.46	28.88	2.04	110.0	± 9.6 %
		Y	9.73	95.00	26.69		110.0	
		Z	13.81	101.74	28.75		110.0	
10062-CAB	IEEE 802.11a/h WiFi 5 GHz (OFDM, 6 Mbps)	X	4.86	67.12	16.81	0.49	100.0	± 9.6 %
		Y	4.93	67.04	16.75		100.0	
		Z	4.88	67.12	16.75		100.0	
10063-CAB	IEEE 802.11a/h WiFi 5 GHz (OFDM, 9 Mbps)	X	4.90	67.29	16.95	0.72	100.0	± 9.6 %
		Y	4.98	67.21	16.89		100.0	
		Z	4.92	67.28	16.90		100.0	
10064-CAB	IEEE 802.11a/h WiFi 5 GHz (OFDM, 12 Mbps)	X	5.23	67.62	17.21	0.86	100.0	± 9.6 %
		Y	5.32	67.56	17.16		100.0	
		Z	5.25	67.61	17.16		100.0	
10065-CAB	IEEE 802.11a/h WiFi 5 GHz (OFDM, 18 Mbps)	X	5.14	67.67	17.39	1.21	100.0	± 9.6 %
		Y	5.23	67.61	17.34		100.0	
		Z	5.15	67.64	17.33		100.0	
10066-CAB	IEEE 802.11a/h WiFi 5 GHz (OFDM, 24 Mbps)	X	5.20	67.81	17.63	1.46	100.0	± 9.6 %
		Y	5.29	67.75	17.57		100.0	
		Z	5.21	67.78	17.56		100.0	
10067-CAB	IEEE 802.11a/h WiFi 5 GHz (OFDM, 36 Mbps)	X	5.53	67.99	18.09	2.04	100.0	± 9.6 %
		Y	5.61	67.89	18.01		100.0	
		Z	5.52	67.92	18.00		100.0	
10068-CAB	IEEE 802.11a/h WiFi 5 GHz (OFDM, 48 Mbps)	X	5.67	68.36	18.47	2.55	100.0	± 9.6 %
		Y	5.77	68.30	18.40		100.0	
		Z	5.66	68.28	18.37		100.0	
10069-CAB	IEEE 802.11a/h WiFi 5 GHz (OFDM, 54 Mbps)	X	5.75	68.31	18.66	2.67	100.0	± 9.6 %
		Y	5.84	68.20	18.56		100.0	
		Z	5.74	68.20	18.55		100.0	
10071-CAB	IEEE 802.11g WiFi 2.4 GHz (DSSS/OFDM, 9 Mbps)	X	5.30	67.63	17.92	1.99	100.0	± 9.6 %
		Y	5.37	67.53	17.84		100.0	
		Z	5.29	67.57	17.83		100.0	
10072-CAB	IEEE 802.11g WiFi 2.4 GHz (DSSS/OFDM, 12 Mbps)	X	5.37	68.22	18.26	2.30	100.0	± 9.6 %
		Y	5.45	68.12	18.18		100.0	
		Z	5.36	68.14	18.17		100.0	
10073-CAB	IEEE 802.11g WiFi 2.4 GHz (DSSS/OFDM, 18 Mbps)	X	5.52	68.60	18.70	2.83	100.0	± 9.6 %
		Y	5.59	68.49	18.61		100.0	
		Z	5.49	68.48	18.59		100.0	
10074-CAB	IEEE 802.11g WiFi 2.4 GHz (DSSS/OFDM, 24 Mbps)	X	5.56	68.70	18.96	3.30	100.0	± 9.6 %
		Y	5.64	68.59	18.88		100.0	
		Z	5.53	68.56	18.85		100.0	
10075-CAB	IEEE 802.11g WiFi 2.4 GHz (DSSS/OFDM, 36 Mbps)	X	5.73	69.22	19.48	3.82	90.0	± 9.6 %
		Y	5.82	69.14	19.40		90.0	
		Z	5.68	69.05	19.35		90.0	
10076-CAB	IEEE 802.11g WiFi 2.4 GHz (DSSS/OFDM, 48 Mbps)	X	5.75	69.03	19.61	4.15	90.0	± 9.6 %
		Y	5.82	68.92	19.51		90.0	
		Z	5.69	68.84	19.47		90.0	
10077-CAB	IEEE 802.11g WiFi 2.4 GHz (DSSS/OFDM, 54 Mbps)	X	5.79	69.13	19.72	4.30	90.0	± 9.6 %
		Y	5.86	69.01	19.61		90.0	
		Z	5.73	68.93	19.57		90.0	

10081-CAB	CDMA2000 (1xRTT, RC3)	X	1.01	68.38	14.23	0.00	150.0	± 9.6 %
		Y	1.01	67.47	14.16		150.0	
		Z	1.03	68.27	14.39		150.0	
10082-CAB	IS-54 / IS-136 FDD (TDMA/FDM, PI/4-DQPSK, Fullrate)	X	2.25	64.30	9.14	4.77	80.0	± 9.6 %
		Y	2.46	65.03	9.83		80.0	
		Z	2.17	64.23	9.01		80.0	
10090-DAB	GPRS-FDD (TDMA, GMSK, TN 0-4)	X	100.00	119.20	31.05	6.56	60.0	± 9.6 %
		Y	100.00	120.60	31.96		60.0	
		Z	100.00	119.14	30.88		60.0	
10097-CAB	UMTS-FDD (HSDPA)	X	1.90	68.39	16.22	0.00	150.0	± 9.6 %
		Y	1.89	67.77	15.95		150.0	
		Z	1.91	68.25	16.16		150.0	
10098-CAB	UMTS-FDD (HSUPA, Subtest 2)	X	1.87	68.38	16.20	0.00	150.0	± 9.6 %
		Y	1.85	67.73	15.92		150.0	
		Z	1.87	68.23	16.13		150.0	
10099-DAB	EDGE-FDD (TDMA, 8PSK, TN 0-4)	X	20.55	104.05	35.87	9.56	60.0	± 9.6 %
		Y	16.69	97.84	33.55		60.0	
		Z	20.87	104.86	36.16		60.0	
10100-CAB	LTE-FDD (SC-FDMA, 100% RB, 20 MHz, QPSK)	X	3.34	71.37	17.14	0.00	150.0	± 9.6 %
		Y	3.35	71.02	16.93		150.0	
		Z	3.36	71.36	17.10		150.0	
10101-CAB	LTE-FDD (SC-FDMA, 100% RB, 20 MHz, 16-QAM)	X	3.37	68.13	16.24	0.00	150.0	± 9.6 %
		Y	3.41	68.01	16.14		150.0	
		Z	3.39	68.16	16.20		150.0	
10102-CAB	LTE-FDD (SC-FDMA, 100% RB, 20 MHz, 64-QAM)	X	3.46	68.03	16.30	0.00	150.0	± 9.6 %
		Y	3.51	67.93	16.21		150.0	
		Z	3.48	68.06	16.27		150.0	
10103-CAB	LTE-TDD (SC-FDMA, 100% RB, 20 MHz, QPSK)	X	8.70	78.35	21.34	3.98	65.0	± 9.6 %
		Y	8.72	77.95	21.17		65.0	
		Z	8.91	78.92	21.54		65.0	
10104-CAB	LTE-TDD (SC-FDMA, 100% RB, 20 MHz, 16-QAM)	X	8.68	77.16	21.73	3.98	65.0	± 9.6 %
		Y	8.69	76.67	21.48		65.0	
		Z	8.69	77.28	21.74		65.0	
10105-CAB	LTE-TDD (SC-FDMA, 100% RB, 20 MHz, 64-QAM)	X	7.95	75.40	21.25	3.98	65.0	± 9.6 %
		Y	7.69	74.24	20.70		65.0	
		Z	7.63	74.73	20.92		65.0	
10108-CAC	LTE-FDD (SC-FDMA, 100% RB, 10 MHz, QPSK)	X	2.94	70.58	16.98	0.00	150.0	± 9.6 %
		Y	2.96	70.20	16.75		150.0	
		Z	2.95	70.53	16.93		150.0	
10109-CAC	LTE-FDD (SC-FDMA, 100% RB, 10 MHz, 16-QAM)	X	3.03	67.97	16.18	0.00	150.0	± 9.6 %
		Y	3.08	67.81	16.08		150.0	
		Z	3.05	67.98	16.15		150.0	
10110-CAC	LTE-FDD (SC-FDMA, 100% RB, 5 MHz, QPSK)	X	2.41	69.72	16.70	0.00	150.0	± 9.6 %
		Y	2.43	69.22	16.43		150.0	
		Z	2.42	69.59	16.61		150.0	
10111-CAC	LTE-FDD (SC-FDMA, 100% RB, 5 MHz, 16-QAM)	X	2.74	68.66	16.50	0.00	150.0	± 9.6 %
		Y	2.78	68.37	16.39		150.0	
		Z	2.76	68.65	16.48		150.0	

10112-CAC	LTE-FDD (SC-FDMA, 100% RB, 10 MHz, 64-QAM)	X	3.15	67.89	16.21	0.00	150.0	± 9.6 %
		Y	3.20	67.73	16.11		150.0	
		Z	3.17	67.90	16.17		150.0	
10113-CAC	LTE-FDD (SC-FDMA, 100% RB, 5 MHz, 64-QAM)	X	2.89	68.72	16.59	0.00	150.0	± 9.6 %
		Y	2.94	68.43	16.49		150.0	
		Z	2.91	68.70	16.57		150.0	
10114-CAB	IEEE 802.11n (HT Greenfield, 13.5 Mbps, BPSK)	X	5.22	67.44	16.56	0.00	150.0	± 9.6 %
		Y	5.27	67.37	16.49		150.0	
		Z	5.23	67.45	16.50		150.0	
10115-CAB	IEEE 802.11n (HT Greenfield, 81 Mbps, 16-QAM)	X	5.59	67.78	16.74	0.00	150.0	± 9.6 %
		Y	5.65	67.69	16.65		150.0	
		Z	5.59	67.76	16.66		150.0	
10116-CAB	IEEE 802.11n (HT Greenfield, 135 Mbps, 64-QAM)	X	5.35	67.71	16.62	0.00	150.0	± 9.6 %
		Y	5.40	67.65	16.54		150.0	
		Z	5.35	67.72	16.56		150.0	
10117-CAB	IEEE 802.11n (HT Mixed, 13.5 Mbps, BPSK)	X	5.21	67.41	16.57	0.00	150.0	± 9.6 %
		Y	5.28	67.40	16.52		150.0	
		Z	5.23	67.45	16.52		150.0	
10118-CAB	IEEE 802.11n (HT Mixed, 81 Mbps, 16-QAM)	X	5.67	67.97	16.85	0.00	150.0	± 9.6 %
		Y	5.71	67.82	16.72		150.0	
		Z	5.67	67.93	16.76		150.0	
10119-CAB	IEEE 802.11n (HT Mixed, 135 Mbps, 64-QAM)	X	5.32	67.66	16.61	0.00	150.0	± 9.6 %
		Y	5.38	67.60	16.54		150.0	
		Z	5.33	67.66	16.55		150.0	
10140-CAB	LTE-FDD (SC-FDMA, 100% RB, 15 MHz, 16-QAM)	X	3.51	68.03	16.22	0.00	150.0	± 9.6 %
		Y	3.56	67.93	16.14		150.0	
		Z	3.53	68.07	16.19		150.0	
10141-CAB	LTE-FDD (SC-FDMA, 100% RB, 15 MHz, 64-QAM)	X	3.63	68.07	16.36	0.00	150.0	± 9.6 %
		Y	3.68	67.97	16.28		150.0	
		Z	3.65	68.10	16.33		150.0	
10142-CAC	LTE-FDD (SC-FDMA, 100% RB, 3 MHz, QPSK)	X	2.19	69.78	16.51	0.00	150.0	± 9.6 %
		Y	2.21	69.16	16.26		150.0	
		Z	2.20	69.62	16.45		150.0	
10143-CAC	LTE-FDD (SC-FDMA, 100% RB, 3 MHz, 16-QAM)	X	2.63	69.49	16.39	0.00	150.0	± 9.6 %
		Y	2.66	69.08	16.33		150.0	
		Z	2.65	69.47	16.42		150.0	
10144-CAC	LTE-FDD (SC-FDMA, 100% RB, 3 MHz, 64-QAM)	X	2.42	67.43	14.93	0.00	150.0	± 9.6 %
		Y	2.48	67.17	14.96		150.0	
		Z	2.45	67.43	14.98		150.0	
10145-CAC	LTE-FDD (SC-FDMA, 100% RB, 1.4 MHz, QPSK)	X	1.50	67.58	13.73	0.00	150.0	± 9.6 %
		Y	1.59	67.73	14.25		150.0	
		Z	1.56	67.92	14.09		150.0	
10146-CAC	LTE-FDD (SC-FDMA, 100% RB, 1.4 MHz, 16-QAM)	X	3.75	74.32	16.15	0.00	150.0	± 9.6 %
		Y	3.28	72.47	15.86		150.0	
		Z	3.39	73.08	15.68		150.0	
10147-CAC	LTE-FDD (SC-FDMA, 100% RB, 1.4 MHz, 64-QAM)	X	5.24	78.94	18.09	0.00	150.0	± 9.6 %
		Y	4.17	75.97	17.48		150.0	
		Z	4.56	77.18	17.48		150.0	

10149-CAB	LTE-FDD (SC-FDMA, 50% RB, 20 MHz, 16-QAM)	X	3.04	68.03	16.23	0.00	150.0	± 9.6 %
		Y	3.09	67.87	16.12		150.0	
		Z	3.06	68.04	16.19		150.0	
10150-CAB	LTE-FDD (SC-FDMA, 50% RB, 20 MHz, 64-QAM)	X	3.16	67.94	16.24	0.00	150.0	± 9.6 %
		Y	3.21	67.78	16.15		150.0	
		Z	3.18	67.95	16.21		150.0	
10151-CAB	LTE-TDD (SC-FDMA, 50% RB, 20 MHz, QPSK)	X	9.40	80.95	22.46	3.98	65.0	± 9.6 %
		Y	9.15	79.93	22.06		65.0	
		Z	9.53	81.33	22.58		65.0	
10152-CAB	LTE-TDD (SC-FDMA, 50% RB, 20 MHz, 16-QAM)	X	8.34	77.44	21.61	3.98	65.0	± 9.6 %
		Y	8.31	76.83	21.36		65.0	
		Z	8.34	77.55	21.63		65.0	
10153-CAB	LTE-TDD (SC-FDMA, 50% RB, 20 MHz, 64-QAM)	X	8.70	78.15	22.23	3.98	65.0	± 9.6 %
		Y	8.66	77.53	21.98		65.0	
		Z	8.71	78.29	22.27		65.0	
10154-CAC	LTE-FDD (SC-FDMA, 50% RB, 10 MHz, QPSK)	X	2.46	70.17	16.97	0.00	150.0	± 9.6 %
		Y	2.49	69.71	16.73		150.0	
		Z	2.48	70.06	16.90		150.0	
10155-CAC	LTE-FDD (SC-FDMA, 50% RB, 10 MHz, 16-QAM)	X	2.74	68.67	16.51	0.00	150.0	± 9.6 %
		Y	2.78	68.36	16.39		150.0	
		Z	2.76	68.65	16.49		150.0	
10156-CAC	LTE-FDD (SC-FDMA, 50% RB, 5 MHz, QPSK)	X	2.06	70.10	16.48	0.00	150.0	± 9.6 %
		Y	2.08	69.44	16.27		150.0	
		Z	2.07	69.94	16.45		150.0	
10157-CAC	LTE-FDD (SC-FDMA, 50% RB, 5 MHz, 16-QAM)	X	2.28	68.17	15.11	0.00	150.0	± 9.6 %
		Y	2.33	67.84	15.16		150.0	
		Z	2.31	68.18	15.19		150.0	
10158-CAC	LTE-FDD (SC-FDMA, 50% RB, 10 MHz, 64-QAM)	X	2.89	68.77	16.63	0.00	150.0	± 9.6 %
		Y	2.94	68.48	16.53		150.0	
		Z	2.92	68.76	16.61		150.0	
10159-CAC	LTE-FDD (SC-FDMA, 50% RB, 5 MHz, 64-QAM)	X	2.39	68.61	15.39	0.00	150.0	± 9.6 %
		Y	2.45	68.30	15.46		150.0	
		Z	2.43	68.65	15.48		150.0	
10160-CAB	LTE-FDD (SC-FDMA, 50% RB, 15 MHz, QPSK)	X	2.91	69.42	16.71	0.00	150.0	± 9.6 %
		Y	2.92	69.01	16.48		150.0	
		Z	2.90	69.28	16.61		150.0	
10161-CAB	LTE-FDD (SC-FDMA, 50% RB, 15 MHz, 16-QAM)	X	3.05	67.85	16.19	0.00	150.0	± 9.6 %
		Y	3.10	67.67	16.10		150.0	
		Z	3.07	67.86	16.16		150.0	
10162-CAB	LTE-FDD (SC-FDMA, 50% RB, 15 MHz, 64-QAM)	X	3.16	67.93	16.26	0.00	150.0	± 9.6 %
		Y	3.21	67.72	16.16		150.0	
		Z	3.18	67.92	16.23		150.0	
10166-CAC	LTE-FDD (SC-FDMA, 50% RB, 1.4 MHz, QPSK)	X	4.07	71.45	20.14	3.01	150.0	± 9.6 %
		Y	3.97	70.22	19.43		150.0	
		Z	3.95	70.80	19.71		150.0	
10167-CAC	LTE-FDD (SC-FDMA, 50% RB, 1.4 MHz, 16-QAM)	X	5.49	75.62	21.04	3.01	150.0	± 9.6 %
		Y	5.11	73.56	20.08		150.0	
		Z	5.22	74.75	20.57		150.0	

10168-CAC	LTE-FDD (SC-FDMA, 50% RB, 1.4 MHz, 64-QAM)	X	6.13	77.98	22.33	3.01	150.0	± 9.6 %
		Y	5.62	75.59	21.27		150.0	
		Z	5.82	77.05	21.86		150.0	
10169-CAB	LTE-FDD (SC-FDMA, 1 RB, 20 MHz, QPSK)	X	3.81	73.33	20.96	3.01	150.0	± 9.6 %
		Y	3.65	71.83	20.10		150.0	
		Z	3.62	72.48	20.46		150.0	
10170-CAB	LTE-FDD (SC-FDMA, 1 RB, 20 MHz, 16-QAM)	X	6.50	82.68	24.25	3.01	150.0	± 9.6 %
		Y	5.61	79.24	22.79		150.0	
		Z	6.05	81.70	23.79		150.0	
10171-AAB	LTE-FDD (SC-FDMA, 1 RB, 20 MHz, 64-QAM)	X	4.97	76.89	21.05	3.01	150.0	± 9.6 %
		Y	4.45	74.28	19.85		150.0	
		Z	4.61	75.89	20.53		150.0	
10172-CAB	LTE-TDD (SC-FDMA, 1 RB, 20 MHz, QPSK)	X	52.94	121.29	36.90	6.02	65.0	± 9.6 %
		Y	23.36	103.87	31.78		65.0	
		Z	40.33	116.26	35.48		65.0	
10173-CAB	LTE-TDD (SC-FDMA, 1 RB, 20 MHz, 16-QAM)	X	58.52	116.94	33.83	6.02	65.0	± 9.6 %
		Y	29.01	103.53	30.11		65.0	
		Z	69.19	120.09	34.52		65.0	
10174-CAB	LTE-TDD (SC-FDMA, 1 RB, 20 MHz, 64-QAM)	X	40.96	109.01	31.18	6.02	65.0	± 9.6 %
		Y	22.71	97.99	28.00		65.0	
		Z	43.66	110.32	31.42		65.0	
10175-CAC	LTE-FDD (SC-FDMA, 1 RB, 10 MHz, QPSK)	X	3.75	72.93	20.69	3.01	150.0	± 9.6 %
		Y	3.59	71.44	19.82		150.0	
		Z	3.56	72.08	20.18		150.0	
10176-CAC	LTE-FDD (SC-FDMA, 1 RB, 10 MHz, 16-QAM)	X	6.51	82.71	24.26	3.01	150.0	± 9.6 %
		Y	5.62	79.27	22.81		150.0	
		Z	6.06	81.74	23.81		150.0	
10177-CAE	LTE-FDD (SC-FDMA, 1 RB, 5 MHz, QPSK)	X	3.79	73.12	20.79	3.01	150.0	± 9.6 %
		Y	3.63	71.64	19.94		150.0	
		Z	3.60	72.28	20.29		150.0	
10178-CAC	LTE-FDD (SC-FDMA, 1 RB, 5 MHz, 16-QAM)	X	6.40	82.34	24.10	3.01	150.0	± 9.6 %
		Y	5.52	78.90	22.63		150.0	
		Z	5.95	81.34	23.63		150.0	
10179-CAC	LTE-FDD (SC-FDMA, 1 RB, 10 MHz, 64-QAM)	X	5.65	79.57	22.48	3.01	150.0	± 9.6 %
		Y	4.96	76.53	21.14		150.0	
		Z	5.25	78.56	21.99		150.0	
10180-CAC	LTE-FDD (SC-FDMA, 1 RB, 5 MHz, 64-QAM)	X	4.95	76.77	20.98	3.01	150.0	± 9.6 %
		Y	4.43	74.16	19.77		150.0	
		Z	4.58	75.77	20.46		150.0	
10181-CAB	LTE-FDD (SC-FDMA, 1 RB, 15 MHz, QPSK)	X	3.78	73.10	20.79	3.01	150.0	± 9.6 %
		Y	3.62	71.62	19.93		150.0	
		Z	3.59	72.26	20.28		150.0	
10182-CAB	LTE-FDD (SC-FDMA, 1 RB, 15 MHz, 16-QAM)	X	6.39	82.31	24.09	3.01	150.0	± 9.6 %
		Y	5.51	78.88	22.62		150.0	
		Z	5.94	81.31	23.62		150.0	
10183-AAA	LTE-FDD (SC-FDMA, 1 RB, 15 MHz, 64-QAM)	X	4.93	76.74	20.97	3.01	150.0	± 9.6 %
		Y	4.42	74.13	19.76		150.0	
		Z	4.57	75.74	20.45		150.0	

10184-CAC	LTE-FDD (SC-FDMA, 1 RB, 3 MHz, QPSK)	X	3.80	73.15	20.81	3.01	150.0	± 9.6 %
		Y	3.64	71.67	19.95		150.0	
		Z	3.60	72.31	20.31		150.0	
10185-CAC	LTE-FDD (SC-FDMA, 1 RB, 3 MHz, 16-QAM)	X	6.42	82.40	24.13	3.01	150.0	± 9.6 %
		Y	5.54	78.96	22.66		150.0	
		Z	5.97	81.41	23.66		150.0	
10186-AAC	LTE-FDD (SC-FDMA, 1 RB, 3 MHz, 64-QAM)	X	4.96	76.83	21.01	3.01	150.0	± 9.6 %
		Y	4.44	74.21	19.80		150.0	
		Z	4.60	75.82	20.49		150.0	
10187-CAC	LTE-FDD (SC-FDMA, 1 RB, 1.4 MHz, QPSK)	X	3.81	73.21	20.87	3.01	150.0	± 9.6 %
		Y	3.65	71.70	20.00		150.0	
		Z	3.61	72.36	20.36		150.0	
10188-CAC	LTE-FDD (SC-FDMA, 1 RB, 1.4 MHz, 16-QAM)	X	6.73	83.38	24.59	3.01	150.0	± 9.6 %
		Y	5.78	79.84	23.11		150.0	
		Z	6.27	82.41	24.14		150.0	
10189-AAC	LTE-FDD (SC-FDMA, 1 RB, 1.4 MHz, 64-QAM)	X	5.12	77.43	21.34	3.01	150.0	± 9.6 %
		Y	4.56	74.74	20.11		150.0	
		Z	4.75	76.43	20.82		150.0	
10193-CAB	IEEE 802.11n (HT Greenfield, 6.5 Mbps, BPSK)	X	4.63	66.85	16.32	0.00	150.0	± 9.6 %
		Y	4.70	66.78	16.27		150.0	
		Z	4.65	66.88	16.28		150.0	
10194-CAB	IEEE 802.11n (HT Greenfield, 39 Mbps, 16-QAM)	X	4.82	67.21	16.44	0.00	150.0	± 9.6 %
		Y	4.90	67.16	16.38		150.0	
		Z	4.85	67.24	16.40		150.0	
10195-CAB	IEEE 802.11n (HT Greenfield, 65 Mbps, 64-QAM)	X	4.86	67.23	16.45	0.00	150.0	± 9.6 %
		Y	4.94	67.16	16.39		150.0	
		Z	4.89	67.26	16.41		150.0	
10196-CAB	IEEE 802.11n (HT Mixed, 6.5 Mbps, BPSK)	X	4.64	66.94	16.35	0.00	150.0	± 9.6 %
		Y	4.72	66.89	16.31		150.0	
		Z	4.67	66.98	16.32		150.0	
10197-CAB	IEEE 802.11n (HT Mixed, 39 Mbps, 16-QAM)	X	4.84	67.23	16.45	0.00	150.0	± 9.6 %
		Y	4.92	67.18	16.39		150.0	
		Z	4.86	67.26	16.41		150.0	
10198-CAB	IEEE 802.11n (HT Mixed, 65 Mbps, 64-QAM)	X	4.87	67.24	16.46	0.00	150.0	± 9.6 %
		Y	4.95	67.18	16.40		150.0	
		Z	4.89	67.27	16.42		150.0	
10219-CAB	IEEE 802.11n (HT Mixed, 7.2 Mbps, BPSK)	X	4.59	66.96	16.32	0.00	150.0	± 9.6 %
		Y	4.67	66.90	16.27		150.0	
		Z	4.62	66.99	16.28		150.0	
10220-CAB	IEEE 802.11n (HT Mixed, 43.3 Mbps, 16-QAM)	X	4.83	67.21	16.45	0.00	150.0	± 9.6 %
		Y	4.92	67.17	16.39		150.0	
		Z	4.86	67.25	16.41		150.0	
10221-CAB	IEEE 802.11n (HT Mixed, 72.2 Mbps, 64-QAM)	X	4.87	67.17	16.45	0.00	150.0	± 9.6 %
		Y	4.95	67.12	16.39		150.0	
		Z	4.90	67.20	16.41		150.0	
10222-CAB	IEEE 802.11n (HT Mixed, 15 Mbps, BPSK)	X	5.19	67.43	16.57	0.00	150.0	± 9.6 %
		Y	5.26	67.42	16.52		150.0	
		Z	5.21	67.47	16.52		150.0	

10223-CAB	IEEE 802.11n (HT Mixed, 90 Mbps, 16-QAM)	X	5.54	67.71	16.73	0.00	150.0	± 9.6 %
		Y	5.65	67.79	16.73		150.0	
		Z	5.56	67.76	16.69		150.0	
10224-CAB	IEEE 802.11n (HT Mixed, 150 Mbps, 64-QAM)	X	5.23	67.52	16.54	0.00	150.0	± 9.6 %
		Y	5.31	67.53	16.50		150.0	
		Z	5.25	67.57	16.50		150.0	
10225-CAB	UMTS-FDD (HSPA+)	X	2.90	66.49	15.69	0.00	150.0	± 9.6 %
		Y	2.96	66.31	15.65		150.0	
		Z	2.93	66.49	15.67		150.0	
10226-CAA	LTE-TDD (SC-FDMA, 1 RB, 1.4 MHz, 16-QAM)	X	63.52	118.60	34.35	6.02	65.0	± 9.6 %
		Y	30.69	104.68	30.52		65.0	
		Z	76.61	122.12	35.13		65.0	
10227-CAA	LTE-TDD (SC-FDMA, 1 RB, 1.4 MHz, 64-QAM)	X	44.55	110.64	31.71	6.02	65.0	± 9.6 %
		Y	24.78	99.62	28.58		65.0	
		Z	50.71	113.05	32.23		65.0	
10228-CAA	LTE-TDD (SC-FDMA, 1 RB, 1.4 MHz, QPSK)	X	54.07	122.28	37.29	6.02	65.0	± 9.6 %
		Y	26.75	106.96	32.81		65.0	
		Z	50.70	121.15	36.89		65.0	
10229-CAB	LTE-TDD (SC-FDMA, 1 RB, 3 MHz, 16-QAM)	X	58.47	116.91	33.84	6.02	65.0	± 9.6 %
		Y	29.07	103.55	30.12		65.0	
		Z	69.21	120.09	34.53		65.0	
10230-CAB	LTE-TDD (SC-FDMA, 1 RB, 3 MHz, 64-QAM)	X	41.83	109.42	31.31	6.02	65.0	± 9.6 %
		Y	23.67	98.73	28.24		65.0	
		Z	46.98	111.59	31.77		65.0	
10231-CAB	LTE-TDD (SC-FDMA, 1 RB, 3 MHz, QPSK)	X	50.27	120.69	36.80	6.02	65.0	± 9.6 %
		Y	25.47	105.89	32.42		65.0	
		Z	46.95	119.49	36.37		65.0	
10232-CAB	LTE-TDD (SC-FDMA, 1 RB, 5 MHz, 16-QAM)	X	58.50	116.93	33.84	6.02	65.0	± 9.6 %
		Y	29.04	103.55	30.12		65.0	
		Z	69.25	120.11	34.53		65.0	
10233-CAB	LTE-TDD (SC-FDMA, 1 RB, 5 MHz, 64-QAM)	X	41.89	109.45	31.32	6.02	65.0	± 9.6 %
		Y	23.68	98.75	28.25		65.0	
		Z	47.04	111.62	31.78		65.0	
10234-CAB	LTE-TDD (SC-FDMA, 1 RB, 5 MHz, QPSK)	X	46.62	118.97	36.23	6.02	65.0	± 9.6 %
		Y	24.21	104.73	31.99		65.0	
		Z	43.35	117.68	35.78		65.0	
10235-CAB	LTE-TDD (SC-FDMA, 1 RB, 10 MHz, 16-QAM)	X	58.83	117.05	33.87	6.02	65.0	± 9.6 %
		Y	29.12	103.60	30.14		65.0	
		Z	69.67	120.23	34.57		65.0	
10236-CAB	LTE-TDD (SC-FDMA, 1 RB, 10 MHz, 64-QAM)	X	42.33	109.61	31.36	6.02	65.0	± 9.6 %
		Y	23.86	98.86	28.28		65.0	
		Z	47.61	111.80	31.82		65.0	
10237-CAB	LTE-TDD (SC-FDMA, 1 RB, 10 MHz, QPSK)	X	51.00	121.00	36.88	6.02	65.0	± 9.6 %
		Y	25.65	106.05	32.47		65.0	
		Z	47.51	119.75	36.44		65.0	
10238-CAB	LTE-TDD (SC-FDMA, 1 RB, 15 MHz, 16-QAM)	X	58.59	116.97	33.85	6.02	65.0	± 9.6 %
		Y	29.05	103.56	30.12		65.0	
		Z	69.38	120.15	34.54		65.0	

10239-CAB	LTE-TDD (SC-FDMA, 1 RB, 15 MHz, 64-QAM)	X	41.95	109.49	31.33	6.02	65.0	± 9.6 %
		Y	23.68	98.76	28.25		65.0	
		Z	47.10	111.66	31.79		65.0	
10240-CAB	LTE-TDD (SC-FDMA, 1 RB, 15 MHz, QPSK)	X	50.80	120.93	36.86	6.02	65.0	± 9.6 %
		Y	25.57	106.00	32.45		65.0	
		Z	47.32	119.68	36.42		65.0	
10241-CAA	LTE-TDD (SC-FDMA, 50% RB, 1.4 MHz, 16-QAM)	X	13.90	89.43	28.51	6.98	65.0	± 9.6 %
		Y	12.38	86.00	27.15		65.0	
		Z	13.25	88.63	28.18		65.0	
10242-CAA	LTE-TDD (SC-FDMA, 50% RB, 1.4 MHz, 64-QAM)	X	13.24	88.30	28.01	6.98	65.0	± 9.6 %
		Y	11.20	83.77	26.19		65.0	
		Z	11.70	85.89	27.05		65.0	
10243-CAA	LTE-TDD (SC-FDMA, 50% RB, 1.4 MHz, QPSK)	X	10.45	85.15	27.77	6.98	65.0	± 9.6 %
		Y	9.15	81.09	25.96		65.0	
		Z	9.27	82.54	26.64		65.0	
10244-CAB	LTE-TDD (SC-FDMA, 50% RB, 3 MHz, 16-QAM)	X	10.27	81.79	21.54	3.98	65.0	± 9.6 %
		Y	9.75	80.72	21.42		65.0	
		Z	10.26	82.03	21.62		65.0	
10245-CAB	LTE-TDD (SC-FDMA, 50% RB, 3 MHz, 64-QAM)	X	10.06	81.22	21.27	3.98	65.0	± 9.6 %
		Y	9.64	80.30	21.22		65.0	
		Z	10.06	81.45	21.36		65.0	
10246-CAB	LTE-TDD (SC-FDMA, 50% RB, 3 MHz, QPSK)	X	9.67	83.63	22.18	3.98	65.0	± 9.6 %
		Y	9.36	82.86	22.20		65.0	
		Z	10.19	84.79	22.67		65.0	
10247-CAB	LTE-TDD (SC-FDMA, 50% RB, 5 MHz, 16-QAM)	X	7.85	78.08	20.65	3.98	65.0	± 9.6 %
		Y	7.90	77.83	20.80		65.0	
		Z	7.98	78.59	20.92		65.0	
10248-CAB	LTE-TDD (SC-FDMA, 50% RB, 5 MHz, 64-QAM)	X	7.82	77.58	20.44	3.98	65.0	± 9.6 %
		Y	7.90	77.37	20.60		65.0	
		Z	7.93	78.02	20.68		65.0	
10249-CAB	LTE-TDD (SC-FDMA, 50% RB, 5 MHz, QPSK)	X	10.64	85.48	23.48	3.98	65.0	± 9.6 %
		Y	9.96	83.94	23.12		65.0	
		Z	11.07	86.38	23.84		65.0	
10250-CAB	LTE-TDD (SC-FDMA, 50% RB, 10 MHz, 16-QAM)	X	8.70	79.92	22.62	3.98	65.0	± 9.6 %
		Y	8.59	79.17	22.40		65.0	
		Z	8.76	80.21	22.75		65.0	
10251-CAB	LTE-TDD (SC-FDMA, 50% RB, 10 MHz, 64-QAM)	X	8.24	77.84	21.52	3.98	65.0	± 9.6 %
		Y	8.18	77.17	21.33		65.0	
		Z	8.25	77.99	21.59		65.0	
10252-CAB	LTE-TDD (SC-FDMA, 50% RB, 10 MHz, QPSK)	X	10.28	84.31	23.72	3.98	65.0	± 9.6 %
		Y	9.71	82.72	23.19		65.0	
		Z	10.49	84.84	23.92		65.0	
10253-CAB	LTE-TDD (SC-FDMA, 50% RB, 15 MHz, 16-QAM)	X	8.12	76.85	21.40	3.98	65.0	± 9.6 %
		Y	8.10	76.27	21.18		65.0	
		Z	8.11	76.94	21.42		65.0	
10254-CAB	LTE-TDD (SC-FDMA, 50% RB, 15 MHz, 64-QAM)	X	8.49	77.57	21.98	3.98	65.0	± 9.6 %
		Y	8.46	76.97	21.75		65.0	
		Z	8.49	77.68	22.01		65.0	

10255-CAB	LTE-TDD (SC-FDMA, 50% RB, 15 MHz, QPSK)	X	9.10	80.60	22.55	3.98	65.0	± 9.6 %
		Y	8.85	79.55	22.14		65.0	
		Z	9.17	80.89	22.64		65.0	
10256-CAA	LTE-TDD (SC-FDMA, 100% RB, 1.4 MHz, 16-QAM)	X	9.01	79.25	19.78	3.98	65.0	± 9.6 %
		Y	8.94	79.06	20.09		65.0	
		Z	9.07	79.62	19.93		65.0	
10257-CAA	LTE-TDD (SC-FDMA, 100% RB, 1.4 MHz, 64-QAM)	X	8.74	78.43	19.38	3.98	65.0	± 9.6 %
		Y	8.79	78.45	19.78		65.0	
		Z	8.79	78.79	19.53		65.0	
10258-CAA	LTE-TDD (SC-FDMA, 100% RB, 1.4 MHz, QPSK)	X	8.21	80.54	20.44	3.98	65.0	± 9.6 %
		Y	8.47	80.95	21.00		65.0	
		Z	8.77	81.91	21.05		65.0	
10259-CAB	LTE-TDD (SC-FDMA, 100% RB, 3 MHz, 16-QAM)	X	8.18	78.72	21.34	3.98	65.0	± 9.6 %
		Y	8.16	78.25	21.33		65.0	
		Z	8.28	79.12	21.54		65.0	
10260-CAB	LTE-TDD (SC-FDMA, 100% RB, 3 MHz, 64-QAM)	X	8.18	78.43	21.24	3.98	65.0	± 9.6 %
		Y	8.19	78.02	21.26		65.0	
		Z	8.28	78.82	21.44		65.0	
10261-CAB	LTE-TDD (SC-FDMA, 100% RB, 3 MHz, QPSK)	X	10.07	84.33	23.38	3.98	65.0	± 9.6 %
		Y	9.51	82.86	22.97		65.0	
		Z	10.34	85.00	23.65		65.0	
10262-CAB	LTE-TDD (SC-FDMA, 100% RB, 5 MHz, 16-QAM)	X	8.69	79.88	22.59	3.98	65.0	± 9.6 %
		Y	8.59	79.14	22.37		65.0	
		Z	8.75	80.17	22.72		65.0	
10263-CAB	LTE-TDD (SC-FDMA, 100% RB, 5 MHz, 64-QAM)	X	8.23	77.83	21.52	3.98	65.0	± 9.6 %
		Y	8.17	77.17	21.33		65.0	
		Z	8.24	77.99	21.59		65.0	
10264-CAB	LTE-TDD (SC-FDMA, 100% RB, 5 MHz, QPSK)	X	10.21	84.16	23.65	3.98	65.0	± 9.6 %
		Y	9.65	82.60	23.12		65.0	
		Z	10.42	84.68	23.85		65.0	
10265-CAB	LTE-TDD (SC-FDMA, 100% RB, 10 MHz, 16-QAM)	X	8.34	77.44	21.62	3.98	65.0	± 9.6 %
		Y	8.31	76.84	21.36		65.0	
		Z	8.34	77.56	21.64		65.0	
10266-CAB	LTE-TDD (SC-FDMA, 100% RB, 10 MHz, 64-QAM)	X	8.70	78.15	22.23	3.98	65.0	± 9.6 %
		Y	8.66	77.53	21.97		65.0	
		Z	8.71	78.28	22.26		65.0	
10267-CAB	LTE-TDD (SC-FDMA, 100% RB, 10 MHz, QPSK)	X	9.39	80.92	22.44	3.98	65.0	± 9.6 %
		Y	9.13	79.90	22.05		65.0	
		Z	9.51	81.29	22.56		65.0	
10268-CAB	LTE-TDD (SC-FDMA, 100% RB, 15 MHz, 16-QAM)	X	8.76	76.86	21.73	3.98	65.0	± 9.6 %
		Y	8.77	76.38	21.50		65.0	
		Z	8.75	76.95	21.73		65.0	
10269-CAB	LTE-TDD (SC-FDMA, 100% RB, 15 MHz, 64-QAM)	X	8.68	76.45	21.63	3.98	65.0	± 9.6 %
		Y	8.70	75.99	21.41		65.0	
		Z	8.66	76.51	21.62		65.0	
10270-CAB	LTE-TDD (SC-FDMA, 100% RB, 15 MHz, QPSK)	X	8.83	78.14	21.51	3.98	65.0	± 9.6 %
		Y	8.76	77.53	21.24		65.0	
		Z	8.89	78.39	21.57		65.0	

10274-CAB	UMTS-FDD (HSUPA, Subtest 5, 3GPP Rel8.10)	X	2.66	66.82	15.58	0.00	150.0	± 9.6 %
		Y	2.68	66.51	15.47		150.0	
		Z	2.67	66.79	15.55		150.0	
10275-CAB	UMTS-FDD (HSUPA, Subtest 5, 3GPP Rel8.4)	X	1.74	69.18	16.29	0.00	150.0	± 9.6 %
		Y	1.72	68.41	15.92		150.0	
		Z	1.74	68.96	16.19		150.0	
10277-CAA	PHS (QPSK)	X	5.74	69.88	14.27	9.03	50.0	± 9.6 %
		Y	6.29	71.20	15.39		50.0	
		Z	5.61	69.90	14.15		50.0	
10278-CAA	PHS (QPSK, BW 884MHz, Rolloff 0.5)	X	9.18	79.65	20.70	9.03	50.0	± 9.6 %
		Y	9.86	81.02	21.73		50.0	
		Z	9.98	81.62	21.46		50.0	
10279-CAA	PHS (QPSK, BW 884MHz, Rolloff 0.38)	X	9.34	79.85	20.79	9.03	50.0	± 9.6 %
		Y	10.03	81.20	21.81		50.0	
		Z	10.15	81.81	21.54		50.0	
10290-AAB	CDMA2000, RC1, SO55, Full Rate	X	1.76	71.14	15.57	0.00	150.0	± 9.6 %
		Y	1.74	70.15	15.48		150.0	
		Z	1.78	71.05	15.70		150.0	
10291-AAB	CDMA2000, RC3, SO55, Full Rate	X	0.98	68.06	14.07	0.00	150.0	± 9.6 %
		Y	0.99	67.20	14.01		150.0	
		Z	1.00	67.97	14.23		150.0	
10292-AAB	CDMA2000, RC3, SO32, Full Rate	X	1.37	73.74	17.04	0.00	150.0	± 9.6 %
		Y	1.23	71.32	16.37		150.0	
		Z	1.33	73.08	16.99		150.0	
10293-AAB	CDMA2000, RC3, SO3, Full Rate	X	2.26	81.44	20.55	0.00	150.0	± 9.6 %
		Y	1.72	76.60	19.08		150.0	
		Z	2.04	79.77	20.16		150.0	
10295-AAB	CDMA2000, RC1, SO3, 1/8th Rate 25 fr.	X	11.19	84.64	24.50	9.03	50.0	± 9.6 %
		Y	10.41	83.08	24.22		50.0	
		Z	11.16	85.25	24.81		50.0	
10297-AAA	LTE-FDD (SC-FDMA, 50% RB, 20 MHz, QPSK)	X	2.95	70.68	17.05	0.00	150.0	± 9.6 %
		Y	2.97	70.30	16.82		150.0	
		Z	2.96	70.63	16.99		150.0	
10298-AAB	LTE-FDD (SC-FDMA, 50% RB, 3 MHz, QPSK)	X	1.82	69.54	15.45	0.00	150.0	± 9.6 %
		Y	1.86	69.05	15.49		150.0	
		Z	1.85	69.53	15.56		150.0	
10299-AAB	LTE-FDD (SC-FDMA, 50% RB, 3 MHz, 16-QAM)	X	4.42	76.45	17.86	0.00	150.0	± 9.6 %
		Y	3.67	73.55	17.01		150.0	
		Z	3.95	74.91	17.24		150.0	
10300-AAB	LTE-FDD (SC-FDMA, 50% RB, 3 MHz, 64-QAM)	X	2.89	69.50	14.20	0.00	150.0	± 9.6 %
		Y	2.75	68.47	14.04		150.0	
		Z	2.74	68.79	13.87		150.0	
10301-AAA	IEEE 802.16e WiMAX (29:18, 5ms, 10MHz, QPSK, PUSC)	X	5.86	68.82	19.11	4.17	80.0	± 9.6 %
		Y	5.80	67.98	18.66		80.0	
		Z	5.64	67.88	18.59		80.0	
10302-AAA	IEEE 802.16e WiMAX (29:18, 5ms, 10MHz, QPSK, PUSC, 3 CTRL symbols)	X	6.35	69.48	19.90	4.96	80.0	± 9.6 %
		Y	6.33	68.83	19.54		80.0	
		Z	6.19	68.85	19.54		80.0	

10303-AAA	IEEE 802.16e WiMAX (31:15, 5ms, 10MHz, 64QAM, PUSC)	X	6.22	69.65	20.00	4.96	80.0	± 9.6 %
		Y	6.20	68.97	19.63		80.0	
		Z	6.04	68.93	19.61		80.0	
10304-AAA	IEEE 802.16e WiMAX (29:18, 5ms, 10MHz, 64QAM, PUSC)	X	5.81	68.77	19.09	4.17	80.0	± 9.6 %
		Y	5.81	68.18	18.78		80.0	
		Z	5.67	68.20	18.78		80.0	
10305-AAA	IEEE 802.16e WiMAX (31:15, 10ms, 10MHz, 64QAM, PUSC, 15 symbols)	X	10.92	86.64	28.18	6.02	50.0	± 9.6 %
		Y	9.49	82.76	26.69		50.0	
		Z	8.57	81.17	26.04		50.0	
10306-AAA	IEEE 802.16e WiMAX (29:18, 10ms, 10MHz, 64QAM, PUSC, 18 symbols)	X	6.87	73.20	22.32	6.02	50.0	± 9.6 %
		Y	6.66	71.77	21.64		50.0	
		Z	6.43	71.63	21.58		50.0	
10307-AAA	IEEE 802.16e WiMAX (29:18, 10ms, 10MHz, QPSK, PUSC, 18 symbols)	X	7.03	74.07	22.52	6.02	50.0	± 9.6 %
		Y	6.77	72.51	21.79		50.0	
		Z	6.52	72.35	21.74		50.0	
10308-AAA	IEEE 802.16e WiMAX (29:18, 10ms, 10MHz, 16QAM, PUSC)	X	7.13	74.63	22.78	6.02	50.0	± 9.6 %
		Y	6.82	72.91	21.99		50.0	
		Z	6.57	72.78	21.95		50.0	
10309-AAA	IEEE 802.16e WiMAX (29:18, 10ms, 10MHz, 16QAM, AMC 2x3, 18 symbols)	X	7.00	73.57	22.52	6.02	50.0	± 9.6 %
		Y	6.78	72.09	21.80		50.0	
		Z	6.54	71.97	21.77		50.0	
10310-AAA	IEEE 802.16e WiMAX (29:18, 10ms, 10MHz, QPSK, AMC 2x3, 18 symbols)	X	6.92	73.51	22.37	6.02	50.0	± 9.6 %
		Y	6.68	72.00	21.65		50.0	
		Z	6.44	71.88	21.60		50.0	
10311-AAA	LTE-FDD (SC-FDMA, 100% RB, 15 MHz, QPSK)	X	3.31	69.89	16.65	0.00	150.0	± 9.6 %
		Y	3.33	69.61	16.47		150.0	
		Z	3.33	69.90	16.62		150.0	
10313-AAA	iDEN 1:3	X	7.87	79.08	19.05	6.99	70.0	± 9.6 %
		Y	7.77	78.82	19.17		70.0	
		Z	8.36	80.29	19.46		70.0	
10314-AAA	iDEN 1:6	X	10.09	84.89	23.50	10.00	30.0	± 9.6 %
		Y	9.69	83.97	23.40		30.0	
		Z	11.44	87.59	24.44		30.0	
10315-AAB	IEEE 802.11b WiFi 2.4 GHz (DSSS, 1 Mbps, 96pc duty cycle)	X	1.17	65.22	16.05	0.17	150.0	± 9.6 %
		Y	1.19	64.80	15.74		150.0	
		Z	1.18	65.09	15.93		150.0	
10316-AAB	IEEE 802.11g WiFi 2.4 GHz (ERP-OFDM, 6 Mbps, 96pc duty cycle)	X	4.74	67.06	16.54	0.17	150.0	± 9.6 %
		Y	4.81	66.98	16.48		150.0	
		Z	4.76	67.07	16.49		150.0	
10317-AAB	IEEE 802.11a WiFi 5 GHz (OFDM, 6 Mbps, 96pc duty cycle)	X	4.74	67.06	16.54	0.17	150.0	± 9.6 %
		Y	4.81	66.98	16.48		150.0	
		Z	4.76	67.07	16.49		150.0	
10400-AAC	IEEE 802.11ac WiFi (20MHz, 64-QAM, 99pc duty cycle)	X	4.83	67.29	16.44	0.00	150.0	± 9.6 %
		Y	4.91	67.21	16.38		150.0	
		Z	4.85	67.31	16.40		150.0	
10401-AAC	IEEE 802.11ac WiFi (40MHz, 64-QAM, 99pc duty cycle)	X	5.49	67.41	16.57	0.00	150.0	± 9.6 %
		Y	5.53	67.28	16.45		150.0	
		Z	5.49	67.39	16.49		150.0	

10402-AAC	IEEE 802.11ac WiFi (80MHz, 64-QAM, 99pc duty cycle)	X	5.77	67.85	16.62	0.00	150.0	± 9.6 %
		Y	5.84	67.84	16.57		150.0	
		Z	5.79	67.89	16.58		150.0	
10403-AAB	CDMA2000 (1xEV-DO, Rev. 0)	X	1.76	71.14	15.57	0.00	115.0	± 9.6 %
		Y	1.74	70.15	15.48		115.0	
		Z	1.78	71.05	15.70		115.0	
10404-AAB	CDMA2000 (1xEV-DO, Rev. A)	X	1.76	71.14	15.57	0.00	115.0	± 9.6 %
		Y	1.74	70.15	15.48		115.0	
		Z	1.78	71.05	15.70		115.0	
10406-AAB	CDMA2000, RC3, SO32, SCH0, Full Rate	X	100.00	121.30	30.65	0.00	100.0	± 9.6 %
		Y	98.54	123.04	31.60		100.0	
		Z	100.00	121.24	30.44		100.0	
10410-AAA	LTE-TDD (SC-FDMA, 1 RB, 10 MHz, QPSK, UL Subframe=2,3,4,7,8,9)	X	1.57	62.34	6.89	2.23	80.0	± 9.6 %
		Y	1.83	63.33	7.78		80.0	
		Z	1.40	61.66	6.34		80.0	
10415-AAA	IEEE 802.11b WiFi 2.4 GHz (DSSS, 1 Mbps, 99pc duty cycle)	X	1.01	63.55	15.10	0.00	150.0	± 9.6 %
		Y	1.03	63.22	14.83		150.0	
		Z	1.03	63.51	15.02		150.0	
10416-AAA	IEEE 802.11g WiFi 2.4 GHz (ERP-OFDM, 6 Mbps, 99pc duty cycle)	X	4.63	66.89	16.37	0.00	150.0	± 9.6 %
		Y	4.70	66.81	16.31		150.0	
		Z	4.66	66.92	16.33		150.0	
10417-AAA	IEEE 802.11a/h WiFi 5 GHz (OFDM, 6 Mbps, 99pc duty cycle)	X	4.63	66.89	16.37	0.00	150.0	± 9.6 %
		Y	4.70	66.81	16.31		150.0	
		Z	4.66	66.92	16.33		150.0	
10418-AAA	IEEE 802.11g WiFi 2.4 GHz (DSSS-OFDM, 6 Mbps, 99pc duty cycle, Long preamble)	X	4.62	67.04	16.38	0.00	150.0	± 9.6 %
		Y	4.68	66.95	16.31		150.0	
		Z	4.64	67.06	16.34		150.0	
10419-AAA	IEEE 802.11g WiFi 2.4 GHz (DSSS-OFDM, 6 Mbps, 99pc duty cycle, Short preamble)	X	4.64	66.99	16.39	0.00	150.0	± 9.6 %
		Y	4.71	66.91	16.32		150.0	
		Z	4.67	67.02	16.34		150.0	
10422-AAA	IEEE 802.11n (HT Greenfield, 7.2 Mbps, BPSK)	X	4.77	67.00	16.40	0.00	150.0	± 9.6 %
		Y	4.84	66.92	16.34		150.0	
		Z	4.79	67.02	16.36		150.0	
10423-AAA	IEEE 802.11n (HT Greenfield, 43.3 Mbps, 16-QAM)	X	4.96	67.36	16.54	0.00	150.0	± 9.6 %
		Y	5.05	67.31	16.48		150.0	
		Z	4.99	67.39	16.49		150.0	
10424-AAA	IEEE 802.11n (HT Greenfield, 72.2 Mbps, 64-QAM)	X	4.87	67.30	16.50	0.00	150.0	± 9.6 %
		Y	4.95	67.24	16.44		150.0	
		Z	4.90	67.33	16.46		150.0	
10425-AAA	IEEE 802.11n (HT Greenfield, 15 Mbps, BPSK)	X	5.47	67.66	16.68	0.00	150.0	± 9.6 %
		Y	5.53	67.59	16.60		150.0	
		Z	5.47	67.64	16.60		150.0	
10426-AAA	IEEE 802.11n (HT Greenfield, 90 Mbps, 16-QAM)	X	5.47	67.68	16.68	0.00	150.0	± 9.6 %
		Y	5.54	67.63	16.61		150.0	
		Z	5.48	67.67	16.61		150.0	

10427-AAA	IEEE 802.11n (HT Greenfield, 150 Mbps, 64-QAM)	X	5.48	67.65	16.67	0.00	150.0	± 9.6 %
		Y	5.56	67.64	16.62		150.0	
		Z	5.50	67.67	16.61		150.0	
10430-AAA	LTE-FDD (OFDMA, 5 MHz, E-TM 3.1)	X	4.31	70.51	18.18	0.00	150.0	± 9.6 %
		Y	4.41	70.35	18.21		150.0	
		Z	4.36	70.57	18.21		150.0	
10431-AAA	LTE-FDD (OFDMA, 10 MHz, E-TM 3.1)	X	4.35	67.48	16.43	0.00	150.0	± 9.6 %
		Y	4.44	67.36	16.38		150.0	
		Z	4.38	67.49	16.40		150.0	
10432-AAA	LTE-FDD (OFDMA, 15 MHz, E-TM 3.1)	X	4.65	67.35	16.47	0.00	150.0	± 9.6 %
		Y	4.73	67.27	16.41		150.0	
		Z	4.67	67.38	16.43		150.0	
10433-AAA	LTE-FDD (OFDMA, 20 MHz, E-TM 3.1)	X	4.89	67.34	16.53	0.00	150.0	± 9.6 %
		Y	4.97	67.29	16.47		150.0	
		Z	4.91	67.38	16.48		150.0	
10434-AAA	W-CDMA (BS Test Model 1, 64 DPCH)	X	4.40	71.29	18.17	0.00	150.0	± 9.6 %
		Y	4.50	71.07	18.22		150.0	
		Z	4.45	71.35	18.23		150.0	
10435-AAA	LTE-TDD (SC-FDMA, 1 RB, 20 MHz, QPSK, UL Subframe=2,3,4,7,8,9)	X	1.57	62.31	6.87	2.23	80.0	± 9.6 %
		Y	1.83	63.29	7.76		80.0	
		Z	1.40	61.64	6.32		80.0	
10447-AAA	LTE-FDD (OFDMA, 5 MHz, E-TM 3.1, Clipping 44%)	X	3.67	67.56	15.91	0.00	150.0	± 9.6 %
		Y	3.76	67.40	15.93		150.0	
		Z	3.70	67.57	15.92		150.0	
10448-AAA	LTE-FDD (OFDMA, 10 MHz, E-TM 3.1, Clipping 44%)	X	4.18	67.25	16.29	0.00	150.0	± 9.6 %
		Y	4.26	67.13	16.24		150.0	
		Z	4.21	67.27	16.26		150.0	
10449-AAA	LTE-FDD (OFDMA, 15 MHz, E-TM 3.1, Clipping 44%)	X	4.44	67.18	16.37	0.00	150.0	± 9.6 %
		Y	4.51	67.09	16.31		150.0	
		Z	4.46	67.20	16.33		150.0	
10450-AAA	LTE-FDD (OFDMA, 20 MHz, E-TM 3.1, Clipping 44%)	X	4.62	67.10	16.38	0.00	150.0	± 9.6 %
		Y	4.69	67.04	16.32		150.0	
		Z	4.65	67.13	16.34		150.0	
10451-AAA	W-CDMA (BS Test Model 1, 64 DPCH, Clipping 44%)	X	3.59	67.84	15.63	0.00	150.0	± 9.6 %
		Y	3.69	67.70	15.70		150.0	
		Z	3.63	67.87	15.67		150.0	
10456-AAA	IEEE 802.11ac WiFi (160MHz, 64-QAM, 99pc duty cycle)	X	6.33	68.23	16.83	0.00	150.0	± 9.6 %
		Y	6.38	68.23	16.78		150.0	
		Z	6.33	68.25	16.77		150.0	
10457-AAA	UMTS-FDD (DC-HSDPA)	X	3.84	65.52	16.10	0.00	150.0	± 9.6 %
		Y	3.87	65.45	16.04		150.0	
		Z	3.85	65.55	16.06		150.0	
10458-AAA	CDMA2000 (1xEV-DO, Rev. B, 2 carriers)	X	3.42	67.18	15.14	0.00	150.0	± 9.6 %
		Y	3.50	66.91	15.21		150.0	
		Z	3.45	67.17	15.18		150.0	
10459-AAA	CDMA2000 (1xEV-DO, Rev. B, 3 carriers)	X	4.41	64.94	15.71	0.00	150.0	± 9.6 %
		Y	4.60	65.07	15.86		150.0	
		Z	4.55	65.34	15.90		150.0	

10460-AAA	UMTS-FDD (WCDMA, AMR)	X	1.01	70.61	17.46	0.00	150.0	± 9.6 %
		Y	0.95	68.81	16.56		150.0	
		Z	0.99	69.88	17.14		150.0	
10461-AAA	LTE-TDD (SC-FDMA, 1 RB, 1.4 MHz, QPSK, UL Subframe=2,3,4,7,8,9)	X	100.00	124.09	32.48	3.29	80.0	± 9.6 %
		Y	100.00	122.40	31.91		80.0	
		Z	100.00	123.78	32.21		80.0	
10462-AAA	LTE-TDD (SC-FDMA, 1 RB, 1.4 MHz, 16-QAM, UL Subframe=2,3,4,7,8,9)	X	100.00	109.33	25.42	3.23	80.0	± 9.6 %
		Y	100.00	109.52	25.72		80.0	
		Z	100.00	108.56	24.91		80.0	
10463-AAA	LTE-TDD (SC-FDMA, 1 RB, 1.4 MHz, 64-QAM, UL Subframe=2,3,4,7,8,9)	X	100.00	106.46	24.04	3.23	80.0	± 9.6 %
		Y	72.76	103.48	23.69		80.0	
		Z	100.00	105.54	23.47		80.0	
10464-AAA	LTE-TDD (SC-FDMA, 1 RB, 3 MHz, QPSK, UL Subframe=2,3,4,7,8,9)	X	100.00	122.25	31.47	3.23	80.0	± 9.6 %
		Y	100.00	120.68	30.96		80.0	
		Z	100.00	121.86	31.16		80.0	
10465-AAA	LTE-TDD (SC-FDMA, 1 RB, 3 MHz, 16-QAM, UL Subframe=2,3,4,7,8,9)	X	100.00	108.86	25.18	3.23	80.0	± 9.6 %
		Y	100.00	109.08	25.49		80.0	
		Z	100.00	108.05	24.66		80.0	
10466-AAA	LTE-TDD (SC-FDMA, 1 RB, 3 MHz, 64-QAM, UL Subframe=2,3,4,7,8,9)	X	100.00	106.02	23.82	3.23	80.0	± 9.6 %
		Y	34.01	94.84	21.52		80.0	
		Z	86.63	103.61	22.92		80.0	
10467-AAA	LTE-TDD (SC-FDMA, 1 RB, 5 MHz, QPSK, UL Subframe=2,3,4,7,8,9)	X	100.00	122.46	31.56	3.23	80.0	± 9.6 %
		Y	100.00	120.86	31.05		80.0	
		Z	100.00	122.07	31.26		80.0	
10468-AAA	LTE-TDD (SC-FDMA, 1 RB, 5 MHz, 16-QAM, UL Subframe=2,3,4,7,8,9)	X	100.00	109.01	25.25	3.23	80.0	± 9.6 %
		Y	100.00	109.21	25.56		80.0	
		Z	100.00	108.21	24.73		80.0	
10469-AAA	LTE-TDD (SC-FDMA, 1 RB, 5 MHz, 64-QAM, UL Subframe=2,3,4,7,8,9)	X	100.00	106.03	23.82	3.23	80.0	± 9.6 %
		Y	35.12	95.19	21.61		80.0	
		Z	92.33	104.26	23.06		80.0	
10470-AAA	LTE-TDD (SC-FDMA, 1 RB, 10 MHz, QPSK, UL Subframe=2,3,4,7,8,9)	X	100.00	122.49	31.57	3.23	80.0	± 9.6 %
		Y	100.00	120.89	31.05		80.0	
		Z	100.00	122.09	31.26		80.0	
10471-AAA	LTE-TDD (SC-FDMA, 1 RB, 10 MHz, 16-QAM, UL Subframe=2,3,4,7,8,9)	X	100.00	108.96	25.23	3.23	80.0	± 9.6 %
		Y	100.00	109.17	25.53		80.0	
		Z	100.00	108.15	24.70		80.0	
10472-AAA	LTE-TDD (SC-FDMA, 1 RB, 10 MHz, 64-QAM, UL Subframe=2,3,4,7,8,9)	X	100.00	105.98	23.80	3.23	80.0	± 9.6 %
		Y	35.19	95.19	21.59		80.0	
		Z	92.17	104.19	23.03		80.0	
10473-AAA	LTE-TDD (SC-FDMA, 1 RB, 15 MHz, QPSK, UL Subframe=2,3,4,7,8,9)	X	100.00	122.46	31.56	3.23	80.0	± 9.6 %
		Y	100.00	120.86	31.04		80.0	
		Z	100.00	122.06	31.25		80.0	
10474-AAA	LTE-TDD (SC-FDMA, 1 RB, 15 MHz, 16-QAM, UL Subframe=2,3,4,7,8,9)	X	100.00	108.97	25.23	3.23	80.0	± 9.6 %
		Y	100.00	109.18	25.53		80.0	
		Z	100.00	108.16	24.70		80.0	
10475-AAA	LTE-TDD (SC-FDMA, 1 RB, 15 MHz, 64-QAM, UL Subframe=2,3,4,7,8,9)	X	100.00	105.99	23.80	3.23	80.0	± 9.6 %
		Y	34.55	94.99	21.54		80.0	
		Z	89.20	103.87	22.96		80.0	

10477-AAA	LTE-TDD (SC-FDMA, 1 RB, 20 MHz, 16-QAM, UL Subframe=2,3,4,7,8,9)	X	100.00	108.82	25.15	3.23	80.0	± 9.6 %
		Y	100.00	109.03	25.46		80.0	
		Z	100.00	108.00	24.62		80.0	
10478-AAA	LTE-TDD (SC-FDMA, 1 RB, 20 MHz, 64-QAM, UL Subframe=2,3,4,7,8,9)	X	100.00	105.94	23.78	3.23	80.0	± 9.6 %
		Y	33.78	94.72	21.47		80.0	
		Z	85.25	103.36	22.84		80.0	
10479-AAA	LTE-TDD (SC-FDMA, 50% RB, 1.4 MHz, QPSK, UL Subframe=2,3,4,7,8,9)	X	29.72	90.65	18.88	1.99	80.0	± 9.6 %
		Y	26.20	91.38	19.91		80.0	
		Z	14.60	84.06	17.13		80.0	
10480-AAA	LTE-TDD (SC-FDMA, 50% RB, 1.4 MHz, 16-QAM, UL Subframe=2,3,4,7,8,9)	X	1.73	61.06	7.92	1.99	80.0	± 9.6 %
		Y	2.26	63.23	9.54		80.0	
		Z	1.62	60.75	7.71		80.0	
10481-AAA	LTE-TDD (SC-FDMA, 50% RB, 1.4 MHz, 64-QAM, UL Subframe=2,3,4,7,8,9)	X	1.56	60.00	7.16	1.99	80.0	± 9.6 %
		Y	1.95	61.61	8.52		80.0	
		Z	1.52	60.00	7.10		80.0	
10482-AAA	LTE-TDD (SC-FDMA, 50% RB, 3 MHz, QPSK, UL Subframe=2,3,4,7,8,9)	X	7.98	83.05	20.48	1.99	80.0	± 9.6 %
		Y	7.13	81.44	20.33		80.0	
		Z	8.29	83.90	20.90		80.0	
10483-AAA	LTE-TDD (SC-FDMA, 50% RB, 3 MHz, 16-QAM, UL Subframe=2,3,4,7,8,9)	X	12.94	86.61	21.61	1.99	80.0	± 9.6 %
		Y	9.60	82.54	20.66		80.0	
		Z	11.32	84.95	21.09		80.0	
10484-AAA	LTE-TDD (SC-FDMA, 50% RB, 3 MHz, 64-QAM, UL Subframe=2,3,4,7,8,9)	X	11.11	84.37	20.93	1.99	80.0	± 9.6 %
		Y	8.80	81.13	20.21		80.0	
		Z	9.93	82.99	20.49		80.0	
10485-AAA	LTE-TDD (SC-FDMA, 50% RB, 5 MHz, QPSK, UL Subframe=2,3,4,7,8,9)	X	8.68	85.12	22.07	1.99	80.0	± 9.6 %
		Y	7.46	82.52	21.41		80.0	
		Z	8.62	85.24	22.20		80.0	
10486-AAA	LTE-TDD (SC-FDMA, 50% RB, 5 MHz, 16-QAM, UL Subframe=2,3,4,7,8,9)	X	5.21	74.83	18.22	1.99	80.0	± 9.6 %
		Y	5.15	74.31	18.29		80.0	
		Z	5.28	75.16	18.44		80.0	
10487-AAA	LTE-TDD (SC-FDMA, 50% RB, 5 MHz, 64-QAM, UL Subframe=2,3,4,7,8,9)	X	5.08	74.13	17.96	1.99	80.0	± 9.6 %
		Y	5.07	73.74	18.09		80.0	
		Z	5.15	74.46	18.19		80.0	
10488-AAA	LTE-TDD (SC-FDMA, 50% RB, 10 MHz, QPSK, UL Subframe=2,3,4,7,8,9)	X	7.29	81.58	21.58	1.99	80.0	± 9.6 %
		Y	6.74	79.79	20.98		80.0	
		Z	7.22	81.52	21.58		80.0	
10489-AAA	LTE-TDD (SC-FDMA, 50% RB, 10 MHz, 16-QAM, UL Subframe=2,3,4,7,8,9)	X	5.12	73.83	18.99	1.99	80.0	± 9.6 %
		Y	5.08	73.19	18.80		80.0	
		Z	5.10	73.84	19.01		80.0	
10490-AAA	LTE-TDD (SC-FDMA, 50% RB, 10 MHz, 64-QAM, UL Subframe=2,3,4,7,8,9)	X	5.13	73.33	18.83	1.99	80.0	± 9.6 %
		Y	5.11	72.73	18.66		80.0	
		Z	5.11	73.32	18.85		80.0	
10491-AAA	LTE-TDD (SC-FDMA, 50% RB, 15 MHz, QPSK, UL Subframe=2,3,4,7,8,9)	X	6.21	77.24	20.23	1.99	80.0	± 9.6 %
		Y	6.03	76.24	19.84		80.0	
		Z	6.19	77.25	20.23		80.0	
10492-AAA	LTE-TDD (SC-FDMA, 50% RB, 15 MHz, 16-QAM, UL Subframe=2,3,4,7,8,9)	X	5.17	72.16	18.65	1.99	80.0	± 9.6 %
		Y	5.19	71.72	18.47		80.0	
		Z	5.15	72.14	18.63		80.0	

10493-AAA	LTE-TDD (SC-FDMA, 50% RB, 15 MHz, 64-QAM, UL Subframe=2,3,4,7,8,9)	X	5.20	71.86	18.55	1.99	80.0	± 9.6 %
		Y	5.22	71.44	18.39		80.0	
		Z	5.18	71.84	18.54		80.0	
10494-AAA	LTE-TDD (SC-FDMA, 50% RB, 20 MHz, QPSK, UL Subframe=2,3,4,7,8,9)	X	7.25	79.64	20.88	1.99	80.0	± 9.6 %
		Y	6.97	78.52	20.45		80.0	
		Z	7.28	79.79	20.92		80.0	
10495-AAA	LTE-TDD (SC-FDMA, 50% RB, 20 MHz, 16-QAM, UL Subframe=2,3,4,7,8,9)	X	5.31	72.83	18.91	1.99	80.0	± 9.6 %
		Y	5.33	72.41	18.73		80.0	
		Z	5.29	72.84	18.90		80.0	
10496-AAA	LTE-TDD (SC-FDMA, 50% RB, 20 MHz, 64-QAM, UL Subframe=2,3,4,7,8,9)	X	5.29	72.25	18.73	1.99	80.0	± 9.6 %
		Y	5.33	71.87	18.57		80.0	
		Z	5.28	72.25	18.72		80.0	
10497-AAA	LTE-TDD (SC-FDMA, 100% RB, 1.4 MHz, QPSK, UL Subframe=2,3,4,7,8,9)	X	4.89	75.93	17.14	1.99	80.0	± 9.6 %
		Y	5.23	76.91	18.04		80.0	
		Z	5.42	77.60	17.93		80.0	
10498-AAA	LTE-TDD (SC-FDMA, 100% RB, 1.4 MHz, 16-QAM, UL Subframe=2,3,4,7,8,9)	X	2.78	66.37	12.49	1.99	80.0	± 9.6 %
		Y	3.38	68.56	14.02		80.0	
		Z	3.02	67.55	13.19		80.0	
10499-AAA	LTE-TDD (SC-FDMA, 100% RB, 1.4 MHz, 64-QAM, UL Subframe=2,3,4,7,8,9)	X	2.67	65.61	12.03	1.99	80.0	± 9.6 %
		Y	3.28	67.89	13.61		80.0	
		Z	2.90	66.75	12.72		80.0	
10500-AAA	LTE-TDD (SC-FDMA, 100% RB, 3 MHz, QPSK, UL Subframe=2,3,4,7,8,9)	X	7.58	82.75	21.61	1.99	80.0	± 9.6 %
		Y	6.76	80.53	20.97		80.0	
		Z	7.48	82.71	21.66		80.0	
10501-AAA	LTE-TDD (SC-FDMA, 100% RB, 3 MHz, 16-QAM, UL Subframe=2,3,4,7,8,9)	X	5.16	74.34	18.49	1.99	80.0	± 9.6 %
		Y	5.09	73.70	18.43		80.0	
		Z	5.18	74.49	18.62		80.0	
10502-AAA	LTE-TDD (SC-FDMA, 100% RB, 3 MHz, 64-QAM, UL Subframe=2,3,4,7,8,9)	X	5.14	73.91	18.29	1.99	80.0	± 9.6 %
		Y	5.10	73.33	18.26		80.0	
		Z	5.16	74.07	18.42		80.0	
10503-AAA	LTE-TDD (SC-FDMA, 100% RB, 5 MHz, QPSK, UL Subframe=2,3,4,7,8,9)	X	7.15	81.28	21.46	1.99	80.0	± 9.6 %
		Y	6.63	79.51	20.86		80.0	
		Z	7.08	81.21	21.46		80.0	
10504-AAA	LTE-TDD (SC-FDMA, 100% RB, 5 MHz, 16-QAM, UL Subframe=2,3,4,7,8,9)	X	5.09	73.72	18.93	1.99	80.0	± 9.6 %
		Y	5.06	73.09	18.74		80.0	
		Z	5.07	73.73	18.95		80.0	
10505-AAA	LTE-TDD (SC-FDMA, 100% RB, 5 MHz, 64-QAM, UL Subframe=2,3,4,7,8,9)	X	5.10	73.22	18.77	1.99	80.0	± 9.6 %
		Y	5.07	72.62	18.60		80.0	
		Z	5.07	73.21	18.79		80.0	
10506-AAA	LTE-TDD (SC-FDMA, 100% RB, 10 MHz, QPSK, UL Subframe=2,3,4,7,8,9)	X	7.16	79.44	20.80	1.99	80.0	± 9.6 %
		Y	6.89	78.33	20.37		80.0	
		Z	7.19	79.58	20.84		80.0	
10507-AAA	LTE-TDD (SC-FDMA, 100% RB, 10 MHz, 16-QAM, UL Subframe=2,3,4,7,8,9)	X	5.29	72.76	18.87	1.99	80.0	± 9.6 %
		Y	5.31	72.33	18.69		80.0	
		Z	5.27	72.77	18.86		80.0	

10508-AAA	LTE-TDD (SC-FDMA, 100% RB, 10 MHz, 64-QAM, UL Subframe=2,3,4,7,8,9)	X	5.27	72.17	18.69	1.99	80.0	± 9.6 %
		Y	5.31	71.79	18.52		80.0	
		Z	5.26	72.17	18.67		80.0	
10509-AAA	LTE-TDD (SC-FDMA, 100% RB, 15 MHz, QPSK, UL Subframe=2,3,4,7,8,9)	X	6.51	75.94	19.59	1.99	80.0	± 9.6 %
		Y	6.46	75.38	19.34		80.0	
		Z	6.55	76.13	19.64		80.0	
10510-AAA	LTE-TDD (SC-FDMA, 100% RB, 15 MHz, 16-QAM, UL Subframe=2,3,4,7,8,9)	X	5.60	71.76	18.58	1.99	80.0	± 9.6 %
		Y	5.66	71.51	18.44		80.0	
		Z	5.60	71.81	18.57		80.0	
10511-AAA	LTE-TDD (SC-FDMA, 100% RB, 15 MHz, 64-QAM, UL Subframe=2,3,4,7,8,9)	X	5.59	71.32	18.46	1.99	80.0	± 9.6 %
		Y	5.65	71.09	18.33		80.0	
		Z	5.58	71.35	18.44		80.0	
10512-AAA	LTE-TDD (SC-FDMA, 100% RB, 20 MHz, QPSK, UL Subframe=2,3,4,7,8,9)	X	7.46	78.63	20.37	1.99	80.0	± 9.6 %
		Y	7.30	77.88	20.07		80.0	
		Z	7.56	78.94	20.47		80.0	
10513-AAA	LTE-TDD (SC-FDMA, 100% RB, 20 MHz, 16-QAM, UL Subframe=2,3,4,7,8,9)	X	5.60	72.40	18.80	1.99	80.0	± 9.6 %
		Y	5.65	72.15	18.66		80.0	
		Z	5.59	72.46	18.80		80.0	
10514-AAA	LTE-TDD (SC-FDMA, 100% RB, 20 MHz, 64-QAM, UL Subframe=2,3,4,7,8,9)	X	5.50	71.71	18.60	1.99	80.0	± 9.6 %
		Y	5.56	71.48	18.47		80.0	
		Z	5.49	71.75	18.59		80.0	
10515-AAA	IEEE 802.11b WiFi 2.4 GHz (DSSS, 2 Mbps, 99pc duty cycle)	X	0.98	63.79	15.19	0.00	150.0	± 9.6 %
		Y	0.99	63.42	14.89		150.0	
		Z	0.99	63.73	15.10		150.0	
10516-AAA	IEEE 802.11b WiFi 2.4 GHz (DSSS, 5.5 Mbps, 99pc duty cycle)	X	0.82	76.78	20.27	0.00	150.0	± 9.6 %
		Y	0.65	71.47	17.88		150.0	
		Z	0.72	73.93	19.16		150.0	
10517-AAA	IEEE 802.11b WiFi 2.4 GHz (DSSS, 11 Mbps, 99pc duty cycle)	X	0.85	66.39	16.18	0.00	150.0	± 9.6 %
		Y	0.85	65.54	15.63		150.0	
		Z	0.86	66.10	15.99		150.0	
10518-AAA	IEEE 802.11a/h WiFi 5 GHz (OFDM, 9 Mbps, 99pc duty cycle)	X	4.63	66.97	16.35	0.00	150.0	± 9.6 %
		Y	4.70	66.89	16.29		150.0	
		Z	4.65	67.00	16.31		150.0	
10519-AAA	IEEE 802.11a/h WiFi 5 GHz (OFDM, 12 Mbps, 99pc duty cycle)	X	4.84	67.25	16.49	0.00	150.0	± 9.6 %
		Y	4.92	67.19	16.44		150.0	
		Z	4.86	67.28	16.45		150.0	
10520-AAA	IEEE 802.11a/h WiFi 5 GHz (OFDM, 18 Mbps, 99pc duty cycle)	X	4.69	67.22	16.42	0.00	150.0	± 9.6 %
		Y	4.77	67.17	16.36		150.0	
		Z	4.71	67.26	16.38		150.0	
10521-AAA	IEEE 802.11a/h WiFi 5 GHz (OFDM, 24 Mbps, 99pc duty cycle)	X	4.62	67.23	16.40	0.00	150.0	± 9.6 %
		Y	4.70	67.18	16.35		150.0	
		Z	4.65	67.26	16.37		150.0	
10522-AAA	IEEE 802.11a/h WiFi 5 GHz (OFDM, 36 Mbps, 99pc duty cycle)	X	4.67	67.25	16.46	0.00	150.0	± 9.6 %
		Y	4.74	67.14	16.37		150.0	
		Z	4.70	67.26	16.41		150.0	

10523-AAA	IEEE 802.11a/h WiFi 5 GHz (OFDM, 48 Mbps, 99pc duty cycle)	X	4.54	67.12	16.30	0.00	150.0	± 9.6 %
		Y	4.62	67.05	16.24		150.0	
		Z	4.57	67.15	16.26		150.0	
10524-AAA	IEEE 802.11a/h WiFi 5 GHz (OFDM, 54 Mbps, 99pc duty cycle)	X	4.62	67.19	16.44	0.00	150.0	± 9.6 %
		Y	4.70	67.11	16.37		150.0	
		Z	4.65	67.21	16.39		150.0	
10525-AAA	IEEE 802.11ac WiFi (20MHz, MCS0, 99pc duty cycle)	X	4.59	66.21	16.02	0.00	150.0	± 9.6 %
		Y	4.65	66.13	15.95		150.0	
		Z	4.61	66.24	15.98		150.0	
10526-AAA	IEEE 802.11ac WiFi (20MHz, MCS1, 99pc duty cycle)	X	4.78	66.62	16.17	0.00	150.0	± 9.6 %
		Y	4.86	66.54	16.10		150.0	
		Z	4.80	66.64	16.12		150.0	
10527-AAA	IEEE 802.11ac WiFi (20MHz, MCS2, 99pc duty cycle)	X	4.70	66.58	16.12	0.00	150.0	± 9.6 %
		Y	4.77	66.52	16.05		150.0	
		Z	4.72	66.62	16.08		150.0	
10528-AAA	IEEE 802.11ac WiFi (20MHz, MCS3, 99pc duty cycle)	X	4.71	66.60	16.15	0.00	150.0	± 9.6 %
		Y	4.79	66.54	16.09		150.0	
		Z	4.74	66.64	16.11		150.0	
10529-AAA	IEEE 802.11ac WiFi (20MHz, MCS4, 99pc duty cycle)	X	4.71	66.60	16.15	0.00	150.0	± 9.6 %
		Y	4.79	66.54	16.09		150.0	
		Z	4.74	66.64	16.11		150.0	
10531-AAA	IEEE 802.11ac WiFi (20MHz, MCS6, 99pc duty cycle)	X	4.72	66.74	16.18	0.00	150.0	± 9.6 %
		Y	4.80	66.69	16.12		150.0	
		Z	4.75	66.78	16.14		150.0	
10532-AAA	IEEE 802.11ac WiFi (20MHz, MCS7, 99pc duty cycle)	X	4.57	66.60	16.11	0.00	150.0	± 9.6 %
		Y	4.65	66.56	16.06		150.0	
		Z	4.60	66.64	16.08		150.0	
10533-AAA	IEEE 802.11ac WiFi (20MHz, MCS8, 99pc duty cycle)	X	4.73	66.63	16.13	0.00	150.0	± 9.6 %
		Y	4.80	66.56	16.06		150.0	
		Z	4.75	66.66	16.09		150.0	
10534-AAA	IEEE 802.11ac WiFi (40MHz, MCS0, 99pc duty cycle)	X	5.24	66.73	16.20	0.00	150.0	± 9.6 %
		Y	5.30	66.71	16.14		150.0	
		Z	5.25	66.77	16.15		150.0	
10535-AAA	IEEE 802.11ac WiFi (40MHz, MCS1, 99pc duty cycle)	X	5.30	66.88	16.26	0.00	150.0	± 9.6 %
		Y	5.37	66.85	16.20		150.0	
		Z	5.32	66.91	16.21		150.0	
10536-AAA	IEEE 802.11ac WiFi (40MHz, MCS2, 99pc duty cycle)	X	5.17	66.86	16.23	0.00	150.0	± 9.6 %
		Y	5.24	66.84	16.18		150.0	
		Z	5.19	66.90	16.19		150.0	
10537-AAA	IEEE 802.11ac WiFi (40MHz, MCS3, 99pc duty cycle)	X	5.24	66.83	16.22	0.00	150.0	± 9.6 %
		Y	5.31	66.82	16.17		150.0	
		Z	5.25	66.87	16.18		150.0	
10538-AAA	IEEE 802.11ac WiFi (40MHz, MCS4, 99pc duty cycle)	X	5.34	66.89	16.29	0.00	150.0	± 9.6 %
		Y	5.42	66.89	16.25		150.0	
		Z	5.36	66.93	16.25		150.0	
10540-AAA	IEEE 802.11ac WiFi (40MHz, MCS6, 99pc duty cycle)	X	5.25	66.86	16.29	0.00	150.0	± 9.6 %
		Y	5.32	66.83	16.23		150.0	
		Z	5.27	66.89	16.24		150.0	

10541-AAA	IEEE 802.11ac WiFi (40MHz, MCS7, 99pc duty cycle)	X	5.23	66.74	16.22	0.00	150.0	± 9.6 %
		Y	5.31	66.75	16.19		150.0	
		Z	5.25	66.79	16.19		150.0	
10542-AAA	IEEE 802.11ac WiFi (40MHz, MCS8, 99pc duty cycle)	X	5.39	66.80	16.27	0.00	150.0	± 9.6 %
		Y	5.45	66.78	16.22		150.0	
		Z	5.40	66.84	16.22		150.0	
10543-AAA	IEEE 802.11ac WiFi (40MHz, MCS9, 99pc duty cycle)	X	5.47	66.82	16.30	0.00	150.0	± 9.6 %
		Y	5.54	66.79	16.24		150.0	
		Z	5.48	66.85	16.25		150.0	
10544-AAA	IEEE 802.11ac WiFi (80MHz, MCS0, 99pc duty cycle)	X	5.53	66.83	16.18	0.00	150.0	± 9.6 %
		Y	5.58	66.82	16.13		150.0	
		Z	5.54	66.88	16.14		150.0	
10545-AAA	IEEE 802.11ac WiFi (80MHz, MCS1, 99pc duty cycle)	X	5.74	67.27	16.34	0.00	150.0	± 9.6 %
		Y	5.79	67.23	16.27		150.0	
		Z	5.75	67.28	16.28		150.0	
10546-AAA	IEEE 802.11ac WiFi (80MHz, MCS2, 99pc duty cycle)	X	5.62	67.10	16.28	0.00	150.0	± 9.6 %
		Y	5.68	67.11	16.24		150.0	
		Z	5.63	67.15	16.24		150.0	
10547-AAA	IEEE 802.11ac WiFi (80MHz, MCS3, 99pc duty cycle)	X	5.71	67.19	16.31	0.00	150.0	± 9.6 %
		Y	5.77	67.18	16.26		150.0	
		Z	5.72	67.23	16.27		150.0	
10548-AAA	IEEE 802.11ac WiFi (80MHz, MCS4, 99pc duty cycle)	X	6.04	68.37	16.87	0.00	150.0	± 9.6 %
		Y	6.10	68.30	16.79		150.0	
		Z	6.01	68.25	16.74		150.0	
10550-AAA	IEEE 802.11ac WiFi (80MHz, MCS6, 99pc duty cycle)	X	5.63	67.06	16.26	0.00	150.0	± 9.6 %
		Y	5.70	67.05	16.21		150.0	
		Z	5.65	67.11	16.22		150.0	
10551-AAA	IEEE 802.11ac WiFi (80MHz, MCS7, 99pc duty cycle)	X	5.65	67.13	16.26	0.00	150.0	± 9.6 %
		Y	5.72	67.16	16.23		150.0	
		Z	5.66	67.18	16.22		150.0	
10552-AAA	IEEE 802.11ac WiFi (80MHz, MCS8, 99pc duty cycle)	X	5.55	66.90	16.16	0.00	150.0	± 9.6 %
		Y	5.62	66.92	16.12		150.0	
		Z	5.57	66.96	16.12		150.0	
10553-AAA	IEEE 802.11ac WiFi (80MHz, MCS9, 99pc duty cycle)	X	5.64	66.95	16.21	0.00	150.0	± 9.6 %
		Y	5.71	66.96	16.17		150.0	
		Z	5.66	67.01	16.18		150.0	
10554-AAA	IEEE 1602.11ac WiFi (160MHz, MCS0, 99pc duty cycle)	X	5.93	67.21	16.27	0.00	150.0	± 9.6 %
		Y	5.98	67.20	16.23		150.0	
		Z	5.94	67.25	16.23		150.0	
10555-AAA	IEEE 1602.11ac WiFi (160MHz, MCS1, 99pc duty cycle)	X	6.08	67.54	16.41	0.00	150.0	± 9.6 %
		Y	6.14	67.56	16.37		150.0	
		Z	6.08	67.57	16.36		150.0	
10556-AAA	IEEE 1602.11ac WiFi (160MHz, MCS2, 99pc duty cycle)	X	6.09	67.57	16.42	0.00	150.0	± 9.6 %
		Y	6.14	67.55	16.37		150.0	
		Z	6.10	67.60	16.37		150.0	
10557-AAA	IEEE 1602.11ac WiFi (160MHz, MCS3, 99pc duty cycle)	X	6.07	67.50	16.41	0.00	150.0	± 9.6 %
		Y	6.13	67.53	16.38		150.0	
		Z	6.08	67.55	16.37		150.0	

10558-AAA	IEEE 1602.11ac WiFi (160MHz, MCS4, 99pc duty cycle)	X	6.13	67.70	16.52	0.00	150.0	± 9.6 %
		Y	6.20	67.73	16.49		150.0	
		Z	6.14	67.73	16.47		150.0	
10560-AAA	IEEE 1602.11ac WiFi (160MHz, MCS6, 99pc duty cycle)	X	6.12	67.51	16.47	0.00	150.0	± 9.6 %
		Y	6.19	67.55	16.44		150.0	
		Z	6.13	67.57	16.43		150.0	
10561-AAA	IEEE 1602.11ac WiFi (160MHz, MCS7, 99pc duty cycle)	X	6.03	67.48	16.49	0.00	150.0	± 9.6 %
		Y	6.10	67.50	16.45		150.0	
		Z	6.04	67.53	16.45		150.0	
10562-AAA	IEEE 1602.11ac WiFi (160MHz, MCS8, 99pc duty cycle)	X	6.20	67.98	16.74	0.00	150.0	± 9.6 %
		Y	6.26	68.01	16.71		150.0	
		Z	6.20	67.99	16.68		150.0	
10563-AAA	IEEE 1602.11ac WiFi (160MHz, MCS9, 99pc duty cycle)	X	6.57	68.64	17.02	0.00	150.0	± 9.6 %
		Y	6.56	68.43	16.86		150.0	
		Z	6.53	68.53	16.90		150.0	
10564-AAA	IEEE 802.11g WiFi 2.4 GHz (DSSS-OFDM, 9 Mbps, 99pc duty cycle)	X	4.97	67.10	16.54	0.46	150.0	± 9.6 %
		Y	5.04	67.03	16.48		150.0	
		Z	4.99	67.12	16.50		150.0	
10565-AAA	IEEE 802.11g WiFi 2.4 GHz (DSSS-OFDM, 12 Mbps, 99pc duty cycle)	X	5.22	67.56	16.86	0.46	150.0	± 9.6 %
		Y	5.31	67.52	16.81		150.0	
		Z	5.24	67.59	16.81		150.0	
10566-AAA	IEEE 802.11g WiFi 2.4 GHz (DSSS-OFDM, 18 Mbps, 99pc duty cycle)	X	5.05	67.44	16.69	0.46	150.0	± 9.6 %
		Y	5.14	67.40	16.64		150.0	
		Z	5.08	67.46	16.65		150.0	
10567-AAA	IEEE 802.11g WiFi 2.4 GHz (DSSS-OFDM, 24 Mbps, 99pc duty cycle)	X	5.08	67.80	17.02	0.46	150.0	± 9.6 %
		Y	5.16	67.78	16.98		150.0	
		Z	5.10	67.83	16.98		150.0	
10568-AAA	IEEE 802.11g WiFi 2.4 GHz (DSSS-OFDM, 36 Mbps, 99pc duty cycle)	X	4.97	67.22	16.48	0.46	150.0	± 9.6 %
		Y	5.05	67.11	16.39		150.0	
		Z	4.99	67.23	16.42		150.0	
10569-AAA	IEEE 802.11g WiFi 2.4 GHz (DSSS-OFDM, 48 Mbps, 99pc duty cycle)	X	5.02	67.83	17.04	0.46	150.0	± 9.6 %
		Y	5.10	67.80	17.00		150.0	
		Z	5.05	67.87	17.01		150.0	
10570-AAA	IEEE 802.11g WiFi 2.4 GHz (DSSS-OFDM, 54 Mbps, 99pc duty cycle)	X	5.07	67.70	16.99	0.46	150.0	± 9.6 %
		Y	5.15	67.63	16.93		150.0	
		Z	5.09	67.72	16.95		150.0	
10571-AAA	IEEE 802.11b WiFi 2.4 GHz (DSSS, 1 Mbps, 90pc duty cycle)	X	1.37	66.80	16.80	0.46	130.0	± 9.6 %
		Y	1.38	66.27	16.45		130.0	
		Z	1.37	66.59	16.66		130.0	
10572-AAA	IEEE 802.11b WiFi 2.4 GHz (DSSS, 2 Mbps, 90pc duty cycle)	X	1.41	67.53	17.21	0.46	130.0	± 9.6 %
		Y	1.41	66.94	16.83		130.0	
		Z	1.40	67.30	17.06		130.0	
10573-AAA	IEEE 802.11b WiFi 2.4 GHz (DSSS, 5.5 Mbps, 90pc duty cycle)	X	26.23	123.25	33.36	0.46	130.0	± 9.6 %
		Y	5.19	96.91	26.48		130.0	
		Z	10.84	109.65	30.17		130.0	
10574-AAA	IEEE 802.11b WiFi 2.4 GHz (DSSS, 11 Mbps, 90pc duty cycle)	X	1.81	75.77	20.95	0.46	130.0	± 9.6 %
		Y	1.72	74.00	20.11		130.0	
		Z	1.76	74.99	20.61		130.0	

10575-AAA	IEEE 802.11g WiFi 2.4 GHz (DSSS-OFDM, 6 Mbps, 90pc duty cycle)	X	4.79	66.99	16.65	0.46	130.0	± 9.6 %
		Y	4.86	66.91	16.59		130.0	
		Z	4.81	67.00	16.60		130.0	
10576-AAA	IEEE 802.11g WiFi 2.4 GHz (DSSS-OFDM, 9 Mbps, 90pc duty cycle)	X	4.82	67.14	16.71	0.46	130.0	± 9.6 %
		Y	4.89	67.07	16.65		130.0	
		Z	4.83	67.15	16.66		130.0	
10577-AAA	IEEE 802.11g WiFi 2.4 GHz (DSSS-OFDM, 12 Mbps, 90pc duty cycle)	X	5.04	67.46	16.88	0.46	130.0	± 9.6 %
		Y	5.13	67.40	16.83		130.0	
		Z	5.06	67.47	16.83		130.0	
10578-AAA	IEEE 802.11g WiFi 2.4 GHz (DSSS-OFDM, 18 Mbps, 90pc duty cycle)	X	4.94	67.62	16.98	0.46	130.0	± 9.6 %
		Y	5.02	67.58	16.93		130.0	
		Z	4.96	67.64	16.93		130.0	
10579-AAA	IEEE 802.11g WiFi 2.4 GHz (DSSS-OFDM, 24 Mbps, 90pc duty cycle)	X	4.72	67.02	16.37	0.46	130.0	± 9.6 %
		Y	4.80	66.96	16.30		130.0	
		Z	4.74	67.02	16.31		130.0	
10580-AAA	IEEE 802.11g WiFi 2.4 GHz (DSSS-OFDM, 36 Mbps, 90pc duty cycle)	X	4.76	67.01	16.37	0.46	130.0	± 9.6 %
		Y	4.84	66.91	16.29		130.0	
		Z	4.78	67.00	16.31		130.0	
10581-AAA	IEEE 802.11g WiFi 2.4 GHz (DSSS-OFDM, 48 Mbps, 90pc duty cycle)	X	4.84	67.70	16.94	0.46	130.0	± 9.6 %
		Y	4.93	67.67	16.89		130.0	
		Z	4.86	67.72	16.89		130.0	
10582-AAA	IEEE 802.11g WiFi 2.4 GHz (DSSS-OFDM, 54 Mbps, 90pc duty cycle)	X	4.67	66.79	16.17	0.46	130.0	± 9.6 %
		Y	4.75	66.70	16.10		130.0	
		Z	4.69	66.78	16.11		130.0	
10583-AAA	IEEE 802.11a/h WiFi 5 GHz (OFDM, 6 Mbps, 90pc duty cycle)	X	4.79	66.99	16.65	0.46	130.0	± 9.6 %
		Y	4.86	66.91	16.59		130.0	
		Z	4.81	67.00	16.60		130.0	
10584-AAA	IEEE 802.11a/h WiFi 5 GHz (OFDM, 9 Mbps, 90pc duty cycle)	X	4.82	67.14	16.71	0.46	130.0	± 9.6 %
		Y	4.89	67.07	16.65		130.0	
		Z	4.83	67.15	16.66		130.0	
10585-AAA	IEEE 802.11a/h WiFi 5 GHz (OFDM, 12 Mbps, 90pc duty cycle)	X	5.04	67.46	16.88	0.46	130.0	± 9.6 %
		Y	5.13	67.40	16.83		130.0	
		Z	5.06	67.47	16.83		130.0	
10586-AAA	IEEE 802.11a/h WiFi 5 GHz (OFDM, 18 Mbps, 90pc duty cycle)	X	4.94	67.62	16.98	0.46	130.0	± 9.6 %
		Y	5.02	67.58	16.93		130.0	
		Z	4.96	67.64	16.93		130.0	
10587-AAA	IEEE 802.11a/h WiFi 5 GHz (OFDM, 24 Mbps, 90pc duty cycle)	X	4.72	67.02	16.37	0.46	130.0	± 9.6 %
		Y	4.80	66.96	16.30		130.0	
		Z	4.74	67.02	16.31		130.0	
10588-AAA	IEEE 802.11a/h WiFi 5 GHz (OFDM, 36 Mbps, 90pc duty cycle)	X	4.76	67.01	16.37	0.46	130.0	± 9.6 %
		Y	4.84	66.91	16.29		130.0	
		Z	4.78	67.00	16.31		130.0	
10589-AAA	IEEE 802.11a/h WiFi 5 GHz (OFDM, 48 Mbps, 90pc duty cycle)	X	4.84	67.70	16.94	0.46	130.0	± 9.6 %
		Y	4.93	67.67	16.89		130.0	
		Z	4.86	67.72	16.89		130.0	
10590-AAA	IEEE 802.11a/h WiFi 5 GHz (OFDM, 54 Mbps, 90pc duty cycle)	X	4.67	66.79	16.17	0.46	130.0	± 9.6 %
		Y	4.75	66.70	16.10		130.0	
		Z	4.69	66.78	16.11		130.0	

10591-AAA	IEEE 802.11n (HT Mixed, 20MHz, MCS0, 90pc duty cycle)	X	4.94	67.03	16.74	0.46	130.0	± 9.6 %
		Y	5.01	66.97	16.68		130.0	
		Z	4.96	67.04	16.69		130.0	
10592-AAA	IEEE 802.11n (HT Mixed, 20MHz, MCS1, 90pc duty cycle)	X	5.11	67.37	16.86	0.46	130.0	± 9.6 %
		Y	5.19	67.31	16.80		130.0	
		Z	5.13	67.39	16.81		130.0	
10593-AAA	IEEE 802.11n (HT Mixed, 20MHz, MCS2, 90pc duty cycle)	X	5.04	67.32	16.77	0.46	130.0	± 9.6 %
		Y	5.12	67.27	16.72		130.0	
		Z	5.06	67.34	16.72		130.0	
10594-AAA	IEEE 802.11n (HT Mixed, 20MHz, MCS3, 90pc duty cycle)	X	5.09	67.47	16.91	0.46	130.0	± 9.6 %
		Y	5.17	67.41	16.85		130.0	
		Z	5.11	67.48	16.86		130.0	
10595-AAA	IEEE 802.11n (HT Mixed, 20MHz, MCS4, 90pc duty cycle)	X	5.06	67.43	16.81	0.46	130.0	± 9.6 %
		Y	5.15	67.39	16.76		130.0	
		Z	5.08	67.45	16.77		130.0	
10596-AAA	IEEE 802.11n (HT Mixed, 20MHz, MCS5, 90pc duty cycle)	X	5.00	67.45	16.82	0.46	130.0	± 9.6 %
		Y	5.09	67.38	16.76		130.0	
		Z	5.02	67.46	16.77		130.0	
10597-AAA	IEEE 802.11n (HT Mixed, 20MHz, MCS6, 90pc duty cycle)	X	4.95	67.38	16.73	0.46	130.0	± 9.6 %
		Y	5.04	67.33	16.67		130.0	
		Z	4.97	67.39	16.67		130.0	
10598-AAA	IEEE 802.11n (HT Mixed, 20MHz, MCS7, 90pc duty cycle)	X	4.93	67.61	16.97	0.46	130.0	± 9.6 %
		Y	5.02	67.58	16.94		130.0	
		Z	4.95	67.63	16.93		130.0	
10599-AAA	IEEE 802.11n (HT Mixed, 40MHz, MCS0, 90pc duty cycle)	X	5.61	67.60	16.93	0.46	130.0	± 9.6 %
		Y	5.68	67.58	16.88		130.0	
		Z	5.62	67.62	16.88		130.0	
10600-AAA	IEEE 802.11n (HT Mixed, 40MHz, MCS1, 90pc duty cycle)	X	5.80	68.21	17.21	0.46	130.0	± 9.6 %
		Y	5.90	68.24	17.18		130.0	
		Z	5.80	68.15	17.11		130.0	
10601-AAA	IEEE 802.11n (HT Mixed, 40MHz, MCS2, 90pc duty cycle)	X	5.66	67.85	17.04	0.46	130.0	± 9.6 %
		Y	5.74	67.84	16.99		130.0	
		Z	5.66	67.83	16.97		130.0	
10602-AAA	IEEE 802.11n (HT Mixed, 40MHz, MCS3, 90pc duty cycle)	X	5.74	67.84	16.96	0.46	130.0	± 9.6 %
		Y	5.84	67.85	16.92		130.0	
		Z	5.75	67.83	16.89		130.0	
10603-AAA	IEEE 802.11n (HT Mixed, 40MHz, MCS4, 90pc duty cycle)	X	5.82	68.11	17.22	0.46	130.0	± 9.6 %
		Y	5.94	68.22	17.22		130.0	
		Z	5.84	68.12	17.16		130.0	
10604-AAA	IEEE 802.11n (HT Mixed, 40MHz, MCS5, 90pc duty cycle)	X	5.61	67.56	16.93	0.46	130.0	± 9.6 %
		Y	5.69	67.55	16.89		130.0	
		Z	5.62	67.57	16.87		130.0	
10605-AAA	IEEE 802.11n (HT Mixed, 40MHz, MCS6, 90pc duty cycle)	X	5.73	67.91	17.12	0.46	130.0	± 9.6 %
		Y	5.79	67.84	17.03		130.0	
		Z	5.73	67.87	17.03		130.0	
10606-AAA	IEEE 802.11n (HT Mixed, 40MHz, MCS7, 90pc duty cycle)	X	5.49	67.34	16.70	0.46	130.0	± 9.6 %
		Y	5.57	67.34	16.65		130.0	
		Z	5.51	67.36	16.64		130.0	

10607-AAA	IEEE 802.11ac WiFi (20MHz, MCS0, 90pc duty cycle)	X	4.77	66.33	16.35	0.46	130.0	± 9.6 %
		Y	4.84	66.25	16.28		130.0	
		Z	4.79	66.34	16.30		130.0	
10608-AAA	IEEE 802.11ac WiFi (20MHz, MCS1, 90pc duty cycle)	X	4.98	66.75	16.51	0.46	130.0	± 9.6 %
		Y	5.06	66.68	16.45		130.0	
		Z	5.00	66.77	16.46		130.0	
10609-AAA	IEEE 802.11ac WiFi (20MHz, MCS2, 90pc duty cycle)	X	4.87	66.63	16.37	0.46	130.0	± 9.6 %
		Y	4.94	66.56	16.31		130.0	
		Z	4.89	66.65	16.33		130.0	
10610-AAA	IEEE 802.11ac WiFi (20MHz, MCS3, 90pc duty cycle)	X	4.92	66.78	16.53	0.46	130.0	± 9.6 %
		Y	5.00	66.72	16.47		130.0	
		Z	4.94	66.80	16.48		130.0	
10611-AAA	IEEE 802.11ac WiFi (20MHz, MCS4, 90pc duty cycle)	X	4.84	66.61	16.39	0.46	130.0	± 9.6 %
		Y	4.92	66.56	16.33		130.0	
		Z	4.86	66.63	16.34		130.0	
10612-AAA	IEEE 802.11ac WiFi (20MHz, MCS5, 90pc duty cycle)	X	4.86	66.78	16.44	0.46	130.0	± 9.6 %
		Y	4.94	66.70	16.37		130.0	
		Z	4.88	66.79	16.39		130.0	
10613-AAA	IEEE 802.11ac WiFi (20MHz, MCS6, 90pc duty cycle)	X	4.87	66.70	16.34	0.46	130.0	± 9.6 %
		Y	4.95	66.63	16.28		130.0	
		Z	4.89	66.71	16.29		130.0	
10614-AAA	IEEE 802.11ac WiFi (20MHz, MCS7, 90pc duty cycle)	X	4.80	66.85	16.55	0.46	130.0	± 9.6 %
		Y	4.88	66.82	16.51		130.0	
		Z	4.82	66.88	16.51		130.0	
10615-AAA	IEEE 802.11ac WiFi (20MHz, MCS8, 90pc duty cycle)	X	4.84	66.45	16.18	0.46	130.0	± 9.6 %
		Y	4.92	66.37	16.11		130.0	
		Z	4.86	66.46	16.13		130.0	
10616-AAA	IEEE 802.11ac WiFi (40MHz, MCS0, 90pc duty cycle)	X	5.42	66.85	16.53	0.46	130.0	± 9.6 %
		Y	5.49	66.83	16.48		130.0	
		Z	5.43	66.87	16.48		130.0	
10617-AAA	IEEE 802.11ac WiFi (40MHz, MCS1, 90pc duty cycle)	X	5.48	66.96	16.56	0.46	130.0	± 9.6 %
		Y	5.55	66.93	16.50		130.0	
		Z	5.49	66.97	16.50		130.0	
10618-AAA	IEEE 802.11ac WiFi (40MHz, MCS2, 90pc duty cycle)	X	5.38	67.03	16.61	0.46	130.0	± 9.6 %
		Y	5.45	67.01	16.56		130.0	
		Z	5.39	67.05	16.56		130.0	
10619-AAA	IEEE 802.11ac WiFi (40MHz, MCS3, 90pc duty cycle)	X	5.40	66.87	16.47	0.46	130.0	± 9.6 %
		Y	5.47	66.82	16.40		130.0	
		Z	5.41	66.89	16.41		130.0	
10620-AAA	IEEE 802.11ac WiFi (40MHz, MCS4, 90pc duty cycle)	X	5.51	66.95	16.56	0.46	130.0	± 9.6 %
		Y	5.59	66.95	16.51		130.0	
		Z	5.52	66.97	16.51		130.0	
10621-AAA	IEEE 802.11ac WiFi (40MHz, MCS5, 90pc duty cycle)	X	5.48	66.99	16.69	0.46	130.0	± 9.6 %
		Y	5.56	67.00	16.65		130.0	
		Z	5.50	67.03	16.64		130.0	
10622-AAA	IEEE 802.11ac WiFi (40MHz, MCS6, 90pc duty cycle)	X	5.49	67.13	16.75	0.46	130.0	± 9.6 %
		Y	5.56	67.10	16.70		130.0	
		Z	5.50	67.14	16.69		130.0	

10623-AAA	IEEE 802.11ac WiFi (40MHz, MCS7, 90pc duty cycle)	X	5.37	66.70	16.43	0.46	130.0	± 9.6 %
		Y	5.45	66.72	16.39		130.0	
		Z	5.39	66.74	16.38		130.0	
10624-AAA	IEEE 802.11ac WiFi (40MHz, MCS8, 90pc duty cycle)	X	5.57	66.90	16.58	0.46	130.0	± 9.6 %
		Y	5.64	66.86	16.52		130.0	
		Z	5.58	66.91	16.52		130.0	
10625-AAA	IEEE 802.11ac WiFi (40MHz, MCS9, 90pc duty cycle)	X	6.01	68.08	17.22	0.46	130.0	± 9.6 %
		Y	6.04	67.89	17.08		130.0	
		Z	5.98	67.96	17.10		130.0	
10626-AAA	IEEE 802.11ac WiFi (80MHz, MCS0, 90pc duty cycle)	X	5.69	66.86	16.46	0.46	130.0	± 9.6 %
		Y	5.74	66.85	16.41		130.0	
		Z	5.70	66.90	16.42		130.0	
10627-AAA	IEEE 802.11ac WiFi (80MHz, MCS1, 90pc duty cycle)	X	5.96	67.48	16.72	0.46	130.0	± 9.6 %
		Y	6.00	67.40	16.64		130.0	
		Z	5.95	67.45	16.64		130.0	
10628-AAA	IEEE 802.11ac WiFi (80MHz, MCS2, 90pc duty cycle)	X	5.75	67.05	16.45	0.46	130.0	± 9.6 %
		Y	5.82	67.05	16.40		130.0	
		Z	5.76	67.08	16.40		130.0	
10629-AAA	IEEE 802.11ac WiFi (80MHz, MCS3, 90pc duty cycle)	X	5.83	67.10	16.47	0.46	130.0	± 9.6 %
		Y	5.91	67.12	16.43		130.0	
		Z	5.84	67.13	16.42		130.0	
10630-AAA	IEEE 802.11ac WiFi (80MHz, MCS4, 90pc duty cycle)	X	6.44	69.09	17.46	0.46	130.0	± 9.6 %
		Y	6.50	69.01	17.37		130.0	
		Z	6.38	68.90	17.30		130.0	
10631-AAA	IEEE 802.11ac WiFi (80MHz, MCS5, 90pc duty cycle)	X	6.25	68.60	17.40	0.46	130.0	± 9.6 %
		Y	6.34	68.66	17.38		130.0	
		Z	6.25	68.59	17.33		130.0	
10632-AAA	IEEE 802.11ac WiFi (80MHz, MCS6, 90pc duty cycle)	X	5.91	67.48	16.85	0.46	130.0	± 9.6 %
		Y	5.98	67.49	16.81		130.0	
		Z	5.92	67.51	16.80		130.0	
10633-AAA	IEEE 802.11ac WiFi (80MHz, MCS7, 90pc duty cycle)	X	5.83	67.22	16.56	0.46	130.0	± 9.6 %
		Y	5.93	67.33	16.57		130.0	
		Z	5.84	67.28	16.53		130.0	
10634-AAA	IEEE 802.11ac WiFi (80MHz, MCS8, 90pc duty cycle)	X	5.80	67.20	16.61	0.46	130.0	± 9.6 %
		Y	5.89	67.29	16.61		130.0	
		Z	5.82	67.27	16.58		130.0	
10635-AAA	IEEE 802.11ac WiFi (80MHz, MCS9, 90pc duty cycle)	X	5.70	66.62	16.07	0.46	130.0	± 9.6 %
		Y	5.78	66.63	16.03		130.0	
		Z	5.71	66.66	16.02		130.0	
10636-AAA	IEEE 1602.11ac WiFi (160MHz, MCS0, 90pc duty cycle)	X	6.10	67.26	16.56	0.46	130.0	± 9.6 %
		Y	6.15	67.25	16.51		130.0	
		Z	6.11	67.29	16.51		130.0	
10637-AAA	IEEE 1602.11ac WiFi (160MHz, MCS1, 90pc duty cycle)	X	6.27	67.66	16.74	0.46	130.0	± 9.6 %
		Y	6.33	67.66	16.70		130.0	
		Z	6.27	67.67	16.68		130.0	
10638-AAA	IEEE 1602.11ac WiFi (160MHz, MCS2, 90pc duty cycle)	X	6.27	67.64	16.71	0.46	130.0	± 9.6 %
		Y	6.32	67.61	16.65		130.0	
		Z	6.27	67.64	16.65		130.0	

10639-AAA	IEEE 1602.11ac WiFi (160MHz, MCS3, 90pc duty cycle)	X	6.26	67.61	16.74	0.46	130.0	± 9.6 %
		Y	6.33	67.65	16.71		130.0	
		Z	6.27	67.65	16.69		130.0	
10640-AAA	IEEE 1602.11ac WiFi (160MHz, MCS4, 90pc duty cycle)	X	6.29	67.70	16.73	0.46	130.0	± 9.6 %
		Y	6.36	67.74	16.70		130.0	
		Z	6.29	67.72	16.68		130.0	
10641-AAA	IEEE 1602.11ac WiFi (160MHz, MCS5, 90pc duty cycle)	X	6.29	67.46	16.63	0.46	130.0	± 9.6 %
		Y	6.35	67.45	16.57		130.0	
		Z	6.29	67.48	16.57		130.0	
10642-AAA	IEEE 1602.11ac WiFi (160MHz, MCS6, 90pc duty cycle)	X	6.34	67.74	16.93	0.46	130.0	± 9.6 %
		Y	6.42	67.78	16.91		130.0	
		Z	6.36	67.79	16.89		130.0	
10643-AAA	IEEE 1602.11ac WiFi (160MHz, MCS7, 90pc duty cycle)	X	6.18	67.46	16.70	0.46	130.0	± 9.6 %
		Y	6.25	67.47	16.66		130.0	
		Z	6.19	67.48	16.64		130.0	
10644-AAA	IEEE 1602.11ac WiFi (160MHz, MCS8, 90pc duty cycle)	X	6.41	68.15	17.06	0.46	130.0	± 9.6 %
		Y	6.49	68.20	17.04		130.0	
		Z	6.41	68.15	17.00		130.0	
10645-AAA	IEEE 1602.11ac WiFi (160MHz, MCS9, 90pc duty cycle)	X	6.87	69.04	17.45	0.46	130.0	± 9.6 %
		Y	6.80	68.65	17.21		130.0	
		Z	6.79	68.83	17.28		130.0	
10646-AAB	LTE-TDD (SC-FDMA, 1 RB, 5 MHz, QPSK, UL Subframe=2,7)	X	45.26	122.11	40.13	9.30	60.0	± 9.6 %
		Y	25.14	106.90	35.30		60.0	
		Z	43.20	121.25	39.81		60.0	
10647-AAA	LTE-TDD (SC-FDMA, 1 RB, 20 MHz, QPSK, UL Subframe=2,7)	X	48.34	124.53	40.96	9.30	60.0	± 9.6 %
		Y	25.79	108.23	35.83		60.0	
		Z	44.73	122.92	40.42		60.0	
10648-AAA	CDMA2000 (1x Advanced)	X	0.79	65.12	12.04	0.00	150.0	± 9.6 %
		Y	0.83	64.89	12.31		150.0	
		Z	0.82	65.22	12.31		150.0	

^E Uncertainty is determined using the max. deviation from linear response applying rectangular distribution and is expressed for the square of the field value.



Accredited by the Swiss Accreditation Service (SAS)

Accreditation No.: **SCS 0108**

The Swiss Accreditation Service is one of the signatories to the EA
 Multilateral Agreement for the recognition of calibration certificates

Client **PC Test**

Certificate No: **ES3-3319_Mar16**

CALIBRATION CERTIFICATE

Object **ES3DV3 - SN:3319**

Calibration procedure(s) **QA CAL-01.v9, QA CAL-23.v5, QA CAL-25.v6**
Calibration procedure for dosimetric E-field probes

Calibration date: **March 18, 2016**

This calibration certificate documents the traceability to national standards, which realize the physical units of measurements (SI).
 The measurements and the uncertainties with confidence probability are given on the following pages and are part of the certificate.

All calibrations have been conducted in the closed laboratory facility: environment temperature (22 ± 3)°C and humidity < 70%.

Calibration Equipment used (M&TE critical for calibration)

BN
03/20/2016

Primary Standards	ID	Cal Date (Certificate No.)	Scheduled Calibration
Power meter E4419B	GB41293874	01-Apr-15 (No. 217-02128)	Mar-16
Power sensor E4412A	MY41498087	01-Apr-15 (No. 217-02128)	Mar-16
Reference 3 dB Attenuator	SN: S5054 (3c)	01-Apr-15 (No. 217-02129)	Mar-16
Reference 20 dB Attenuator	SN: S5277 (20x)	01-Apr-15 (No. 217-02132)	Mar-16
Reference 30 dB Attenuator	SN: S5129 (30b)	01-Apr-15 (No. 217-02133)	Mar-16
Reference Probe ES3DV2	SN: 3013	31-Dec-15 (No. ES3-3013_Dec15)	Dec-16
DAE4	SN: 660	23-Dec-15 (No. DAE4-660_Dec15)	Dec-16
Secondary Standards	ID	Check Date (in house)	Scheduled Check
RF generator HP 8648C	US3642U01700	4-Aug-99 (in house check Apr-13)	In house check: Apr-16
Network Analyzer HP 8753E	US37390585	18-Oct-01 (in house check Oct-15)	In house check: Oct-16

	Name	Function	Signature
Calibrated by:	Leif Klysner	Laboratory Technician	
Approved by:	Katja Pokovic	Technical Manager	
This calibration certificate shall not be reproduced except in full without written approval of the laboratory.			
Issued: March 21, 2016			



Accredited by the Swiss Accreditation Service (SAS)

Accreditation No.: **SCS 0108**

The Swiss Accreditation Service is one of the signatories to the EA
 Multilateral Agreement for the recognition of calibration certificates

Glossary:

TSL	tissue simulating liquid
NORM _{x,y,z}	sensitivity in free space
ConvF	sensitivity in TSL / NORM _{x,y,z}
DCP	diode compression point
CF	crest factor (1/duty_cycle) of the RF signal
A, B, C, D	modulation dependent linearization parameters
Polarization ϕ	ϕ rotation around probe axis
Polarization ϑ	ϑ rotation around an axis that is in the plane normal to probe axis (at measurement center), i.e., $\vartheta = 0$ is normal to probe axis
Connector Angle	information used in DASY system to align probe sensor X to the robot coordinate system

Calibration is Performed According to the Following Standards:

- IEEE Std 1528-2013, "IEEE Recommended Practice for Determining the Peak Spatial-Averaged Specific Absorption Rate (SAR) in the Human Head from Wireless Communications Devices: Measurement Techniques", June 2013
- IEC 62209-1, "Procedure to measure the Specific Absorption Rate (SAR) for hand-held devices used in close proximity to the ear (frequency range of 300 MHz to 3 GHz)", February 2005
- IEC 62209-2, "Procedure to determine the Specific Absorption Rate (SAR) for wireless communication devices used in close proximity to the human body (frequency range of 30 MHz to 6 GHz)", March 2010
- KDB 865664, "SAR Measurement Requirements for 100 MHz to 6 GHz"

Methods Applied and Interpretation of Parameters:

- NORM_{x,y,z}**: Assessed for E-field polarization $\vartheta = 0$ ($f \leq 900$ MHz in TEM-cell; $f > 1800$ MHz: R22 waveguide). NORM_{x,y,z} are only intermediate values, i.e., the uncertainties of NORM_{x,y,z} does not affect the E^2 -field uncertainty inside TSL (see below ConvF).
- NORM(f)_{x,y,z}** = NORM_{x,y,z} * frequency_response (see Frequency Response Chart). This linearization is implemented in DASY4 software versions later than 4.2. The uncertainty of the frequency response is included in the stated uncertainty of ConvF.
- DCP_{x,y,z}**: DCP are numerical linearization parameters assessed based on the data of power sweep with CW signal (no uncertainty required). DCP does not depend on frequency nor media.
- PAR**: PAR is the Peak to Average Ratio that is not calibrated but determined based on the signal characteristics
- A_{x,y,z}; B_{x,y,z}; C_{x,y,z}; D_{x,y,z}; VR_{x,y,z}**: A, B, C, D are numerical linearization parameters assessed based on the data of power sweep for specific modulation signal. The parameters do not depend on frequency nor media. VR is the maximum calibration range expressed in RMS voltage across the diode.
- ConvF and Boundary Effect Parameters**: Assessed in flat phantom using E-field (or Temperature Transfer Standard for $f \leq 800$ MHz) and inside waveguide using analytical field distributions based on power measurements for $f > 800$ MHz. The same setups are used for assessment of the parameters applied for boundary compensation (alpha, depth) of which typical uncertainty values are given. These parameters are used in DASY4 software to improve probe accuracy close to the boundary. The sensitivity in TSL corresponds to NORM_{x,y,z} * ConvF whereby the uncertainty corresponds to that given for ConvF. A frequency dependent ConvF is used in DASY version 4.4 and higher which allows extending the validity from ± 50 MHz to ± 100 MHz.
- Spherical isotropy (3D deviation from isotropy)**: in a field of low gradients realized using a flat phantom exposed by a patch antenna.
- Sensor Offset**: The sensor offset corresponds to the offset of virtual measurement center from the probe tip (on probe axis). No tolerance required.
- Connector Angle**: The angle is assessed using the information gained by determining the NORM_x (no uncertainty required).

Probe ES3DV3

SN:3319

Manufactured: January 10, 2012
Calibrated: March 18, 2016

Calibrated for DASY/EASY Systems
(Note: non-compatible with DASY2 system!)

DASY/EASY - Parameters of Probe: ES3DV3 - SN:3319

Basic Calibration Parameters

	Sensor X	Sensor Y	Sensor Z	Unc (k=2)
Norm ($\mu V/(V/m)^2$) ^A	1.12	1.08	1.16	$\pm 10.1 \%$
DCP (mV) ^B	104.1	104.5	103.7	

Modulation Calibration Parameters

UID	Communication System Name		A dB	B dB $\sqrt{\mu V}$	C	D dB	VR mV	Unc ^E (k=2)
0	CW	X	0.0	0.0	1.0	0.00	203.1	$\pm 3.5 \%$
		Y	0.0	0.0	1.0		203.8	
		Z	0.0	0.0	1.0		200.4	
10010- CAA	SAR Validation (Square, 100ms, 10ms)	X	2.29	60.1	11.2	10.00	42.0	$\pm 1.2 \%$
		Y	1.95	58.7	10.4		42.0	
		Z	3.15	62.5	12.1		42.9	
10012- CAB	IEEE 802.11b WiFi 2.4 GHz (DSSS, 1 Mbps)	X	3.45	71.5	19.9	1.87	122.0	$\pm 0.5 \%$
		Y	2.88	68.4	18.6		122.8	
		Z	3.35	70.8	19.5		120.5	
10100- CAB	LTE-FDD (SC-FDMA, 100% RB, 20 MHz, QPSK)	X	6.39	67.3	19.5	5.67	132.3	$\pm 1.2 \%$
		Y	6.54	68.2	20.1		134.5	
		Z	6.40	67.4	19.6		130.2	
10103- CAB	LTE-TDD (SC-FDMA, 100% RB, 20 MHz, QPSK)	X	10.41	75.3	25.6	9.29	124.2	$\pm 2.2 \%$
		Y	10.45	76.3	26.6		122.6	
		Z	10.82	75.9	25.8		124.8	
10108- CAC	LTE-FDD (SC-FDMA, 100% RB, 10 MHz, QPSK)	X	6.30	67.1	19.5	5.80	130.7	$\pm 1.2 \%$
		Y	6.35	67.5	19.9		131.5	
		Z	6.33	67.1	19.6		128.5	
10151- CAB	LTE-TDD (SC-FDMA, 50% RB, 20 MHz, QPSK)	X	9.70	74.1	25.2	9.28	118.8	$\pm 2.2 \%$
		Y	9.65	74.9	26.0		117.1	
		Z	10.15	75.0	25.5		119.2	
10154- CAC	LTE-FDD (SC-FDMA, 50% RB, 10 MHz, QPSK)	X	6.00	66.6	19.3	5.75	127.4	$\pm 1.2 \%$
		Y	6.01	66.9	19.6		128.9	
		Z	6.02	66.6	19.3		125.6	
10160- CAB	LTE-FDD (SC-FDMA, 50% RB, 15 MHz, QPSK)	X	6.45	67.2	19.6	5.82	132.2	$\pm 1.2 \%$
		Y	6.47	67.5	19.9		133.5	
		Z	6.45	67.1	19.5		130.0	
10169- CAB	LTE-FDD (SC-FDMA, 1 RB, 20 MHz, QPSK)	X	4.76	65.7	19.0	5.73	110.8	$\pm 0.9 \%$
		Y	4.80	66.3	19.5		112.0	
		Z	4.84	65.9	19.1		109.2	
10172- CAB	LTE-TDD (SC-FDMA, 1 RB, 20 MHz, QPSK)	X	8.98	78.7	27.7	9.21	132.0	$\pm 2.5 \%$
		Y	9.71	82.4	30.0		132.2	
		Z	9.79	80.4	28.4		133.4	
10175- CAC	LTE-FDD (SC-FDMA, 1 RB, 10 MHz, QPSK)	X	4.76	65.6	19.0	5.72	109.8	$\pm 0.9 \%$
		Y	4.76	66.1	19.4		111.4	
		Z	4.83	65.8	19.1		108.9	

10181-CAB	LTE-FDD (SC-FDMA, 1 RB, 15 MHz, QPSK)	X	4.77	65.7	19.1	5.72	109.2	±0.9 %
		Y	4.78	66.2	19.4		111.9	
		Z	5.24	67.7	20.2		149.0	
10237-CAB	LTE-TDD (SC-FDMA, 1 RB, 10 MHz, QPSK)	X	8.93	78.5	27.6	9.21	131.4	±2.5 %
		Y	9.48	81.7	29.7		131.7	
		Z	9.69	80.3	28.3		131.6	
10252-CAB	LTE-TDD (SC-FDMA, 50% RB, 10 MHz, QPSK)	X	8.94	73.0	24.7	9.24	111.2	±2.2 %
		Y	9.05	74.3	25.9		111.8	
		Z	9.29	73.6	24.9		111.3	
10267-CAB	LTE-TDD (SC-FDMA, 100% RB, 10 MHz, QPSK)	X	9.62	73.9	25.1	9.30	117.4	±2.2 %
		Y	9.73	75.1	26.1		118.2	
		Z	10.08	74.8	25.5		118.2	
10297-AAA	LTE-FDD (SC-FDMA, 50% RB, 20 MHz, QPSK)	X	6.31	67.1	19.6	5.81	128.6	±1.2 %
		Y	6.39	67.6	20.0		132.2	
		Z	6.33	67.1	19.6		127.2	
10311-AAA	LTE-FDD (SC-FDMA, 100% RB, 15 MHz, QPSK)	X	6.87	67.6	19.9	6.06	132.8	±1.4 %
		Y	6.96	68.2	20.3		137.0	
		Z	6.88	67.6	19.9		131.3	

The reported uncertainty of measurement is stated as the standard uncertainty of measurement multiplied by the coverage factor $k=2$, which for a normal distribution corresponds to a coverage probability of approximately 95%.

^A The uncertainties of Norm X,Y,Z do not affect the E^2 -field uncertainty inside TSL (see Pages 6 and 7).

^B Numerical linearization parameter: uncertainty not required.

^E Uncertainty is determined using the max. deviation from linear response applying rectangular distribution and is expressed for the square of the field value.

DASY/EASY - Parameters of Probe: ES3DV3 - SN:3319

Calibration Parameter Determined in Head Tissue Simulating Media

f (MHz) ^C	Relative Permittivity ^F	Conductivity (S/m) ^F	ConvF X	ConvF Y	ConvF Z	Alpha ^G	Depth ^G (mm)	Unc (k=2)
750	41.9	0.89	6.44	6.44	6.44	0.49	1.80	± 12.0 %
835	41.5	0.90	6.16	6.16	6.16	0.46	1.80	± 12.0 %
1750	40.1	1.37	5.20	5.20	5.20	0.51	1.45	± 12.0 %
1900	40.0	1.40	5.03	5.03	5.03	0.58	1.40	± 12.0 %
2300	39.5	1.67	4.69	4.69	4.69	0.80	1.21	± 12.0 %
2450	39.2	1.80	4.47	4.47	4.47	0.75	1.32	± 12.0 %
2600	39.0	1.96	4.33	4.33	4.33	0.80	1.31	± 12.0 %

^C Frequency validity above 300 MHz of ± 100 MHz only applies for DASY v4.4 and higher (see Page 2), else it is restricted to ± 50 MHz. The uncertainty is the RSS of the ConvF uncertainty at calibration frequency and the uncertainty for the indicated frequency band. Frequency validity below 300 MHz is ± 10, 25, 40, 50 and 70 MHz for ConvF assessments at 30, 64, 128, 150 and 220 MHz respectively. Above 5 GHz frequency validity can be extended to ± 110 MHz.

^F At frequencies below 3 GHz, the validity of tissue parameters (ϵ and σ) can be relaxed to ± 10% if liquid compensation formula is applied to measured SAR values. At frequencies above 3 GHz, the validity of tissue parameters (ϵ and σ) is restricted to ± 5%. The uncertainty is the RSS of the ConvF uncertainty for indicated target tissue parameters.

^G Alpha/Depth are determined during calibration. SPEAG warrants that the remaining deviation due to the boundary effect after compensation is always less than ± 1% for frequencies below 3 GHz and below ± 2% for frequencies between 3-6 GHz at any distance larger than half the probe tip diameter from the boundary.

DASY/EASY - Parameters of Probe: ES3DV3 - SN:3319

Calibration Parameter Determined in Body Tissue Simulating Media

f (MHz) ^C	Relative Permittivity ^F	Conductivity (S/m) ^F	ConvF X	ConvF Y	ConvF Z	Alpha ^G	Depth ^G (mm)	Unc (k=2)
750	55.5	0.96	6.06	6.06	6.06	0.47	1.45	± 12.0 %
835	55.2	0.97	6.04	6.04	6.04	0.63	1.27	± 12.0 %
1750	53.4	1.49	4.91	4.91	4.91	0.46	1.66	± 12.0 %
1900	53.3	1.52	4.70	4.70	4.70	0.80	1.24	± 12.0 %
2300	52.9	1.81	4.36	4.36	4.36	0.74	1.33	± 12.0 %
2450	52.7	1.95	4.20	4.20	4.20	0.80	1.25	± 12.0 %
2600	52.5	2.16	3.99	3.99	3.99	0.80	1.20	± 12.0 %

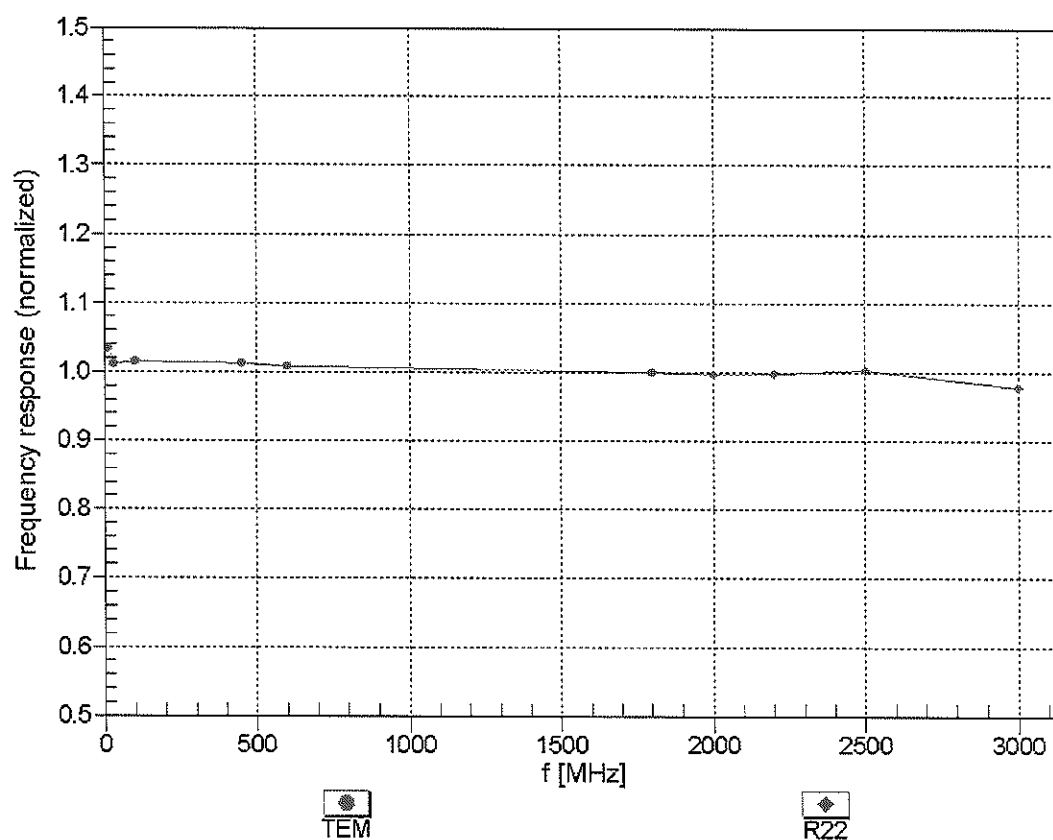
^C Frequency validity above 300 MHz of ± 100 MHz only applies for DASY v4.4 and higher (see Page 2), else it is restricted to ± 50 MHz. The uncertainty is the RSS of the ConvF uncertainty at calibration frequency and the uncertainty for the indicated frequency band. Frequency validity below 300 MHz is ± 10, 25, 40, 50 and 70 MHz for ConvF assessments at 30, 64, 128, 150 and 220 MHz respectively. Above 5 GHz frequency validity can be extended to ± 110 MHz.

^F At frequencies below 3 GHz, the validity of tissue parameters (ϵ and σ) can be relaxed to ± 10% if liquid compensation formula is applied to measured SAR values. At frequencies above 3 GHz, the validity of tissue parameters (ϵ and σ) is restricted to ± 5%. The uncertainty is the RSS of the ConvF uncertainty for indicated target tissue parameters.

^G Alpha/Depth are determined during calibration. SPEAG warrants that the remaining deviation due to the boundary effect after compensation is always less than ± 1% for frequencies below 3 GHz and below ± 2% for frequencies between 3-6 GHz at any distance larger than half the probe tip diameter from the boundary.

Frequency Response of E-Field

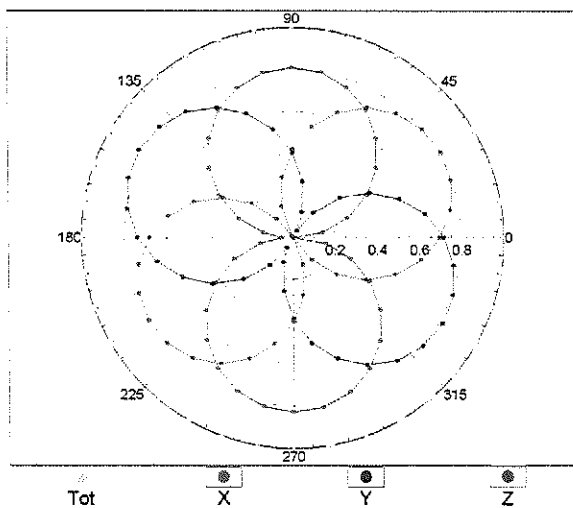
(TEM-Cell:ifi110 EXX, Waveguide: R22)



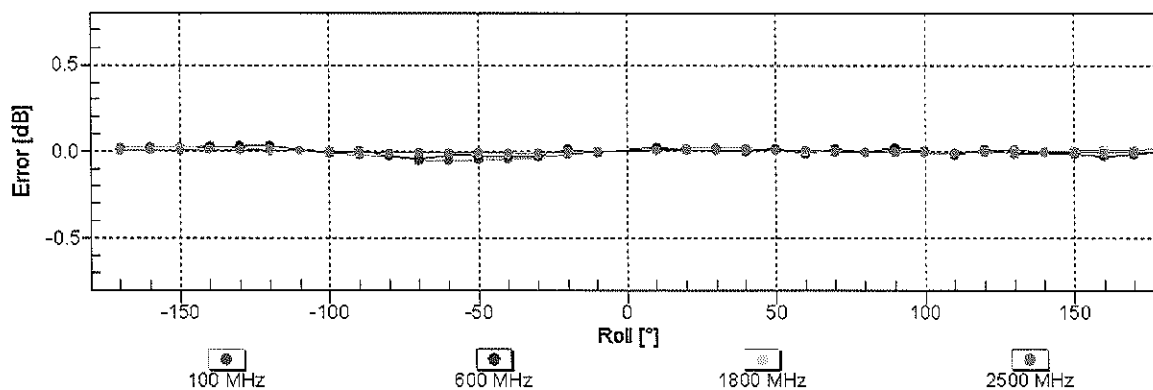
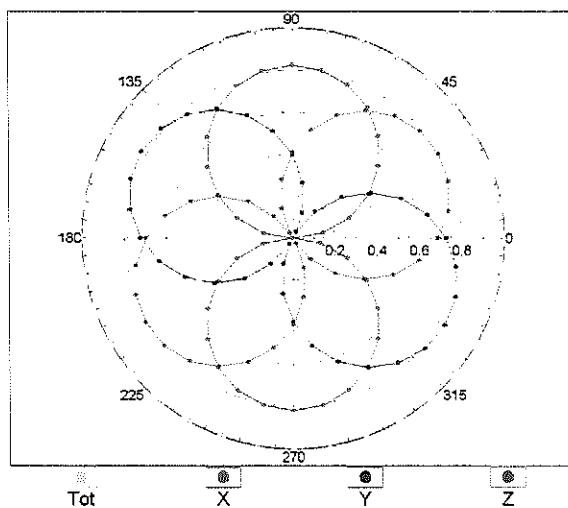
Uncertainty of Frequency Response of E-field: $\pm 6.3\%$ ($k=2$)

Receiving Pattern (ϕ), $\theta = 0^\circ$

f=600 MHz,TEM

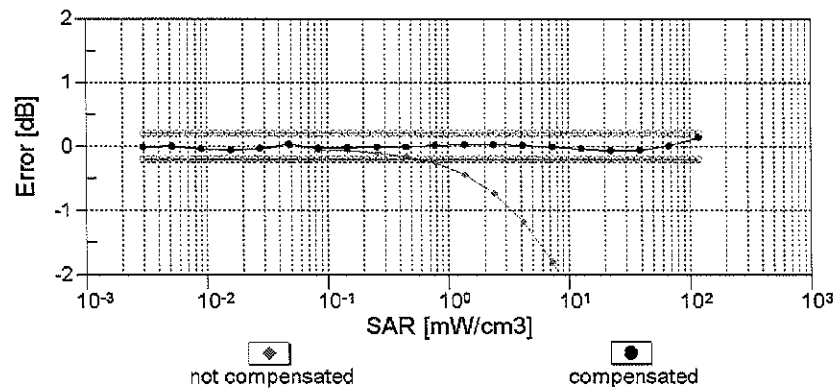
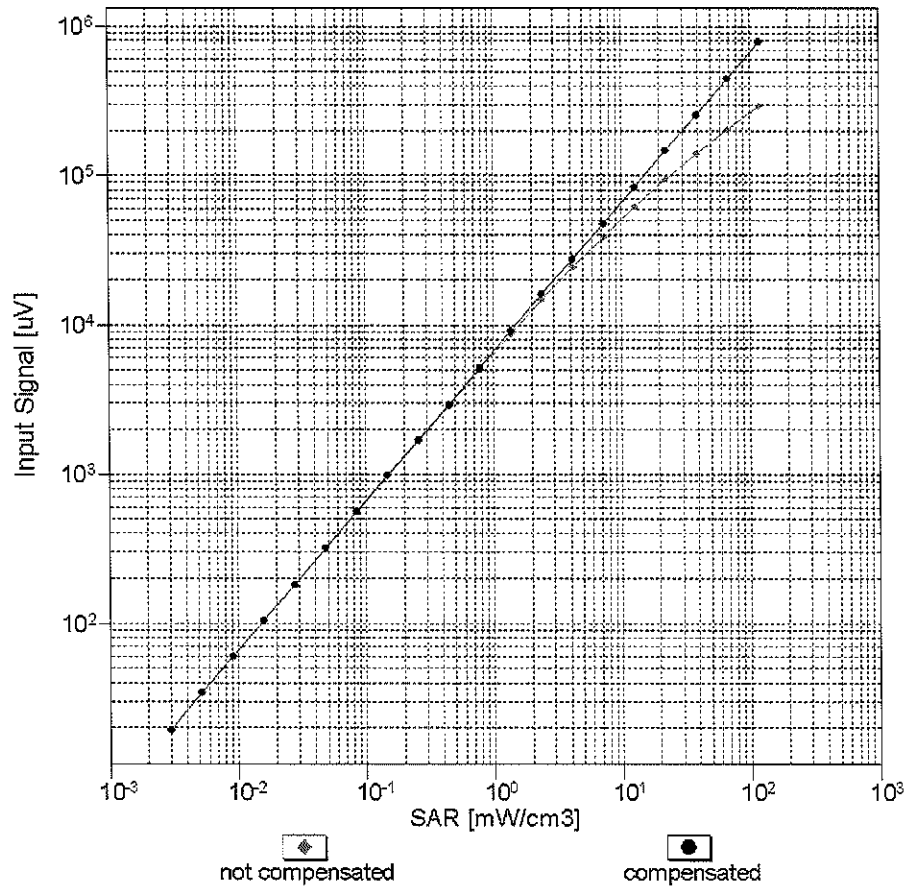


f=1800 MHz,R22



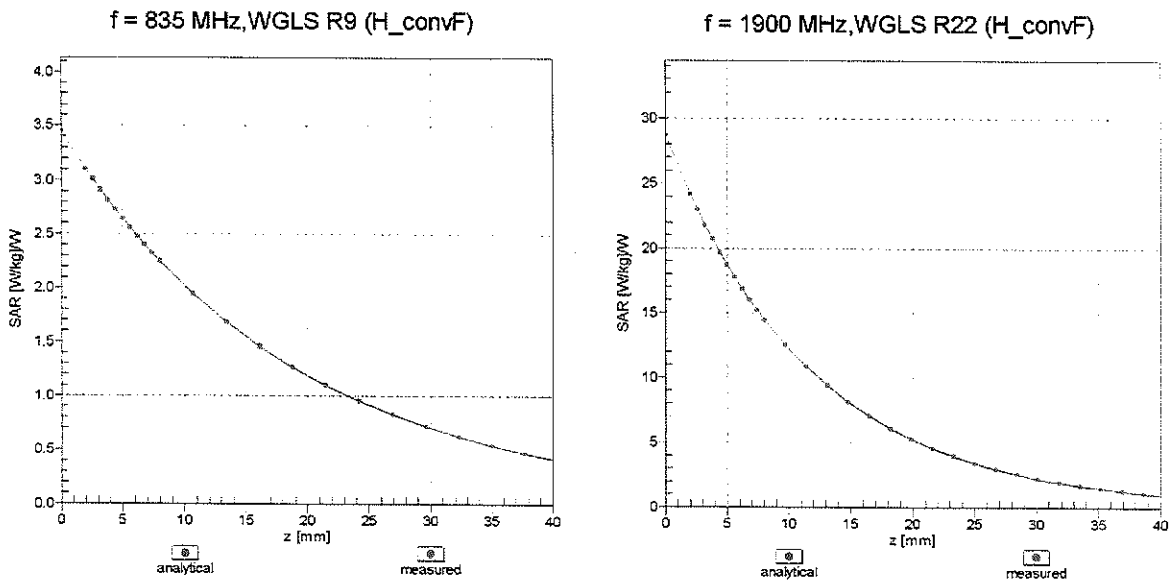
Uncertainty of Axial Isotropy Assessment: $\pm 0.5\%$ ($k=2$)

Dynamic Range $f(\text{SAR}_{\text{head}})$ (TEM cell , $f_{\text{eval}} = 1900 \text{ MHz}$)

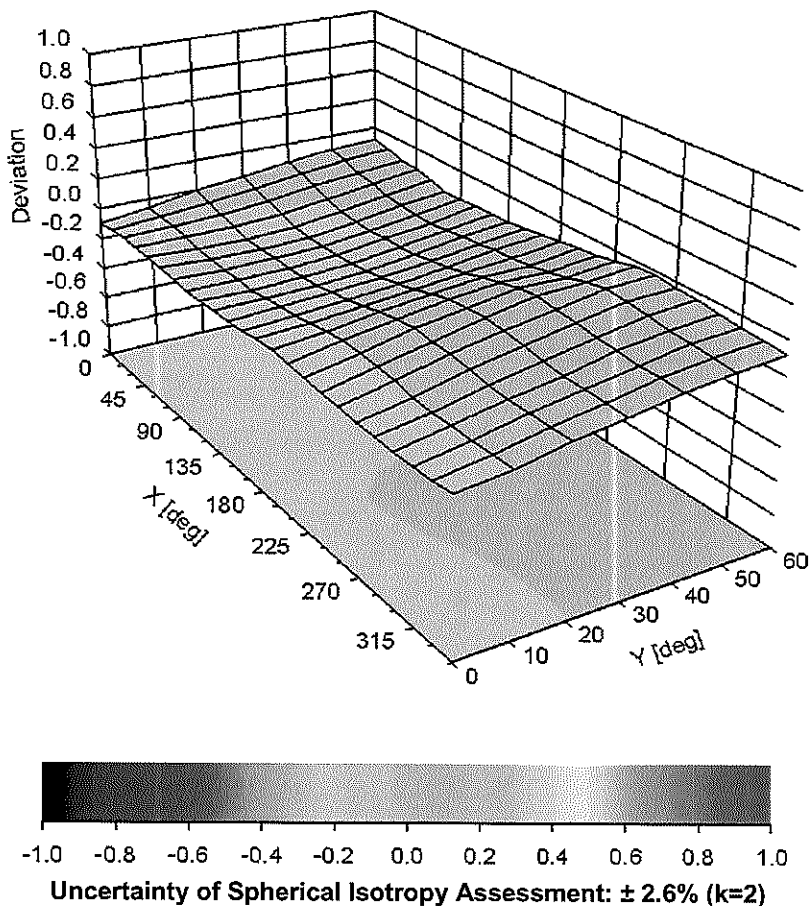


Uncertainty of Linearity Assessment: $\pm 0.6\%$ ($k=2$)

Conversion Factor Assessment



Deviation from Isotropy in Liquid Error (ϕ, ϑ), f = 900 MHz



DASY/EASY - Parameters of Probe: ES3DV3 - SN:3319

Other Probe Parameters

Sensor Arrangement	Triangular
Connector Angle (°)	60
Mechanical Surface Detection Mode	enabled
Optical Surface Detection Mode	disabled
Probe Overall Length	337 mm
Probe Body Diameter	10 mm
Tip Length	10 mm
Tip Diameter	4 mm
Probe Tip to Sensor X Calibration Point	2 mm
Probe Tip to Sensor Y Calibration Point	2 mm
Probe Tip to Sensor Z Calibration Point	2 mm
Recommended Measurement Distance from Surface	3 mm



Accredited by the Swiss Accreditation Service (SAS)
 The Swiss Accreditation Service is one of the signatories to the EA
 Multilateral Agreement for the recognition of calibration certificates

Accreditation No.: **SCS 0108**

Client **PC Test**

Certificate No: **EX3-7410_Jul16**

CALIBRATION CERTIFICATE

Object **EX3DV4 - SN:7410**

Calibration procedure(s) **QA CAL-01.v9, QA CAL-23.v5, QA CAL-25.v6**
Calibration procedure for dosimetric E-field probes

Calibration date: **July 25, 2016**



BN ✓
 08/04/2016

This calibration certificate documents the traceability to national standards, which realize the physical units of measurements (SI).
 The measurements and the uncertainties with confidence probability are given on the following pages and are part of the certificate.

All calibrations have been conducted in the closed laboratory facility: environment temperature $(22 \pm 3)^\circ\text{C}$ and humidity $< 70\%$.

Calibration Equipment used (M&TE critical for calibration)

Primary Standards	ID	Cal Date (Certificate No.)	Scheduled Calibration
Power meter NRP	SN: 104778	06-Apr-16 (No. 217-02288/02289)	Apr-17
Power sensor NRP-Z91	SN: 103244	06-Apr-16 (No. 217-02288)	Apr-17
Power sensor NRP-Z91	SN: 103245	06-Apr-16 (No. 217-02289)	Apr-17
Reference 20 dB Attenuator	SN: S5277 (20x)	05-Apr-16 (No. 217-02293)	Apr-17
Reference Probe ES3DV2	SN: 3013	31-Dec-15 (No. ES3-3013_Dec15)	Dec-16
DAE4	SN: 660	23-Dec-15 (No. DAE4-660_Dec15)	Dec-16
Secondary Standards	ID	Check Date (in house)	Scheduled Check
Power meter E4419B	SN: GB41293874	06-Apr-16 (in house check Jun-16)	In house check: Jun-18
Power sensor E4412A	SN: MY41498087	06-Apr-16 (in house check Jun-16)	In house check: Jun-18
Power sensor E4412A	SN: 000110210	06-Apr-16 (in house check Jun-16)	In house check: Jun-18
RF generator HP 8648C	SN: US3642U01700	04-Aug-99 (in house check Jun-16)	In house check: Jun-18
Network Analyzer HP 8753E	SN: US37390585	18-Oct-01 (in house check Oct-15)	In house check: Oct-16

Calibrated by:	Name Michael Weber	Function Laboratory Technician	Signature 
Approved by:	Name Katja Pokovic	Function Technical Manager	Signature 
			Issued: July 27, 2016

This calibration certificate shall not be reproduced except in full without written approval of the laboratory.



Accredited by the Swiss Accreditation Service (SAS)

Accreditation No.: **SCS 0108**

The Swiss Accreditation Service is one of the signatories to the EA
 Multilateral Agreement for the recognition of calibration certificates

Glossary:

TSL	tissue simulating liquid
NORM _{x,y,z}	sensitivity in free space
ConvF	sensitivity in TSL / NORM _{x,y,z}
DCP	diode compression point
CF	crest factor (1/duty_cycle) of the RF signal
A, B, C, D	modulation dependent linearization parameters
Polarization ϕ	ϕ rotation around probe axis
Polarization ϑ	ϑ rotation around an axis that is in the plane normal to probe axis (at measurement center), i.e., $\vartheta = 0$ is normal to probe axis
Connector Angle	information used in DASY system to align probe sensor X to the robot coordinate system

Calibration is Performed According to the Following Standards:

- IEEE Std 1528-2013, "IEEE Recommended Practice for Determining the Peak Spatial-Averaged Specific Absorption Rate (SAR) in the Human Head from Wireless Communications Devices: Measurement Techniques", June 2013
- IEC 62209-1, "Procedure to measure the Specific Absorption Rate (SAR) for hand-held devices used in close proximity to the ear (frequency range of 300 MHz to 3 GHz)", February 2005
- IEC 62209-2, "Procedure to determine the Specific Absorption Rate (SAR) for wireless communication devices used in close proximity to the human body (frequency range of 30 MHz to 6 GHz)", March 2010
- KDB 865664, "SAR Measurement Requirements for 100 MHz to 6 GHz"

Methods Applied and Interpretation of Parameters:

- NORM_{x,y,z}**: Assessed for E-field polarization $\vartheta = 0$ ($f \leq 900$ MHz in TEM-cell; $f > 1800$ MHz: R22 waveguide). NORM_{x,y,z} are only intermediate values, i.e., the uncertainties of NORM_{x,y,z} does not affect the E^2 -field uncertainty inside TSL (see below ConvF).
- NORM(f)_{x,y,z}** = NORM_{x,y,z} * frequency_response (see Frequency Response Chart). This linearization is implemented in DASY4 software versions later than 4.2. The uncertainty of the frequency response is included in the stated uncertainty of ConvF.
- DCP_{x,y,z}**: DCP are numerical linearization parameters assessed based on the data of power sweep with CW signal (no uncertainty required). DCP does not depend on frequency nor media.
- PAR**: PAR is the Peak to Average Ratio that is not calibrated but determined based on the signal characteristics
- A_{x,y,z}; B_{x,y,z}; C_{x,y,z}; D_{x,y,z}; VR_{x,y,z}**: A, B, C, D are numerical linearization parameters assessed based on the data of power sweep for specific modulation signal. The parameters do not depend on frequency nor media. VR is the maximum calibration range expressed in RMS voltage across the diode.
- ConvF and Boundary Effect Parameters**: Assessed in flat phantom using E-field (or Temperature Transfer Standard for $f \leq 800$ MHz) and inside waveguide using analytical field distributions based on power measurements for $f > 800$ MHz. The same setups are used for assessment of the parameters applied for boundary compensation (alpha, depth) of which typical uncertainty values are given. These parameters are used in DASY4 software to improve probe accuracy close to the boundary. The sensitivity in TSL corresponds to NORM_{x,y,z} * ConvF whereby the uncertainty corresponds to that given for ConvF. A frequency dependent ConvF is used in DASY version 4.4 and higher which allows extending the validity from ± 50 MHz to ± 100 MHz.
- Spherical isotropy (3D deviation from isotropy)**: in a field of low gradients realized using a flat phantom exposed by a patch antenna.
- Sensor Offset**: The sensor offset corresponds to the offset of virtual measurement center from the probe tip (on probe axis). No tolerance required.
- Connector Angle**: The angle is assessed using the information gained by determining the NORM_x (no uncertainty required).

Probe EX3DV4

SN:7410

Manufactured: November 24, 2015
Calibrated: July 25, 2016

Calibrated for DASY/EASY Systems
(Note: non-compatible with DASY2 system!)

DASY/EASY - Parameters of Probe: EX3DV4 - SN:7410

Basic Calibration Parameters

	Sensor X	Sensor Y	Sensor Z	Unc (k=2)
Norm ($\mu\text{V}/(\text{V}/\text{m})^2$) ^A	0.42	0.48	0.44	$\pm 10.1 \%$
DCP (mV) ^B	97.4	99.9	97.1	

Modulation Calibration Parameters

UID	Communication System Name		A dB	B dB $\sqrt{\mu\text{V}}$	C	D dB	VR mV	Unc ^E (k=2)
0	CW	X	0.0	0.0	1.0	0.00	148.7	$\pm 2.5 \%$
		Y	0.0	0.0	1.0		155.2	
		Z	0.0	0.0	1.0		152.3	

Note: For details on UID parameters see Appendix.

Sensor Model Parameters

	C1 fF	C2 fF	α V^{-1}	T1 $\text{ms}\cdot\text{V}^{-2}$	T2 $\text{ms}\cdot\text{V}^{-1}$	T3 ms	T4 V^{-2}	T5 V^{-1}	T6
X	48.41	366.5	36.58	12.47	0.954	4.961	0	0.406	1.003
Y	51.56	389.6	36.52	11.42	0.862	4.986	0.508	0.351	1.004
Z	61.39	470.2	37.3	11.14	1.039	4.997	0	0.506	1.005

The reported uncertainty of measurement is stated as the standard uncertainty of measurement multiplied by the coverage factor $k=2$, which for a normal distribution corresponds to a coverage probability of approximately 95%.

^A The uncertainties of Norm X,Y,Z do not affect the E^2 -field uncertainty inside TSL (see Pages 5 and 6).

^B Numerical linearization parameter: uncertainty not required.

^E Uncertainty is determined using the max. deviation from linear response applying rectangular distribution and is expressed for the square of the field value.

DASY/EASY - Parameters of Probe: EX3DV4 - SN:7410

Calibration Parameter Determined in Head Tissue Simulating Media

f (MHz) ^C	Relative Permittivity ^F	Conductivity (S/m) ^F	ConvF X	ConvF Y	ConvF Z	Alpha ^G	Depth ^G (mm)	Unc (k=2)
750	41.9	0.89	10.05	10.05	10.05	0.58	0.80	± 12.0 %
835	41.5	0.90	9.68	9.68	9.68	0.54	0.81	± 12.0 %
1750	40.1	1.37	8.41	8.41	8.41	0.39	0.80	± 12.0 %
1900	40.0	1.40	8.05	8.05	8.05	0.37	0.80	± 12.0 %
2300	39.5	1.67	7.73	7.73	7.73	0.33	0.88	± 12.0 %
2450	39.2	1.80	7.37	7.37	7.37	0.31	0.92	± 12.0 %
2600	39.0	1.96	7.11	7.11	7.11	0.36	0.84	± 12.0 %

^C Frequency validity above 300 MHz of ± 100 MHz only applies for DASY v4.4 and higher (see Page 2), else it is restricted to ± 50 MHz. The uncertainty is the RSS of the ConvF uncertainty at calibration frequency and the uncertainty for the indicated frequency band. Frequency validity below 300 MHz is ± 10, 25, 40, 50 and 70 MHz for ConvF assessments at 30, 64, 128, 150 and 220 MHz respectively. Above 5 GHz frequency validity can be extended to ± 110 MHz.

^F At frequencies below 3 GHz, the validity of tissue parameters (ϵ and σ) can be relaxed to ± 10% if liquid compensation formula is applied to measured SAR values. At frequencies above 3 GHz, the validity of tissue parameters (ϵ and σ) is restricted to ± 5%. The uncertainty is the RSS of the ConvF uncertainty for indicated target tissue parameters.

^G Alpha/Depth are determined during calibration. SPEAG warrants that the remaining deviation due to the boundary effect after compensation is always less than ± 1% for frequencies below 3 GHz and below ± 2% for frequencies between 3-6 GHz at any distance larger than half the probe tip diameter from the boundary.

DASY/EASY - Parameters of Probe: EX3DV4 - SN:7410

Calibration Parameter Determined in Body Tissue Simulating Media

f (MHz) ^c	Relative Permittivity ^F	Conductivity (S/m) ^F	ConvF X	ConvF Y	ConvF Z	Alpha ^G	Depth ^G (mm)	Unc (k=2)
750	55.5	0.96	9.93	9.93	9.93	0.35	1.05	± 12.0 %
835	55.2	0.97	9.72	9.72	9.72	0.47	0.80	± 12.0 %
1750	53.4	1.49	7.95	7.95	7.95	0.43	0.80	± 12.0 %
1900	53.3	1.52	7.64	7.64	7.64	0.39	0.80	± 12.0 %
2300	52.9	1.81	7.46	7.46	7.46	0.45	0.80	± 12.0 %
2450	52.7	1.95	7.40	7.40	7.40	0.35	0.80	± 12.0 %
2600	52.5	2.16	7.03	7.03	7.03	0.30	0.80	± 12.0 %

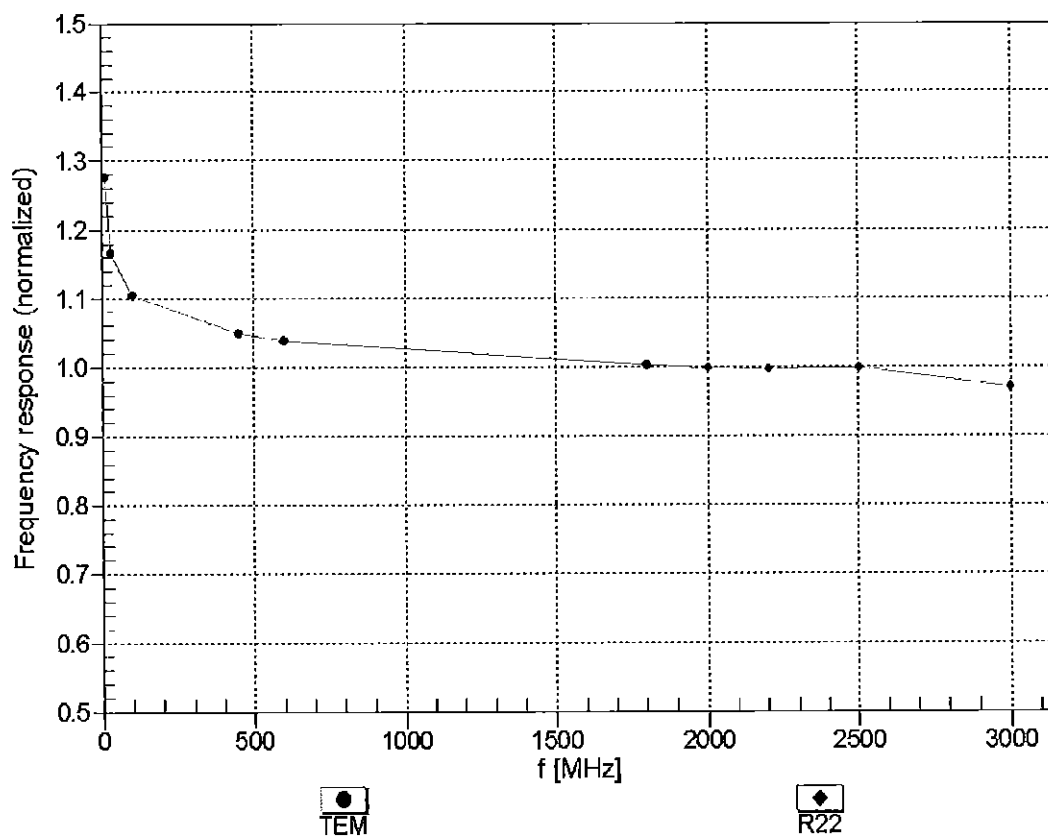
^c Frequency validity above 300 MHz of ± 100 MHz only applies for DASY v4.4 and higher (see Page 2), else it is restricted to ± 50 MHz. The uncertainty is the RSS of the ConvF uncertainty at calibration frequency and the uncertainty for the indicated frequency band. Frequency validity below 300 MHz is ± 10, 25, 40, 50 and 70 MHz for ConvF assessments at 30, 64, 128, 150 and 220 MHz respectively. Above 5 GHz frequency validity can be extended to ± 110 MHz.

^F At frequencies below 3 GHz, the validity of tissue parameters (ϵ and σ) can be relaxed to ± 10% if liquid compensation formula is applied to measured SAR values. At frequencies above 3 GHz, the validity of tissue parameters (ϵ and σ) is restricted to ± 5%. The uncertainty is the RSS of the ConvF uncertainty for indicated target tissue parameters.

^G Alpha/Depth are determined during calibration. SPEAG warrants that the remaining deviation due to the boundary effect after compensation is always less than ± 1% for frequencies below 3 GHz and below ± 2% for frequencies between 3-6 GHz at any distance larger than half the probe tip diameter from the boundary.

Frequency Response of E-Field

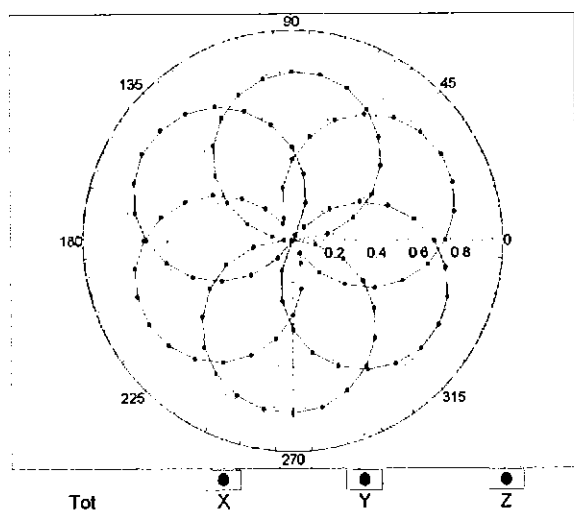
(TEM-Cell:ifi110 EXX, Waveguide: R22)



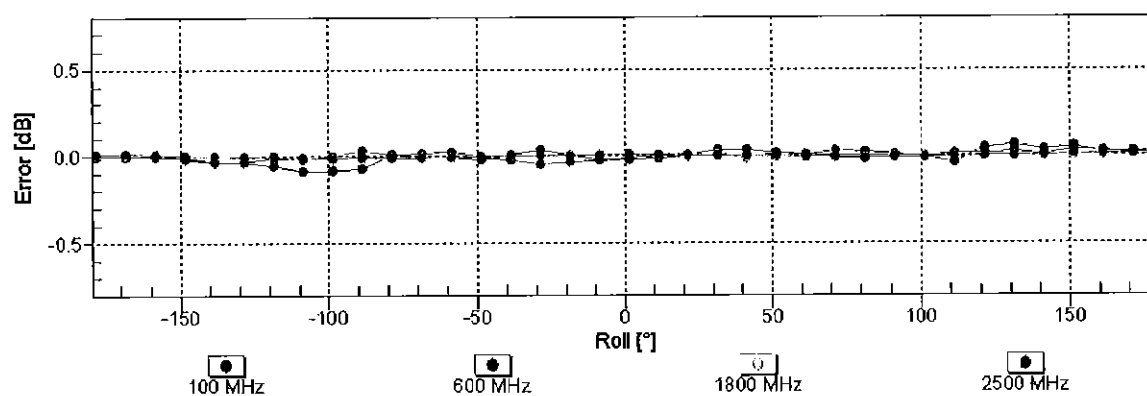
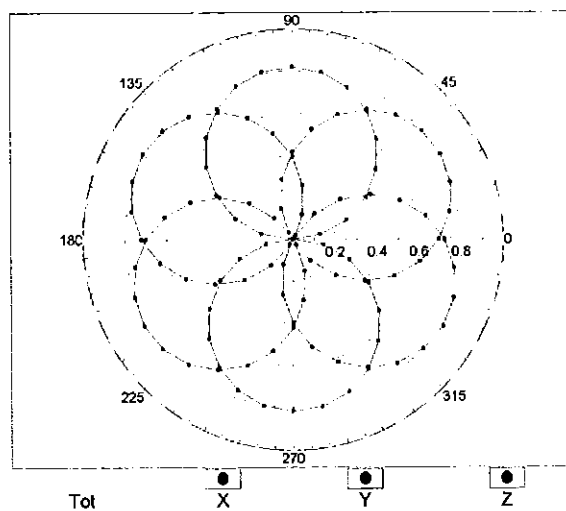
Uncertainty of Frequency Response of E-field: $\pm 6.3\%$ ($k=2$)

Receiving Pattern (ϕ), $\theta = 0^\circ$

f=600 MHz,TEM



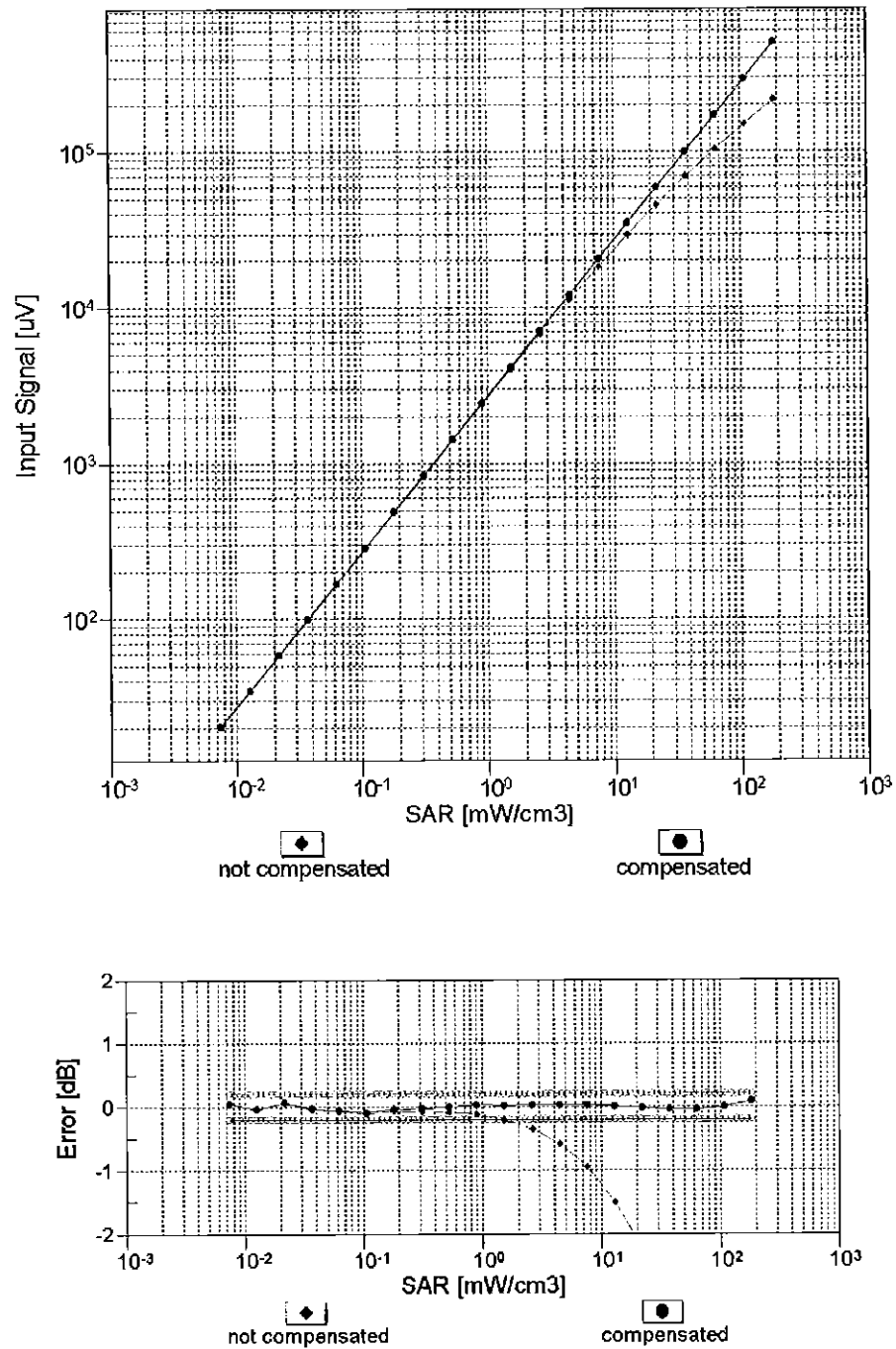
f=1800 MHz,R22



Uncertainty of Axial Isotropy Assessment: $\pm 0.5\%$ ($k=2$)

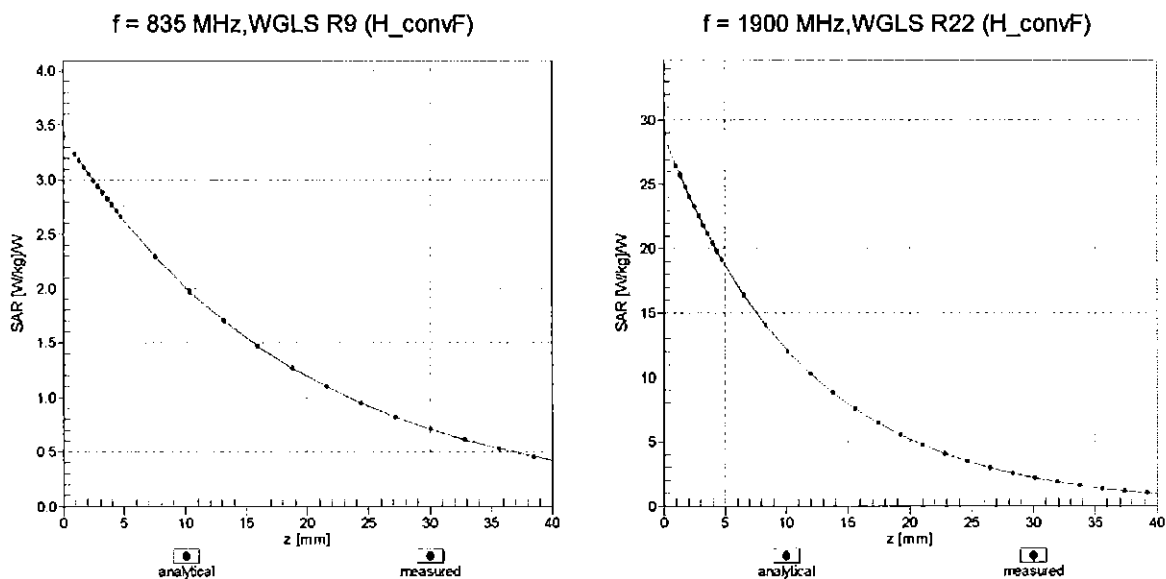
Dynamic Range f(SAR_{head})

(TEM cell , f_{eval}= 1900 MHz)




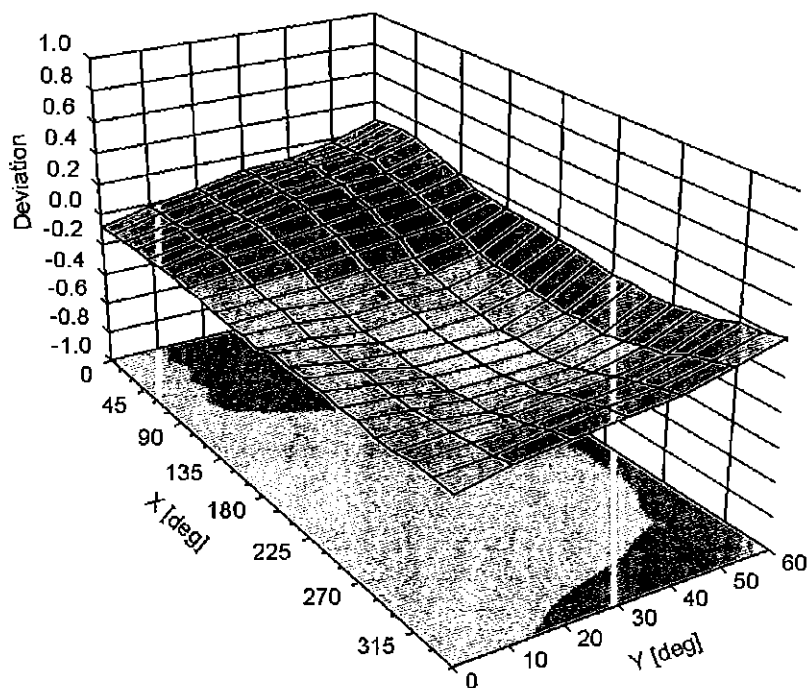
Uncertainty of Linearity Assessment: $\pm 0.6\%$ ($k=2$)

Conversion Factor Assessment



Deviation from Isotropy in Liquid

Error (ϕ, θ), $f = 900 \text{ MHz}$



DASY/EASY - Parameters of Probe: EX3DV4 - SN:7410

Other Probe Parameters

Sensor Arrangement	Triangular
Connector Angle (°)	1.5
Mechanical Surface Detection Mode	enabled
Optical Surface Detection Mode	disabled
Probe Overall Length	337 mm
Probe Body Diameter	10 mm
Tip Length	9 mm
Tip Diameter	2.5 mm
Probe Tip to Sensor X Calibration Point	1 mm
Probe Tip to Sensor Y Calibration Point	1 mm
Probe Tip to Sensor Z Calibration Point	1 mm
Recommended Measurement Distance from Surface	1.4 mm

Appendix: Modulation Calibration Parameters

UID	Communication System Name		A dB	B dB $\sqrt{\mu V}$	C	D dB	VR mV	Max Unc ^E (k=2)
0	CW	X	0.00	0.00	1.00	0.00	148.7	$\pm 2.5 \%$
		Y	0.00	0.00	1.00		155.2	
		Z	0.00	0.00	1.00		152.3	
10010- CAA	SAR Validation (Square, 100ms, 10ms)	X	2.43	65.21	10.17	10.00	20.0	$\pm 9.6 \%$
		Y	2.50	65.70	10.39		20.0	
		Z	2.85	67.36	11.61		20.0	
10011- CAB	UMTS-FDD (WCDMA)	X	1.09	68.25	15.97	0.00	150.0	$\pm 9.6 \%$
		Y	1.24	70.76	17.39		150.0	
		Z	1.10	67.70	15.71		150.0	
10012- CAB	IEEE 802.11b WiFi 2.4 GHz (DSSS, 1 Mbps)	X	1.18	63.82	15.30	0.41	150.0	$\pm 9.6 \%$
		Y	1.19	64.46	15.91		150.0	
		Z	1.18	63.56	15.24		150.0	
10013- CAB	IEEE 802.11g WiFi 2.4 GHz (DSSS-OFDM, 6 Mbps)	X	4.85	66.42	16.89	1.46	150.0	$\pm 9.6 \%$
		Y	4.89	66.57	17.08		150.0	
		Z	4.98	66.33	16.97		150.0	
10021- DAB	GSM-FDD (TDMA, GMSK)	X	7.58	78.77	16.90	9.39	50.0	$\pm 9.6 \%$
		Y	17.86	89.55	20.42		50.0	
		Z	41.06	101.79	24.54		50.0	
10023- DAB	GPRS-FDD (TDMA, GMSK, TN 0)	X	6.69	77.05	16.32	9.57	50.0	$\pm 9.6 \%$
		Y	13.04	85.58	19.26		50.0	
		Z	25.47	95.55	22.91		50.0	
10024- DAB	GPRS-FDD (TDMA, GMSK, TN 0-1)	X	8.74	81.57	16.60	6.56	60.0	$\pm 9.6 \%$
		Y	100.00	108.03	23.63		60.0	
		Z	100.00	111.32	25.30		60.0	
10025- DAB	EDGE-FDD (TDMA, 8PSK, TN 0)	X	4.47	70.15	24.88	12.57	50.0	$\pm 9.6 \%$
		Y	10.89	98.18	38.43		50.0	
		Z	4.49	70.03	25.10		50.0	
10026- DAB	EDGE-FDD (TDMA, 8PSK, TN 0-1)	X	8.34	87.45	29.94	9.56	60.0	$\pm 9.6 \%$
		Y	10.91	95.48	33.60		60.0	
		Z	8.51	87.76	30.38		60.0	
10027- DAB	GPRS-FDD (TDMA, GMSK, TN 0-1-2)	X	41.47	97.27	19.98	4.80	80.0	$\pm 9.6 \%$
		Y	100.00	107.82	22.77		80.0	
		Z	100.00	111.23	24.44		80.0	
10028- DAB	GPRS-FDD (TDMA, GMSK, TN 0-1-2-3)	X	100.00	105.76	21.32	3.55	100.0	$\pm 9.6 \%$
		Y	100.00	108.92	22.59		100.0	
		Z	100.00	112.30	24.21		100.0	
10029- DAB	EDGE-FDD (TDMA, 8PSK, TN 0-1-2)	X	5.53	79.01	25.60	7.80	80.0	$\pm 9.6 \%$
		Y	6.25	82.85	27.73		80.0	
		Z	5.71	79.47	26.07		80.0	
10030- CAA	IEEE 802.15.1 Bluetooth (GFSK, DH1)	X	6.23	78.34	14.97	5.30	70.0	$\pm 9.6 \%$
		Y	100.00	106.49	22.48		70.0	
		Z	100.00	109.96	24.20		70.0	
10031- CAA	IEEE 802.15.1 Bluetooth (GFSK, DH3)	X	100.00	104.45	19.64	1.88	100.0	$\pm 9.6 \%$
		Y	100.00	108.59	21.21		100.0	
		Z	100.00	112.40	22.95		100.0	

10032-CAA	IEEE 802.15.1 Bluetooth (GFSK, DH5)	X	100.00	110.63	21.37	1.17	100.0	± 9.6 %
		Y	100.00	118.45	24.27		100.0	
		Z	100.00	119.90	25.08		100.0	
10033-CAA	IEEE 802.15.1 Bluetooth (PI/4-DQPSK, DH1)	X	4.68	78.17	18.99	5.30	70.0	± 9.6 %
		Y	7.85	87.36	22.81		70.0	
		Z	6.11	84.09	22.37		70.0	
10034-CAA	IEEE 802.15.1 Bluetooth (PI/4-DQPSK, DH3)	X	2.20	72.10	15.84	1.88	100.0	± 9.6 %
		Y	3.02	77.54	18.56		100.0	
		Z	2.34	73.73	17.65		100.0	
10035-CAA	IEEE 802.15.1 Bluetooth (PI/4-DQPSK, DH5)	X	1.76	70.56	15.16	1.17	100.0	± 9.6 %
		Y	2.26	74.85	17.46		100.0	
		Z	1.79	71.09	16.41		100.0	
10036-CAA	IEEE 802.15.1 Bluetooth (8-DPSK, DH1)	X	5.38	80.36	19.85	5.30	70.0	± 9.6 %
		Y	10.10	91.41	24.17		70.0	
		Z	7.37	87.30	23.55		70.0	
10037-CAA	IEEE 802.15.1 Bluetooth (8-DPSK, DH3)	X	2.10	71.54	15.58	1.88	100.0	± 9.6 %
		Y	2.84	76.78	18.24		100.0	
		Z	2.25	73.29	17.43		100.0	
10038-CAA	IEEE 802.15.1 Bluetooth (8-DPSK, DH5)	X	1.77	70.87	15.40	1.17	100.0	± 9.6 %
		Y	2.29	75.33	17.77		100.0	
		Z	1.81	71.42	16.65		100.0	
10039-CAB	CDMA2000 (1xRTT, RC1)	X	2.26	75.07	17.20	0.00	150.0	± 9.6 %
		Y	2.99	79.22	19.11		150.0	
		Z	2.13	73.17	17.12		150.0	
10042-CAB	IS-54 / IS-136 FDD (TDMA/FDM, PI/4-DQPSK, Halfrate)	X	4.99	74.55	14.33	7.78	50.0	± 9.6 %
		Y	13.44	85.55	17.97		50.0	
		Z	42.42	100.06	22.60		50.0	
10044-CAA	IS-91/EIA/TIA-553 FDD (FDMA, FM)	X	0.00	97.63	0.45	0.00	150.0	± 9.6 %
		Y	0.00	105.63	0.06		150.0	
		Z	0.00	96.62	1.01		150.0	
10048-CAA	DECT (TDD, TDMA/FDM, GFSK, Full Slot, 24)	X	5.59	71.38	15.61	13.80	25.0	± 9.6 %
		Y	7.04	74.56	16.88		25.0	
		Z	9.46	79.38	19.30		25.0	
10049-CAA	DECT (TDD, TDMA/FDM, GFSK, Double Slot, 12)	X	5.69	73.97	15.42	10.79	40.0	± 9.6 %
		Y	7.55	77.84	16.94		40.0	
		Z	10.67	83.35	19.52		40.0	
10056-CAA	UMTS-TDD (TD-SCDMA, 1.28 Mcps)	X	7.92	80.69	20.07	9.03	50.0	± 9.6 %
		Y	12.20	88.23	23.05		50.0	
		Z	10.66	86.87	23.26		50.0	
10058-DAB	EDGE-FDD (TDMA, 8PSK, TN 0-1-2-3)	X	4.35	74.75	23.16	6.55	100.0	± 9.6 %
		Y	4.67	77.08	24.63		100.0	
		Z	4.50	75.20	23.59		100.0	
10059-CAB	IEEE 802.11b WiFi 2.4 GHz (DSSS, 2 Mbps)	X	1.21	64.69	15.68	0.61	110.0	± 9.6 %
		Y	1.23	65.53	16.44		110.0	
		Z	1.21	64.46	15.69		110.0	
10060-CAB	IEEE 802.11b WiFi 2.4 GHz (DSSS, 5.5 Mbps)	X	4.17	88.85	22.71	1.30	110.0	± 9.6 %
		Y	67.79	132.65	34.60		110.0	
		Z	4.39	90.74	23.85		110.0	

10061-CAB	IEEE 802.11b WiFi 2.4 GHz (DSSS, 11 Mbps)	X	2.24	74.92	19.41	2.04	110.0	± 9.6 %
		Y	2.89	80.48	22.16		110.0	
		Z	2.29	75.62	20.19		110.0	
10062-CAB	IEEE 802.11a/h WiFi 5 GHz (OFDM, 6 Mbps)	X	4.68	66.56	16.48	0.49	100.0	± 9.6 %
		Y	4.72	66.69	16.64		100.0	
		Z	4.82	66.46	16.52		100.0	
10063-CAB	IEEE 802.11a/h WiFi 5 GHz (OFDM, 9 Mbps)	X	4.69	66.60	16.53	0.72	100.0	± 9.6 %
		Y	4.73	66.75	16.71		100.0	
		Z	4.83	66.52	16.60		100.0	
10064-CAB	IEEE 802.11a/h WiFi 5 GHz (OFDM, 12 Mbps)	X	4.97	66.86	16.74	0.86	100.0	± 9.6 %
		Y	5.03	67.01	16.92		100.0	
		Z	5.16	66.85	16.84		100.0	
10065-CAB	IEEE 802.11a/h WiFi 5 GHz (OFDM, 18 Mbps)	X	4.83	66.69	16.78	1.21	100.0	± 9.6 %
		Y	4.88	66.88	16.98		100.0	
		Z	5.00	66.71	16.90		100.0	
10066-CAB	IEEE 802.11a/h WiFi 5 GHz (OFDM, 24 Mbps)	X	4.83	66.66	16.89	1.46	100.0	± 9.6 %
		Y	4.89	66.87	17.11		100.0	
		Z	5.02	66.70	17.03		100.0	
10067-CAB	IEEE 802.11a/h WiFi 5 GHz (OFDM, 36 Mbps)	X	5.11	66.77	17.26	2.04	100.0	± 9.6 %
		Y	5.17	66.95	17.49		100.0	
		Z	5.29	66.72	17.39		100.0	
10068-CAB	IEEE 802.11a/h WiFi 5 GHz (OFDM, 48 Mbps)	X	5.15	66.79	17.44	2.55	100.0	± 9.6 %
		Y	5.22	67.02	17.70		100.0	
		Z	5.36	66.88	17.63		100.0	
10069-CAB	IEEE 802.11a/h WiFi 5 GHz (OFDM, 54 Mbps)	X	5.23	66.78	17.61	2.67	100.0	± 9.6 %
		Y	5.30	67.00	17.88		100.0	
		Z	5.43	66.80	17.79		100.0	
10071-CAB	IEEE 802.11g WiFi 2.4 GHz (DSSS/OFDM, 9 Mbps)	X	4.93	66.44	17.12	1.99	100.0	± 9.6 %
		Y	4.97	66.61	17.34		100.0	
		Z	5.06	66.38	17.23		100.0	
10072-CAB	IEEE 802.11g WiFi 2.4 GHz (DSSS/OFDM, 12 Mbps)	X	4.90	66.71	17.28	2.30	100.0	± 9.6 %
		Y	4.95	66.92	17.53		100.0	
		Z	5.05	66.71	17.42		100.0	
10073-CAB	IEEE 802.11g WiFi 2.4 GHz (DSSS/OFDM, 18 Mbps)	X	4.94	66.81	17.53	2.83	100.0	± 9.6 %
		Y	5.00	67.03	17.80		100.0	
		Z	5.09	66.79	17.68		100.0	
10074-CAB	IEEE 802.11g WiFi 2.4 GHz (DSSS/OFDM, 24 Mbps)	X	4.92	66.68	17.64	3.30	100.0	± 9.6 %
		Y	4.97	66.89	17.92		100.0	
		Z	5.05	66.64	17.81		100.0	
10075-CAB	IEEE 802.11g WiFi 2.4 GHz (DSSS/OFDM, 36 Mbps)	X	4.96	66.78	17.91	3.82	90.0	± 9.6 %
		Y	5.01	67.04	18.23		90.0	
		Z	5.11	66.84	18.14		90.0	
10076-CAB	IEEE 802.11g WiFi 2.4 GHz (DSSS/OFDM, 48 Mbps)	X	4.97	66.56	18.00	4.15	90.0	± 9.6 %
		Y	5.01	66.78	18.31		90.0	
		Z	5.08	66.50	18.18		90.0	
10077-CAB	IEEE 802.11g WiFi 2.4 GHz (DSSS/OFDM, 54 Mbps)	X	4.99	66.62	18.09	4.30	90.0	± 9.6 %
		Y	5.03	66.84	18.39		90.0	
		Z	5.10	66.53	18.25		90.0	

10081-CAB	CDMA2000 (1xRTT, RC3)	X	0.95	67.59	13.64	0.00	150.0	± 9.6 %
		Y	1.16	70.64	15.38		150.0	
		Z	1.00	67.16	14.09		150.0	
10082-CAB	IS-54 / IS-136 FDD (TDMA/FDM, PI/4-DQPSK, Fullrate)	X	0.60	57.37	2.77	4.77	80.0	± 9.6 %
		Y	0.75	60.00	4.53		80.0	
		Z	0.77	60.00	4.83		80.0	
10090-DAB	GPRS-FDD (TDMA, GMSK, TN 0-4)	X	8.51	81.27	16.52	6.56	60.0	± 9.6 %
		Y	100.00	108.05	23.66		60.0	
		Z	100.00	111.34	25.32		60.0	
10097-CAB	UMTS-FDD (HSDPA)	X	1.90	68.28	16.17	0.00	150.0	± 9.6 %
		Y	1.99	69.20	16.79		150.0	
		Z	1.89	67.54	15.97		150.0	
10098-CAB	UMTS-FDD (HSUPA, Subtest 2)	X	1.86	68.23	16.14	0.00	150.0	± 9.6 %
		Y	1.95	69.19	16.78		150.0	
		Z	1.85	67.50	15.94		150.0	
10099-DAB	EDGE-FDD (TDMA, 8PSK, TN 0-4)	X	8.38	87.52	29.95	9.56	60.0	± 9.6 %
		Y	10.98	95.58	33.62		60.0	
		Z	8.55	87.83	30.39		60.0	
10100-CAB	LTE-FDD (SC-FDMA, 100% RB, 20 MHz, QPSK)	X	3.23	70.79	17.06	0.00	150.0	± 9.6 %
		Y	3.41	71.78	17.57		150.0	
		Z	3.32	70.68	16.93		150.0	
10101-CAB	LTE-FDD (SC-FDMA, 100% RB, 20 MHz, 16-QAM)	X	3.30	67.71	16.16	0.00	150.0	± 9.6 %
		Y	3.37	68.16	16.45		150.0	
		Z	3.40	67.70	16.13		150.0	
10102-CAB	LTE-FDD (SC-FDMA, 100% RB, 20 MHz, 64-QAM)	X	3.40	67.69	16.25	0.00	150.0	± 9.6 %
		Y	3.47	68.06	16.51		150.0	
		Z	3.50	67.64	16.22		150.0	
10103-CAB	LTE-TDD (SC-FDMA, 100% RB, 20 MHz, QPSK)	X	5.69	73.19	19.02	3.98	65.0	± 9.6 %
		Y	6.17	74.96	19.98		65.0	
		Z	5.81	73.32	19.29		65.0	
10104-CAB	LTE-TDD (SC-FDMA, 100% RB, 20 MHz, 16-QAM)	X	6.05	72.46	19.54	3.98	65.0	± 9.6 %
		Y	6.18	73.22	20.12		65.0	
		Z	6.17	72.56	19.81		65.0	
10105-CAB	LTE-TDD (SC-FDMA, 100% RB, 20 MHz, 64-QAM)	X	5.63	70.95	19.16	3.98	65.0	± 9.6 %
		Y	5.99	72.46	20.09		65.0	
		Z	5.69	70.87	19.35		65.0	
10108-CAC	LTE-FDD (SC-FDMA, 100% RB, 10 MHz, QPSK)	X	2.83	70.04	16.91	0.00	150.0	± 9.6 %
		Y	2.98	71.00	17.43		150.0	
		Z	2.93	69.87	16.76		150.0	
10109-CAC	LTE-FDD (SC-FDMA, 100% RB, 10 MHz, 16-QAM)	X	2.96	67.63	16.10	0.00	150.0	± 9.6 %
		Y	3.03	68.09	16.42		150.0	
		Z	3.07	67.52	16.08		150.0	
10110-CAC	LTE-FDD (SC-FDMA, 100% RB, 5 MHz, QPSK)	X	2.30	69.18	16.55	0.00	150.0	± 9.6 %
		Y	2.44	70.23	17.16		150.0	
		Z	2.41	68.88	16.42		150.0	
10111-CAC	LTE-FDD (SC-FDMA, 100% RB, 5 MHz, 16-QAM)	X	2.70	68.70	16.54	0.00	150.0	± 9.6 %
		Y	2.78	69.16	16.89		150.0	
		Z	2.78	68.21	16.45		150.0	

10112-CAC	LTE-FDD (SC-FDMA, 100% RB, 10 MHz, 64-QAM)	X	3.08	67.62	16.16	0.00	150.0	± 9.6 %
		Y	3.15	68.01	16.44		150.0	
		Z	3.19	67.46	16.12		150.0	
10113-CAC	LTE-FDD (SC-FDMA, 100% RB, 5 MHz, 64-QAM)	X	2.86	68.84	16.66	0.00	150.0	± 9.6 %
		Y	2.93	69.21	16.97		150.0	
		Z	2.94	68.29	16.56		150.0	
10114-CAB	IEEE 802.11n (HT Greenfield, 13.5 Mbps, BPSK)	X	5.18	67.28	16.58	0.00	150.0	± 9.6 %
		Y	5.20	67.36	16.66		150.0	
		Z	5.26	67.11	16.50		150.0	
10115-CAB	IEEE 802.11n (HT Greenfield, 81 Mbps, 16-QAM)	X	5.47	67.42	16.65	0.00	150.0	± 9.6 %
		Y	5.52	67.56	16.76		150.0	
		Z	5.64	67.43	16.67		150.0	
10116-CAB	IEEE 802.11n (HT Greenfield, 135 Mbps, 64-QAM)	X	5.28	67.48	16.61	0.00	150.0	± 9.6 %
		Y	5.31	67.60	16.71		150.0	
		Z	5.39	67.39	16.57		150.0	
10117-CAB	IEEE 802.11n (HT Mixed, 13.5 Mbps, BPSK)	X	5.14	67.13	16.52	0.00	150.0	± 9.6 %
		Y	5.17	67.25	16.63		150.0	
		Z	5.27	67.13	16.53		150.0	
10118-CAB	IEEE 802.11n (HT Mixed, 81 Mbps, 16-QAM)	X	5.56	67.64	16.77	0.00	150.0	± 9.6 %
		Y	5.61	67.77	16.88		150.0	
		Z	5.71	67.60	16.76		150.0	
10119-CAB	IEEE 802.11n (HT Mixed, 135 Mbps, 64-QAM)	X	5.25	67.43	16.59	0.00	150.0	± 9.6 %
		Y	5.28	67.53	16.69		150.0	
		Z	5.37	67.34	16.56		150.0	
10140-CAB	LTE-FDD (SC-FDMA, 100% RB, 15 MHz, 16-QAM)	X	3.44	67.68	16.16	0.00	150.0	± 9.6 %
		Y	3.51	68.06	16.42		150.0	
		Z	3.55	67.64	16.14		150.0	
10141-CAB	LTE-FDD (SC-FDMA, 100% RB, 15 MHz, 64-QAM)	X	3.56	67.79	16.34	0.00	150.0	± 9.6 %
		Y	3.63	68.11	16.56		150.0	
		Z	3.67	67.69	16.30		150.0	
10142-CAC	LTE-FDD (SC-FDMA, 100% RB, 3 MHz, QPSK)	X	2.09	69.36	16.32	0.00	150.0	± 9.6 %
		Y	2.25	70.57	17.05		150.0	
		Z	2.19	68.88	16.26		150.0	
10143-CAC	LTE-FDD (SC-FDMA, 100% RB, 3 MHz, 16-QAM)	X	2.61	69.75	16.40	0.00	150.0	± 9.6 %
		Y	2.72	70.39	16.89		150.0	
		Z	2.67	69.00	16.41		150.0	
10144-CAC	LTE-FDD (SC-FDMA, 100% RB, 3 MHz, 64-QAM)	X	2.32	67.05	14.58	0.00	150.0	± 9.6 %
		Y	2.43	67.76	15.14		150.0	
		Z	2.46	66.90	14.91		150.0	
10145-CAC	LTE-FDD (SC-FDMA, 100% RB, 1.4 MHz, QPSK)	X	1.34	66.28	12.62	0.00	150.0	± 9.6 %
		Y	1.54	68.26	13.94		150.0	
		Z	1.57	67.41	14.13		150.0	
10146-CAC	LTE-FDD (SC-FDMA, 100% RB, 1.4 MHz, 16-QAM)	X	1.64	64.60	10.83	0.00	150.0	± 9.6 %
		Y	2.05	67.15	12.43		150.0	
		Z	2.36	68.27	13.85		150.0	
10147-CAC	LTE-FDD (SC-FDMA, 100% RB, 1.4 MHz, 64-QAM)	X	1.86	66.07	11.71	0.00	150.0	± 9.6 %
		Y	2.50	69.63	13.73		150.0	
		Z	2.82	70.78	15.17		150.0	

10149-CAB	LTE-FDD (SC-FDMA, 50% RB, 20 MHz, 16-QAM)	X	2.97	67.70	16.15	0.00	150.0	± 9.6 %
		Y	3.04	68.16	16.47		150.0	
		Z	3.08	67.58	16.13		150.0	
10150-CAB	LTE-FDD (SC-FDMA, 50% RB, 20 MHz, 64-QAM)	X	3.09	67.68	16.20	0.00	150.0	± 9.6 %
		Y	3.16	68.07	16.48		150.0	
		Z	3.20	67.52	16.17		150.0	
10151-CAB	LTE-TDD (SC-FDMA, 50% RB, 20 MHz, QPSK)	X	5.99	75.51	20.02	3.98	65.0	± 9.6 %
		Y	6.36	76.99	20.90		65.0	
		Z	6.09	75.53	20.32		65.0	
10152-CAB	LTE-TDD (SC-FDMA, 50% RB, 20 MHz, 16-QAM)	X	5.54	72.18	19.10	3.98	65.0	± 9.6 %
		Y	5.71	73.12	19.80		65.0	
		Z	5.69	72.36	19.51		65.0	
10153-CAB	LTE-TDD (SC-FDMA, 50% RB, 20 MHz, 64-QAM)	X	5.91	73.18	19.92	3.98	65.0	± 9.6 %
		Y	6.05	73.98	20.54		65.0	
		Z	6.01	73.15	20.24		65.0	
10154-CAC	LTE-FDD (SC-FDMA, 50% RB, 10 MHz, QPSK)	X	2.36	69.70	16.86	0.00	150.0	± 9.6 %
		Y	2.51	70.74	17.47		150.0	
		Z	2.47	69.42	16.75		150.0	
10155-CAC	LTE-FDD (SC-FDMA, 50% RB, 10 MHz, 16-QAM)	X	2.70	68.72	16.55	0.00	150.0	± 9.6 %
		Y	2.78	69.17	16.90		150.0	
		Z	2.78	68.20	16.45		150.0	
10156-CAC	LTE-FDD (SC-FDMA, 50% RB, 5 MHz, QPSK)	X	1.96	69.66	16.22	0.00	150.0	± 9.6 %
		Y	2.14	71.11	17.09		150.0	
		Z	2.06	69.17	16.26		150.0	
10157-CAC	LTE-FDD (SC-FDMA, 50% RB, 5 MHz, 16-QAM)	X	2.18	67.85	14.74	0.00	150.0	± 9.6 %
		Y	2.32	68.78	15.42		150.0	
		Z	2.31	67.60	15.12		150.0	
10158-CAC	LTE-FDD (SC-FDMA, 50% RB, 10 MHz, 64-QAM)	X	2.87	68.91	16.71	0.00	150.0	± 9.6 %
		Y	2.94	69.28	17.02		150.0	
		Z	2.94	68.35	16.60		150.0	
10159-CAC	LTE-FDD (SC-FDMA, 50% RB, 5 MHz, 64-QAM)	X	2.31	68.41	15.07	0.00	150.0	± 9.6 %
		Y	2.45	69.32	15.74		150.0	
		Z	2.44	68.13	15.45		150.0	
10160-CAB	LTE-FDD (SC-FDMA, 50% RB, 15 MHz, QPSK)	X	2.82	69.05	16.65	0.00	150.0	± 9.6 %
		Y	2.93	69.73	17.07		150.0	
		Z	2.91	68.73	16.50		150.0	
10161-CAB	LTE-FDD (SC-FDMA, 50% RB, 15 MHz, 16-QAM)	X	2.99	67.64	16.15	0.00	150.0	± 9.6 %
		Y	3.06	68.03	16.44		150.0	
		Z	3.09	67.43	16.12		150.0	
10162-CAB	LTE-FDD (SC-FDMA, 50% RB, 15 MHz, 64-QAM)	X	3.10	67.78	16.25	0.00	150.0	± 9.6 %
		Y	3.17	68.13	16.52		150.0	
		Z	3.20	67.48	16.19		150.0	
10166-CAC	LTE-FDD (SC-FDMA, 50% RB, 1.4 MHz, QPSK)	X	3.36	68.36	18.51	3.01	150.0	± 9.6 %
		Y	3.53	69.30	19.09		150.0	
		Z	3.62	68.52	18.65		150.0	
10167-CAC	LTE-FDD (SC-FDMA, 50% RB, 1.4 MHz, 16-QAM)	X	3.90	70.55	18.73	3.01	150.0	± 9.6 %
		Y	4.29	72.16	19.56		150.0	
		Z	4.34	70.90	18.97		150.0	

10168-CAC	LTE-FDD (SC-FDMA, 50% RB, 1.4 MHz, 64-QAM)	X	4.33	72.84	20.14	3.01	150.0	± 9.6 %
		Y	4.76	74.39	20.88		150.0	
		Z	4.75	72.87	20.21		150.0	
10169-CAB	LTE-FDD (SC-FDMA, 1 RB, 20 MHz, QPSK)	X	2.65	67.13	17.99	3.01	150.0	± 9.6 %
		Y	2.87	68.82	18.95		150.0	
		Z	3.02	68.58	18.68		150.0	
10170-CAB	LTE-FDD (SC-FDMA, 1 RB, 20 MHz, 16-QAM)	X	3.33	71.93	20.05	3.01	150.0	± 9.6 %
		Y	3.91	74.96	21.42		150.0	
		Z	4.03	74.00	20.87		150.0	
10171-AAB	LTE-FDD (SC-FDMA, 1 RB, 20 MHz, 64-QAM)	X	2.78	68.15	17.28	3.01	150.0	± 9.6 %
		Y	3.20	70.75	18.58		150.0	
		Z	3.32	69.91	18.08		150.0	
10172-CAB	LTE-TDD (SC-FDMA, 1 RB, 20 MHz, QPSK)	X	4.63	78.31	22.72	6.02	65.0	± 9.6 %
		Y	7.76	88.95	27.14		65.0	
		Z	5.95	81.91	24.44		65.0	
10173-CAB	LTE-TDD (SC-FDMA, 1 RB, 20 MHz, 16-QAM)	X	6.69	82.24	22.42	6.02	65.0	± 9.6 %
		Y	11.56	92.23	26.20		65.0	
		Z	9.46	87.18	24.62		65.0	
10174-CAB	LTE-TDD (SC-FDMA, 1 RB, 20 MHz, 64-QAM)	X	5.13	77.25	20.10	6.02	65.0	± 9.6 %
		Y	9.30	87.37	24.03		65.0	
		Z	7.14	81.53	22.17		65.0	
10175-CAC	LTE-FDD (SC-FDMA, 1 RB, 10 MHz, QPSK)	X	2.62	66.84	17.74	3.01	150.0	± 9.6 %
		Y	2.84	68.52	18.71		150.0	
		Z	2.98	68.24	18.41		150.0	
10176-CAC	LTE-FDD (SC-FDMA, 1 RB, 10 MHz, 16-QAM)	X	3.33	71.95	20.06	3.01	150.0	± 9.6 %
		Y	3.91	74.99	21.43		150.0	
		Z	4.04	74.03	20.88		150.0	
10177-CAE	LTE-FDD (SC-FDMA, 1 RB, 5 MHz, QPSK)	X	2.64	66.99	17.84	3.01	150.0	± 9.6 %
		Y	2.86	68.68	18.80		150.0	
		Z	3.01	68.43	18.53		150.0	
10178-CAC	LTE-FDD (SC-FDMA, 1 RB, 5 MHz, 16-QAM)	X	3.30	71.73	19.93	3.01	150.0	± 9.6 %
		Y	3.87	74.74	21.30		150.0	
		Z	3.98	73.72	20.71		150.0	
10179-CAC	LTE-FDD (SC-FDMA, 1 RB, 10 MHz, 64-QAM)	X	3.02	69.89	18.51	3.01	150.0	± 9.6 %
		Y	3.52	72.74	19.87		150.0	
		Z	3.63	71.76	19.30		150.0	
10180-CAC	LTE-FDD (SC-FDMA, 1 RB, 5 MHz, 64-QAM)	X	2.77	68.08	17.23	3.01	150.0	± 9.6 %
		Y	3.19	70.67	18.53		150.0	
		Z	3.31	69.81	18.01		150.0	
10181-CAB	LTE-FDD (SC-FDMA, 1 RB, 15 MHz, QPSK)	X	2.64	66.97	17.83	3.01	150.0	± 9.6 %
		Y	2.85	68.66	18.79		150.0	
		Z	3.00	68.41	18.52		150.0	
10182-CAB	LTE-FDD (SC-FDMA, 1 RB, 15 MHz, 16-QAM)	X	3.30	71.71	19.92	3.01	150.0	± 9.6 %
		Y	3.86	74.72	21.29		150.0	
		Z	3.97	73.69	20.70		150.0	
10183-AAA	LTE-FDD (SC-FDMA, 1 RB, 15 MHz, 64-QAM)	X	2.76	68.06	17.22	3.01	150.0	± 9.6 %
		Y	3.18	70.65	18.52		150.0	
		Z	3.30	69.79	18.00		150.0	

10184-CAC	LTE-FDD (SC-FDMA, 1 RB, 3 MHz, QPSK)	X	2.65	67.01	17.86	3.01	150.0	± 9.6 %
		Y	2.87	68.70	18.82		150.0	
		Z	3.01	68.45	18.54		150.0	
10185-CAC	LTE-FDD (SC-FDMA, 1 RB, 3 MHz, 16-QAM)	X	3.31	71.78	19.96	3.01	150.0	± 9.6 %
		Y	3.88	74.79	21.33		150.0	
		Z	3.99	73.77	20.74		150.0	
10186-AAC	LTE-FDD (SC-FDMA, 1 RB, 3 MHz, 64-QAM)	X	2.78	68.12	17.26	3.01	150.0	± 9.6 %
		Y	3.20	70.72	18.55		150.0	
		Z	3.32	69.86	18.04		150.0	
10187-CAC	LTE-FDD (SC-FDMA, 1 RB, 1.4 MHz, QPSK)	X	2.65	67.06	17.91	3.01	150.0	± 9.6 %
		Y	2.87	68.75	18.88		150.0	
		Z	3.02	68.48	18.58		150.0	
10188-CAC	LTE-FDD (SC-FDMA, 1 RB, 1.4 MHz, 16-QAM)	X	3.41	72.42	20.36	3.01	150.0	± 9.6 %
		Y	4.01	75.49	21.72		150.0	
		Z	4.14	74.52	21.17		150.0	
10189-AAC	LTE-FDD (SC-FDMA, 1 RB, 1.4 MHz, 64-QAM)	X	2.83	68.50	17.53	3.01	150.0	± 9.6 %
		Y	3.27	71.16	18.84		150.0	
		Z	3.39	70.29	18.33		150.0	
10193-CAB	IEEE 802.11n (HT Greenfield, 6.5 Mbps, BPSK)	X	4.57	66.69	16.29	0.00	150.0	± 9.6 %
		Y	4.60	66.79	16.40		150.0	
		Z	4.69	66.53	16.28		150.0	
10194-CAB	IEEE 802.11n (HT Greenfield, 39 Mbps, 16-QAM)	X	4.74	67.01	16.41	0.00	150.0	± 9.6 %
		Y	4.78	67.12	16.52		150.0	
		Z	4.88	66.90	16.40		150.0	
10195-CAB	IEEE 802.11n (HT Greenfield, 65 Mbps, 64-QAM)	X	4.78	67.04	16.43	0.00	150.0	± 9.6 %
		Y	4.82	67.14	16.54		150.0	
		Z	4.93	66.91	16.40		150.0	
10196-CAB	IEEE 802.11n (HT Mixed, 6.5 Mbps, BPSK)	X	4.57	66.76	16.31	0.00	150.0	± 9.6 %
		Y	4.61	66.86	16.43		150.0	
		Z	4.71	66.63	16.32		150.0	
10197-CAB	IEEE 802.11n (HT Mixed, 39 Mbps, 16-QAM)	X	4.75	67.03	16.42	0.00	150.0	± 9.6 %
		Y	4.80	67.14	16.54		150.0	
		Z	4.90	66.92	16.41		150.0	
10198-CAB	IEEE 802.11n (HT Mixed, 65 Mbps, 64-QAM)	X	4.78	67.05	16.44	0.00	150.0	± 9.6 %
		Y	4.83	67.16	16.55		150.0	
		Z	4.93	66.92	16.41		150.0	
10219-CAB	IEEE 802.11n (HT Mixed, 7.2 Mbps, BPSK)	X	4.52	66.77	16.27	0.00	150.0	± 9.6 %
		Y	4.56	66.88	16.40		150.0	
		Z	4.66	66.64	16.28		150.0	
10220-CAB	IEEE 802.11n (HT Mixed, 43.3 Mbps, 16-QAM)	X	4.75	67.00	16.41	0.00	150.0	± 9.6 %
		Y	4.79	67.11	16.53		150.0	
		Z	4.90	66.91	16.40		150.0	
10221-CAB	IEEE 802.11n (HT Mixed, 72.2 Mbps, 64-QAM)	X	4.79	66.98	16.42	0.00	150.0	± 9.6 %
		Y	4.83	67.08	16.53		150.0	
		Z	4.94	66.86	16.40		150.0	
10222-CAB	IEEE 802.11n (HT Mixed, 15 Mbps, BPSK)	X	5.12	67.14	16.52	0.00	150.0	± 9.6 %
		Y	5.15	67.26	16.62		150.0	
		Z	5.25	67.15	16.53		150.0	

10223-CAB	IEEE 802.11n (HT Mixed, 90 Mbps, 16-QAM)	X	5.42	67.35	16.64	0.00	150.0	± 9.6 %
		Y	5.46	67.44	16.73		150.0	
		Z	5.63	67.50	16.73		150.0	
10224-CAB	IEEE 802.11n (HT Mixed, 150 Mbps, 64-QAM)	X	5.16	67.26	16.51	0.00	150.0	± 9.6 %
		Y	5.20	67.37	16.61		150.0	
		Z	5.30	67.25	16.51		150.0	
10225-CAB	UMTS-FDD (HSPA+)	X	2.85	66.34	15.56	0.00	150.0	± 9.6 %
		Y	2.90	66.62	15.85		150.0	
		Z	2.95	66.07	15.65		150.0	
10226-CAA	LTE-TDD (SC-FDMA, 1 RB, 1.4 MHz, 16-QAM)	X	7.03	83.16	22.84	6.02	65.0	± 9.6 %
		Y	12.37	93.52	26.70		65.0	
		Z	9.98	88.21	25.07		65.0	
10227-CAA	LTE-TDD (SC-FDMA, 1 RB, 1.4 MHz, 64-QAM)	X	6.67	81.24	21.58	6.02	65.0	± 9.6 %
		Y	10.92	89.92	24.91		65.0	
		Z	9.08	85.42	23.57		65.0	
10228-CAA	LTE-TDD (SC-FDMA, 1 RB, 1.4 MHz, QPSK)	X	5.82	82.70	24.42	6.02	65.0	± 9.6 %
		Y	8.66	91.29	28.01		65.0	
		Z	7.51	86.59	26.22		65.0	
10229-CAB	LTE-TDD (SC-FDMA, 1 RB, 3 MHz, 16-QAM)	X	6.74	82.34	22.46	6.02	65.0	± 9.6 %
		Y	11.64	92.33	26.24		65.0	
		Z	9.52	87.27	24.66		65.0	
10230-CAB	LTE-TDD (SC-FDMA, 1 RB, 3 MHz, 64-QAM)	X	6.38	80.48	21.23	6.02	65.0	± 9.6 %
		Y	10.29	88.87	24.49		65.0	
		Z	8.67	84.58	23.21		65.0	
10231-CAB	LTE-TDD (SC-FDMA, 1 RB, 3 MHz, QPSK)	X	5.61	81.97	24.07	6.02	65.0	± 9.6 %
		Y	8.28	90.36	27.61		65.0	
		Z	7.23	85.81	25.86		65.0	
10232-CAB	LTE-TDD (SC-FDMA, 1 RB, 5 MHz, 16-QAM)	X	6.73	82.32	22.45	6.02	65.0	± 9.6 %
		Y	11.62	92.32	26.23		65.0	
		Z	9.51	87.25	24.65		65.0	
10233-CAB	LTE-TDD (SC-FDMA, 1 RB, 5 MHz, 64-QAM)	X	6.37	80.46	21.22	6.02	65.0	± 9.6 %
		Y	10.27	88.86	24.48		65.0	
		Z	8.66	84.57	23.20		65.0	
10234-CAB	LTE-TDD (SC-FDMA, 1 RB, 5 MHz, QPSK)	X	5.44	81.28	23.70	6.02	65.0	± 9.6 %
		Y	7.95	89.46	27.19		65.0	
		Z	6.99	85.05	25.48		65.0	
10235-CAB	LTE-TDD (SC-FDMA, 1 RB, 10 MHz, 16-QAM)	X	6.73	82.33	22.46	6.02	65.0	± 9.6 %
		Y	11.64	92.36	26.25		65.0	
		Z	9.51	87.27	24.66		65.0	
10236-CAB	LTE-TDD (SC-FDMA, 1 RB, 10 MHz, 64-QAM)	X	6.42	80.55	21.25	6.02	65.0	± 9.6 %
		Y	10.39	89.01	24.53		65.0	
		Z	8.73	84.68	23.23		65.0	
10237-CAB	LTE-TDD (SC-FDMA, 1 RB, 10 MHz, QPSK)	X	5.61	82.00	24.08	6.02	65.0	± 9.6 %
		Y	8.30	90.45	27.64		65.0	
		Z	7.24	85.86	25.88		65.0	
10238-CAB	LTE-TDD (SC-FDMA, 1 RB, 15 MHz, 16-QAM)	X	6.71	82.29	22.44	6.02	65.0	± 9.6 %
		Y	11.60	92.30	26.22		65.0	
		Z	9.48	87.23	24.64		65.0	

10239-CAB	LTE-TDD (SC-FDMA, 1 RB, 15 MHz, 64-QAM)	X	6.35	80.43	21.21	6.02	65.0	± 9.6 %
		Y	10.24	88.83	24.48		65.0	
		Z	8.64	84.54	23.19		65.0	
10240-CAB	LTE-TDD (SC-FDMA, 1 RB, 15 MHz, QPSK)	X	5.60	81.96	24.07	6.02	65.0	± 9.6 %
		Y	8.27	90.39	27.62		65.0	
		Z	7.22	85.81	25.86		65.0	
10241-CAA	LTE-TDD (SC-FDMA, 50% RB, 1.4 MHz, 16-QAM)	X	6.85	77.04	23.11	6.98	65.0	± 9.6 %
		Y	7.49	79.26	24.40		65.0	
		Z	7.25	77.10	23.54		65.0	
10242-CAA	LTE-TDD (SC-FDMA, 50% RB, 1.4 MHz, 64-QAM)	X	6.14	74.82	22.06	6.98	65.0	± 9.6 %
		Y	7.20	78.43	23.97		65.0	
		Z	6.54	74.89	22.49		65.0	
10243-CAA	LTE-TDD (SC-FDMA, 50% RB, 1.4 MHz, QPSK)	X	5.23	72.34	21.79	6.98	65.0	± 9.6 %
		Y	5.93	75.45	23.61		65.0	
		Z	5.51	72.34	22.13		65.0	
10244-CAB	LTE-TDD (SC-FDMA, 50% RB, 3 MHz, 16-QAM)	X	4.40	70.43	15.58	3.98	65.0	± 9.6 %
		Y	5.04	72.95	17.16		65.0	
		Z	5.35	73.61	18.17		65.0	
10245-CAB	LTE-TDD (SC-FDMA, 50% RB, 3 MHz, 64-QAM)	X	4.37	70.09	15.38	3.98	65.0	± 9.6 %
		Y	4.97	72.51	16.92		65.0	
		Z	5.33	73.32	18.00		65.0	
10246-CAB	LTE-TDD (SC-FDMA, 50% RB, 3 MHz, QPSK)	X	4.30	73.38	17.22	3.98	65.0	± 9.6 %
		Y	5.07	76.58	19.00		65.0	
		Z	5.01	76.04	19.34		65.0	
10247-CAB	LTE-TDD (SC-FDMA, 50% RB, 5 MHz, 16-QAM)	X	4.52	71.33	17.06	3.98	65.0	± 9.6 %
		Y	4.81	72.85	18.15		65.0	
		Z	4.88	72.58	18.50		65.0	
10248-CAB	LTE-TDD (SC-FDMA, 50% RB, 5 MHz, 64-QAM)	X	4.56	70.99	16.90	3.98	65.0	± 9.6 %
		Y	4.85	72.43	17.96		65.0	
		Z	4.96	72.25	18.34		65.0	
10249-CAB	LTE-TDD (SC-FDMA, 50% RB, 5 MHz, QPSK)	X	5.28	76.52	19.41	3.98	65.0	± 9.6 %
		Y	6.13	79.64	21.06		65.0	
		Z	5.67	77.77	20.67		65.0	
10250-CAB	LTE-TDD (SC-FDMA, 50% RB, 10 MHz, 16-QAM)	X	5.47	74.06	19.88	3.98	65.0	± 9.6 %
		Y	5.68	75.16	20.68		65.0	
		Z	5.59	74.19	20.44		65.0	
10251-CAB	LTE-TDD (SC-FDMA, 50% RB, 10 MHz, 64-QAM)	X	5.28	72.27	18.76	3.98	65.0	± 9.6 %
		Y	5.49	73.33	19.56		65.0	
		Z	5.45	72.47	19.36		65.0	
10252-CAB	LTE-TDD (SC-FDMA, 50% RB, 10 MHz, QPSK)	X	5.85	77.24	20.65	3.98	65.0	± 9.6 %
		Y	6.43	79.46	21.88		65.0	
		Z	5.97	77.37	21.15		65.0	
10253-CAB	LTE-TDD (SC-FDMA, 50% RB, 15 MHz, 16-QAM)	X	5.44	71.73	18.89	3.98	65.0	± 9.6 %
		Y	5.58	72.56	19.56		65.0	
		Z	5.55	71.76	19.29		65.0	
10254-CAB	LTE-TDD (SC-FDMA, 50% RB, 15 MHz, 64-QAM)	X	5.78	72.64	19.62	3.98	65.0	± 9.6 %
		Y	5.90	73.38	20.24		65.0	
		Z	5.86	72.55	19.96		65.0	

10255-CAB	LTE-TDD (SC-FDMA, 50% RB, 15 MHz, QPSK)	X	5.76	75.01	20.03	3.98	65.0	± 9.6 %
		Y	6.07	76.37	20.89		65.0	
		Z	5.82	74.90	20.31		65.0	
10256-CAA	LTE-TDD (SC-FDMA, 100% RB, 1.4 MHz, 16-QAM)	X	3.47	67.17	13.03	3.98	65.0	± 9.6 %
		Y	3.94	69.35	14.53		65.0	
		Z	4.53	71.23	16.27		65.0	
10257-CAA	LTE-TDD (SC-FDMA, 100% RB, 1.4 MHz, 64-QAM)	X	3.45	66.80	12.77	3.98	65.0	± 9.6 %
		Y	3.89	68.84	14.21		65.0	
		Z	4.52	70.83	16.01		65.0	
10258-CAA	LTE-TDD (SC-FDMA, 100% RB, 1.4 MHz, QPSK)	X	3.34	69.51	14.70	3.98	65.0	± 9.6 %
		Y	3.87	72.27	16.41		65.0	
		Z	4.23	73.43	17.64		65.0	
10259-CAB	LTE-TDD (SC-FDMA, 100% RB, 3 MHz, 16-QAM)	X	4.89	72.37	18.09	3.98	65.0	± 9.6 %
		Y	5.16	73.74	19.08		65.0	
		Z	5.16	73.13	19.18		65.0	
10260-CAB	LTE-TDD (SC-FDMA, 100% RB, 3 MHz, 64-QAM)	X	4.94	72.20	18.03	3.98	65.0	± 9.6 %
		Y	5.20	73.52	18.99		65.0	
		Z	5.23	73.01	19.14		65.0	
10261-CAB	LTE-TDD (SC-FDMA, 100% RB, 3 MHz, QPSK)	X	5.30	76.20	19.69	3.98	65.0	± 9.6 %
		Y	5.96	78.79	21.13		65.0	
		Z	5.56	76.94	20.65		65.0	
10262-CAB	LTE-TDD (SC-FDMA, 100% RB, 5 MHz, 16-QAM)	X	5.46	74.01	19.83	3.98	65.0	± 9.6 %
		Y	5.67	75.12	20.64		65.0	
		Z	5.58	74.15	20.41		65.0	
10263-CAB	LTE-TDD (SC-FDMA, 100% RB, 5 MHz, 64-QAM)	X	5.28	72.25	18.75	3.98	65.0	± 9.6 %
		Y	5.48	73.31	19.56		65.0	
		Z	5.44	72.46	19.36		65.0	
10264-CAB	LTE-TDD (SC-FDMA, 100% RB, 5 MHz, QPSK)	X	5.80	77.07	20.56	3.98	65.0	± 9.6 %
		Y	6.38	79.29	21.79		65.0	
		Z	5.93	77.23	21.07		65.0	
10265-CAB	LTE-TDD (SC-FDMA, 100% RB, 10 MHz, 16-QAM)	X	5.54	72.19	19.11	3.98	65.0	± 9.6 %
		Y	5.71	73.12	19.81		65.0	
		Z	5.69	72.36	19.52		65.0	
10266-CAB	LTE-TDD (SC-FDMA, 100% RB, 10 MHz, 64-QAM)	X	5.90	73.17	19.91	3.98	65.0	± 9.6 %
		Y	6.05	73.96	20.53		65.0	
		Z	6.01	73.14	20.23		65.0	
10267-CAB	LTE-TDD (SC-FDMA, 100% RB, 10 MHz, QPSK)	X	5.98	75.47	20.01	3.98	65.0	± 9.6 %
		Y	6.35	76.95	20.89		65.0	
		Z	6.08	75.49	20.30		65.0	
10268-CAB	LTE-TDD (SC-FDMA, 100% RB, 15 MHz, 16-QAM)	X	6.21	72.40	19.64	3.98	65.0	± 9.6 %
		Y	6.32	73.04	20.16		65.0	
		Z	6.32	72.39	19.87		65.0	
10269-CAB	LTE-TDD (SC-FDMA, 100% RB, 15 MHz, 64-QAM)	X	6.21	72.06	19.55	3.98	65.0	± 9.6 %
		Y	6.30	72.64	20.05		65.0	
		Z	6.29	72.00	19.77		65.0	
10270-CAB	LTE-TDD (SC-FDMA, 100% RB, 15 MHz, QPSK)	X	6.09	73.71	19.47	3.98	65.0	± 9.6 %
		Y	6.28	74.60	20.08		65.0	
		Z	6.17	73.66	19.67		65.0	

10274-CAB	UMTS-FDD (HSUPA, Subtest 5, 3GPP Rel8.10)	X	2.64	66.74	15.50	0.00	150.0	± 9.6 %
		Y	2.69	67.10	15.83		150.0	
		Z	2.68	66.27	15.47		150.0	
10275-CAB	UMTS-FDD (HSUPA, Subtest 5, 3GPP Rel8.4)	X	1.68	68.56	16.07	0.00	150.0	± 9.6 %
		Y	1.82	70.02	16.93		150.0	
		Z	1.71	68.06	15.90		150.0	
10277-CAA	PHS (QPSK)	X	2.36	61.61	7.31	9.03	50.0	± 9.6 %
		Y	2.39	61.94	7.61		50.0	
		Z	2.65	62.95	8.78		50.0	
10278-CAA	PHS (QPSK, BW 884MHz, Rolloff 0.5)	X	3.91	68.51	13.42	9.03	50.0	± 9.6 %
		Y	4.49	70.95	14.83		50.0	
		Z	5.58	74.75	17.31		50.0	
10279-CAA	PHS (QPSK, BW 884MHz, Rolloff 0.38)	X	4.01	68.77	13.58	9.03	50.0	± 9.6 %
		Y	4.63	71.27	15.02		50.0	
		Z	5.76	75.05	17.47		50.0	
10290-AAB	CDMA2000, RC1, SO55, Full Rate	X	1.64	70.48	14.99	0.00	150.0	± 9.6 %
		Y	2.03	73.52	16.59		150.0	
		Z	1.73	69.96	15.45		150.0	
10291-AAB	CDMA2000, RC3, SO55, Full Rate	X	0.93	67.30	13.49	0.00	150.0	± 9.6 %
		Y	1.12	70.21	15.17		150.0	
		Z	0.98	66.89	13.94		150.0	
10292-AAB	CDMA2000, RC3, SO32, Full Rate	X	1.38	73.80	16.83	0.00	150.0	± 9.6 %
		Y	2.07	80.16	19.66		150.0	
		Z	1.24	71.27	16.43		150.0	
10293-AAB	CDMA2000, RC3, SO3, Full Rate	X	3.07	85.81	21.79	0.00	150.0	± 9.6 %
		Y	6.07	96.86	25.67		150.0	
		Z	1.83	77.45	19.50		150.0	
10295-AAB	CDMA2000, RC1, SO3, 1/8th Rate 25 fr.	X	6.96	78.18	20.42	9.03	50.0	± 9.6 %
		Y	7.83	81.11	22.06		50.0	
		Z	6.78	78.87	21.87		50.0	
10297-AAA	LTE-FDD (SC-FDMA, 50% RB, 20 MHz, QPSK)	X	2.84	70.16	16.98	0.00	150.0	± 9.6 %
		Y	3.00	71.12	17.50		150.0	
		Z	2.95	69.98	16.83		150.0	
10298-AAB	LTE-FDD (SC-FDMA, 50% RB, 3 MHz, QPSK)	X	1.69	68.82	14.85	0.00	150.0	± 9.6 %
		Y	1.92	70.71	16.01		150.0	
		Z	1.84	68.81	15.45		150.0	
10299-AAB	LTE-FDD (SC-FDMA, 50% RB, 3 MHz, 16-QAM)	X	2.19	67.55	13.30	0.00	150.0	± 9.6 %
		Y	2.73	70.37	14.89		150.0	
		Z	2.77	69.78	15.28		150.0	
10300-AAB	LTE-FDD (SC-FDMA, 50% RB, 3 MHz, 64-QAM)	X	1.74	63.95	10.77	0.00	150.0	± 9.6 %
		Y	2.00	65.46	11.83		150.0	
		Z	2.23	65.89	12.71		150.0	
10301-AAA	IEEE 802.16e WiMAX (29:18, 5ms, 10MHz, QPSK, PUSC)	X	4.62	64.90	17.27	4.17	50.0	± 9.6 %
		Y	4.66	64.93	17.38		50.0	
		Z	4.85	64.86	17.39		50.0	
10302-AAA	IEEE 802.16e WiMAX (29:18, 5ms, 10MHz, QPSK, PUSC, 3 CTRL symbols)	X	5.11	65.59	18.02	4.96	50.0	± 9.6 %
		Y	5.22	65.96	18.33		50.0	
		Z	5.33	65.52	18.12		50.0	

10303-AAA	IEEE 802.16e WiMAX (31:15, 5ms, 10MHz, 64QAM, PUSC)	X	4.86	65.21	17.85	4.96	50.0	± 9.6 %
		Y	4.96	65.60	18.18		50.0	
		Z	5.09	65.21	18.01		50.0	
10304-AAA	IEEE 802.16e WiMAX (29:18, 5ms, 10MHz, 64QAM, PUSC)	X	4.67	65.13	17.38	4.17	50.0	± 9.6 %
		Y	4.77	65.45	17.65		50.0	
		Z	4.88	65.05	17.48		50.0	
10305-AAA	IEEE 802.16e WiMAX (31:15, 10ms, 10MHz, 64QAM, PUSC, 15 symbols)	X	4.29	66.71	19.24	6.02	35.0	± 9.6 %
		Y	4.41	67.36	19.84		35.0	
		Z	4.48	66.53	19.55		35.0	
10306-AAA	IEEE 802.16e WiMAX (29:18, 10ms, 10MHz, 64QAM, PUSC, 18 symbols)	X	4.61	65.80	18.84	6.02	35.0	± 9.6 %
		Y	4.71	66.29	19.31		35.0	
		Z	4.82	65.72	19.10		35.0	
10307-AAA	IEEE 802.16e WiMAX (29:18, 10ms, 10MHz, QPSK, PUSC, 18 symbols)	X	4.52	65.99	18.83	6.02	35.0	± 9.6 %
		Y	4.62	66.53	19.33		35.0	
		Z	4.74	65.99	19.12		35.0	
10308-AAA	IEEE 802.16e WiMAX (29:18, 10ms, 10MHz, 16QAM, PUSC)	X	4.49	66.16	18.95	6.02	35.0	± 9.6 %
		Y	4.60	66.71	19.46		35.0	
		Z	4.69	66.08	19.21		35.0	
10309-AAA	IEEE 802.16e WiMAX (29:18, 10ms, 10MHz, 16QAM, AMC 2x3, 18 symbols)	X	4.66	66.00	18.97	6.02	35.0	± 9.6 %
		Y	4.78	66.55	19.48		35.0	
		Z	4.90	66.00	19.26		35.0	
10310-AAA	IEEE 802.16e WiMAX (29:18, 10ms, 10MHz, QPSK, AMC 2x3, 18 symbols)	X	4.56	65.87	18.82	6.02	35.0	± 9.6 %
		Y	4.66	66.36	19.30		35.0	
		Z	4.77	65.77	19.06		35.0	
10311-AAA	LTE-FDD (SC-FDMA, 100% RB, 15 MHz, QPSK)	X	3.21	69.42	16.61	0.00	150.0	± 9.6 %
		Y	3.37	70.28	17.06		150.0	
		Z	3.31	69.30	16.49		150.0	
10313-AAA	iDEN 1:3	X	2.81	69.11	14.09	6.99	70.0	± 9.6 %
		Y	3.08	70.97	15.07		70.0	
		Z	2.93	70.30	15.05		70.0	
10314-AAA	iDEN 1:6	X	3.62	73.54	18.63	10.00	30.0	± 9.6 %
		Y	4.32	76.97	20.16		30.0	
		Z	3.95	75.50	19.89		30.0	
10315-AAB	IEEE 802.11b WiFi 2.4 GHz (DSSS, 1 Mbps, 96pc duty cycle)	X	1.10	63.87	15.37	0.17	150.0	± 9.6 %
		Y	1.11	64.51	15.98		150.0	
		Z	1.10	63.55	15.25		150.0	
10316-AAB	IEEE 802.11g WiFi 2.4 GHz (ERP-OFDM, 6 Mbps, 96pc duty cycle)	X	4.59	66.60	16.30	0.17	150.0	± 9.6 %
		Y	4.63	66.74	16.45		150.0	
		Z	4.73	66.50	16.32		150.0	
10317-AAB	IEEE 802.11a WiFi 5 GHz (OFDM, 6 Mbps, 96pc duty cycle)	X	4.59	66.60	16.30	0.17	150.0	± 9.6 %
		Y	4.63	66.74	16.45		150.0	
		Z	4.73	66.50	16.32		150.0	
10400-AAC	IEEE 802.11ac WiFi (20MHz, 64-QAM, 99pc duty cycle)	X	4.73	67.05	16.39	0.00	150.0	± 9.6 %
		Y	4.78	67.18	16.53		150.0	
		Z	4.89	66.94	16.38		150.0	
10401-AAC	IEEE 802.11ac WiFi (40MHz, 64-QAM, 99pc duty cycle)	X	5.44	67.25	16.56	0.00	150.0	± 9.6 %
		Y	5.46	67.32	16.65		150.0	
		Z	5.53	67.04	16.47		150.0	

10402-AAC	IEEE 802.11ac WiFi (80MHz, 64-QAM, 99pc duty cycle)	X	5.69	67.53	16.56	0.00	150.0	± 9.6 %
		Y	5.72	67.65	16.66		150.0	
		Z	5.83	67.58	16.59		150.0	
10403-AAB	CDMA2000 (1xEV-DO, Rev. 0)	X	1.64	70.48	14.99	0.00	115.0	± 9.6 %
		Y	2.03	73.52	16.59		115.0	
		Z	1.73	69.96	15.45		115.0	
10404-AAB	CDMA2000 (1xEV-DO, Rev. A)	X	1.64	70.48	14.99	0.00	115.0	± 9.6 %
		Y	2.03	73.52	16.59		115.0	
		Z	1.73	69.96	15.45		115.0	
10406-AAB	CDMA2000, RC3, SO32, SCH0, Full Rate	X	13.26	97.32	24.83	0.00	100.0	± 9.6 %
		Y	100.00	124.36	31.36		100.0	
		Z	10.91	94.13	24.60		100.0	
10410-AAA	LTE-TDD (SC-FDMA, 1 RB, 10 MHz, QPSK, UL Subframe=2,3,4,7,8,9)	X	0.72	60.00	3.04	2.23	80.0	± 9.6 %
		Y	0.68	60.00	3.38		80.0	
		Z	0.75	60.00	4.37		80.0	
10415-AAA	IEEE 802.11b WiFi 2.4 GHz (DSSS, 1 Mbps, 99pc duty cycle)	X	1.03	63.28	15.02	0.00	150.0	± 9.6 %
		Y	1.04	63.86	15.57		150.0	
		Z	1.03	62.95	14.84		150.0	
10416-AAA	IEEE 802.11g WiFi 2.4 GHz (ERP-OFDM, 6 Mbps, 99pc duty cycle)	X	4.57	66.73	16.35	0.00	150.0	± 9.6 %
		Y	4.60	66.83	16.47		150.0	
		Z	4.69	66.56	16.32		150.0	
10417-AAA	IEEE 802.11a/h WiFi 5 GHz (OFDM, 6 Mbps, 99pc duty cycle)	X	4.57	66.73	16.35	0.00	150.0	± 9.6 %
		Y	4.60	66.83	16.47		150.0	
		Z	4.69	66.56	16.32		150.0	
10418-AAA	IEEE 802.11g WiFi 2.4 GHz (DSSS-OFDM, 6 Mbps, 99pc duty cycle, Long preamble)	X	4.56	66.90	16.38	0.00	150.0	± 9.6 %
		Y	4.60	66.99	16.49		150.0	
		Z	4.67	66.70	16.33		150.0	
10419-AAA	IEEE 802.11g WiFi 2.4 GHz (DSSS-OFDM, 6 Mbps, 99pc duty cycle, Short preamble)	X	4.58	66.84	16.38	0.00	150.0	± 9.6 %
		Y	4.62	66.94	16.49		150.0	
		Z	4.70	66.66	16.34		150.0	
10422-AAA	IEEE 802.11n (HT Greenfield, 7.2 Mbps, BPSK)	X	4.70	66.83	16.39	0.00	150.0	± 9.6 %
		Y	4.73	66.93	16.50		150.0	
		Z	4.83	66.67	16.35		150.0	
10423-AAA	IEEE 802.11n (HT Greenfield, 43.3 Mbps, 16-QAM)	X	4.86	67.15	16.50	0.00	150.0	± 9.6 %
		Y	4.91	67.26	16.61		150.0	
		Z	5.03	67.05	16.49		150.0	
10424-AAA	IEEE 802.11n (HT Greenfield, 72.2 Mbps, 64-QAM)	X	4.78	67.10	16.47	0.00	150.0	± 9.6 %
		Y	4.83	67.22	16.59		150.0	
		Z	4.94	66.98	16.45		150.0	
10425-AAA	IEEE 802.11n (HT Greenfield, 15 Mbps, BPSK)	X	5.39	67.41	16.65	0.00	150.0	± 9.6 %
		Y	5.43	67.52	16.75		150.0	
		Z	5.52	67.33	16.61		150.0	
10426-AAA	IEEE 802.11n (HT Greenfield, 90 Mbps, 16-QAM)	X	5.40	67.45	16.67	0.00	150.0	± 9.6 %
		Y	5.43	67.53	16.75		150.0	
		Z	5.53	67.36	16.63		150.0	

10427-AAA	IEEE 802.11n (HT Greenfield, 150 Mbps, 64-QAM)	X	5.41	67.42	16.64	0.00	150.0	± 9.6 %
		Y	5.44	67.51	16.73		150.0	
		Z	5.55	67.37	16.63		150.0	
10430-AAA	LTE-FDD (OFDMA, 5 MHz, E-TM 3.1)	X	4.45	71.73	18.77	0.00	150.0	± 9.6 %
		Y	4.40	71.27	18.63		150.0	
		Z	4.47	70.59	18.48		150.0	
10431-AAA	LTE-FDD (OFDMA, 10 MHz, E-TM 3.1)	X	4.25	67.32	16.37	0.00	150.0	± 9.6 %
		Y	4.31	67.47	16.53		150.0	
		Z	4.42	67.11	16.39		150.0	
10432-AAA	LTE-FDD (OFDMA, 15 MHz, E-TM 3.1)	X	4.55	67.17	16.43	0.00	150.0	± 9.6 %
		Y	4.60	67.29	16.56		150.0	
		Z	4.71	67.02	16.42		150.0	
10433-AAA	LTE-FDD (OFDMA, 20 MHz, E-TM 3.1)	X	4.80	67.14	16.50	0.00	150.0	± 9.6 %
		Y	4.84	67.25	16.61		150.0	
		Z	4.95	67.03	16.48		150.0	
10434-AAA	W-CDMA (BS Test Model 1, 64 DPCH)	X	4.61	72.82	18.83	0.00	150.0	± 9.6 %
		Y	4.55	72.29	18.69		150.0	
		Z	4.58	71.41	18.52		150.0	
10435-AAA	LTE-TDD (SC-FDMA, 1 RB, 20 MHz, QPSK, UL Subframe=2,3,4,7,8,9)	X	0.73	60.00	3.01	2.23	80.0	± 9.6 %
		Y	0.68	60.00	3.36		80.0	
		Z	0.75	60.00	4.36		80.0	
10447-AAA	LTE-FDD (OFDMA, 5 MHz, E-TM 3.1, Clipping 44%)	X	3.55	67.41	15.73	0.00	150.0	± 9.6 %
		Y	3.63	67.67	16.01		150.0	
		Z	3.73	67.17	15.91		150.0	
10448-AAA	LTE-FDD (OFDMA, 10 MHz, E-TM 3.1, Clipping 44%)	X	4.09	67.11	16.23	0.00	150.0	± 9.6 %
		Y	4.15	67.25	16.40		150.0	
		Z	4.24	66.89	16.24		150.0	
10449-AAA	LTE-FDD (OFDMA, 15 MHz, E-TM 3.1, Clipping 44%)	X	4.36	67.00	16.34	0.00	150.0	± 9.6 %
		Y	4.41	67.13	16.47		150.0	
		Z	4.50	66.84	16.32		150.0	
10450-AAA	LTE-FDD (OFDMA, 20 MHz, E-TM 3.1, Clipping 44%)	X	4.56	66.91	16.35	0.00	150.0	± 9.6 %
		Y	4.60	67.03	16.48		150.0	
		Z	4.68	66.78	16.33		150.0	
10451-AAA	W-CDMA (BS Test Model 1, 64 DPCH, Clipping 44%)	X	3.45	67.62	15.36	0.00	150.0	± 9.6 %
		Y	3.55	67.96	15.70		150.0	
		Z	3.66	67.46	15.67		150.0	
10456-AAA	IEEE 802.11ac WiFi (160MHz, 64-QAM, 99pc duty cycle)	X	6.26	67.94	16.78	0.00	150.0	± 9.6 %
		Y	6.28	68.03	16.86		150.0	
		Z	6.38	67.96	16.79		150.0	
10457-AAA	UMTS-FDD (DC-HSDPA)	X	3.82	65.36	16.06	0.00	150.0	± 9.6 %
		Y	3.83	65.45	16.19		150.0	
		Z	3.87	65.19	16.05		150.0	
10458-AAA	CDMA2000 (1xEV-DO, Rev. B, 2 carriers)	X	3.25	66.87	14.70	0.00	150.0	± 9.6 %
		Y	3.37	67.28	15.13		150.0	
		Z	3.47	66.67	15.15		150.0	
10459-AAA	CDMA2000 (1xEV-DO, Rev. B, 3 carriers)	X	4.42	65.45	15.79	0.00	150.0	± 9.6 %
		Y	4.47	65.46	15.97		150.0	
		Z	4.68	65.26	16.05		150.0	

10460-AAA	UMTS-FDD (WCDMA, AMR)	X	0.97	69.30	16.98	0.00	150.0	± 9.6 %
		Y	1.12	72.49	18.75		150.0	
		Z	0.95	68.36	16.51		150.0	
10461-AAA	LTE-TDD (SC-FDMA, 1 RB, 1.4 MHz, QPSK, UL Subframe=2,3,4,7,8,9)	X	2.00	70.76	15.49	3.29	80.0	± 9.6 %
		Y	8.58	90.35	22.50		80.0	
		Z	5.73	83.80	20.83		80.0	
10462-AAA	LTE-TDD (SC-FDMA, 1 RB, 1.4 MHz, 16-QAM, UL Subframe=2,3,4,7,8,9)	X	0.92	60.00	7.79	3.23	80.0	± 9.6 %
		Y	1.03	61.08	8.56		80.0	
		Z	1.56	63.86	10.58		80.0	
10463-AAA	LTE-TDD (SC-FDMA, 1 RB, 1.4 MHz, 64-QAM, UL Subframe=2,3,4,7,8,9)	X	0.94	60.00	7.31	3.23	80.0	± 9.6 %
		Y	0.94	60.00	7.51		80.0	
		Z	1.28	61.47	8.99		80.0	
10464-AAA	LTE-TDD (SC-FDMA, 1 RB, 3 MHz, QPSK, UL Subframe=2,3,4,7,8,9)	X	1.64	68.18	13.89	3.23	80.0	± 9.6 %
		Y	5.92	84.53	20.09		80.0	
		Z	4.51	80.04	19.05		80.0	
10465-AAA	LTE-TDD (SC-FDMA, 1 RB, 3 MHz, 16-QAM, UL Subframe=2,3,4,7,8,9)	X	0.92	60.00	7.73	3.23	80.0	± 9.6 %
		Y	0.98	60.61	8.25		80.0	
		Z	1.45	63.13	10.17		80.0	
10466-AAA	LTE-TDD (SC-FDMA, 1 RB, 3 MHz, 64-QAM, UL Subframe=2,3,4,7,8,9)	X	0.94	60.00	7.26	3.23	80.0	± 9.6 %
		Y	0.94	60.00	7.46		80.0	
		Z	1.23	61.06	8.73		80.0	
10467-AAA	LTE-TDD (SC-FDMA, 1 RB, 5 MHz, QPSK, UL Subframe=2,3,4,7,8,9)	X	1.68	68.56	14.08	3.23	80.0	± 9.6 %
		Y	6.58	85.94	20.55		80.0	
		Z	4.80	80.91	19.37		80.0	
10468-AAA	LTE-TDD (SC-FDMA, 1 RB, 5 MHz, 16-QAM, UL Subframe=2,3,4,7,8,9)	X	0.91	60.00	7.74	3.23	80.0	± 9.6 %
		Y	0.99	60.72	8.32		80.0	
		Z	1.47	63.29	10.26		80.0	
10469-AAA	LTE-TDD (SC-FDMA, 1 RB, 5 MHz, 64-QAM, UL Subframe=2,3,4,7,8,9)	X	0.94	60.00	7.26	3.23	80.0	± 9.6 %
		Y	0.94	60.00	7.45		80.0	
		Z	1.22	61.07	8.73		80.0	
10470-AAA	LTE-TDD (SC-FDMA, 1 RB, 10 MHz, QPSK, UL Subframe=2,3,4,7,8,9)	X	1.67	68.54	14.07	3.23	80.0	± 9.6 %
		Y	6.57	85.96	20.55		80.0	
		Z	4.78	80.90	19.36		80.0	
10471-AAA	LTE-TDD (SC-FDMA, 1 RB, 10 MHz, 16-QAM, UL Subframe=2,3,4,7,8,9)	X	0.91	60.00	7.73	3.23	80.0	± 9.6 %
		Y	0.98	60.68	8.29		80.0	
		Z	1.46	63.25	10.23		80.0	
10472-AAA	LTE-TDD (SC-FDMA, 1 RB, 10 MHz, 64-QAM, UL Subframe=2,3,4,7,8,9)	X	0.94	60.00	7.25	3.23	80.0	± 9.6 %
		Y	0.94	60.00	7.44		80.0	
		Z	1.22	61.03	8.70		80.0	
10473-AAA	LTE-TDD (SC-FDMA, 1 RB, 15 MHz, QPSK, UL Subframe=2,3,4,7,8,9)	X	1.67	68.52	14.05	3.23	80.0	± 9.6 %
		Y	6.55	85.90	20.53		80.0	
		Z	4.77	80.86	19.34		80.0	
10474-AAA	LTE-TDD (SC-FDMA, 1 RB, 15 MHz, 16-QAM, UL Subframe=2,3,4,7,8,9)	X	0.91	60.00	7.73	3.23	80.0	± 9.6 %
		Y	0.98	60.66	8.27		80.0	
		Z	1.46	63.22	10.22		80.0	
10475-AAA	LTE-TDD (SC-FDMA, 1 RB, 15 MHz, 64-QAM, UL Subframe=2,3,4,7,8,9)	X	0.94	60.00	7.25	3.23	80.0	± 9.6 %
		Y	0.94	60.00	7.44		80.0	
		Z	1.22	61.02	8.70		80.0	

10477-AAA	LTE-TDD (SC-FDMA, 1 RB, 20 MHz, 16-QAM, UL Subframe=2,3,4,7,8,9)	X	0.91	60.00	7.71	3.23	80.0	± 9.6 %
		Y	0.97	60.55	8.20		80.0	
		Z	1.44	63.08	10.13		80.0	
10478-AAA	LTE-TDD (SC-FDMA, 1 RB, 20 MHz, 64-QAM, UL Subframe=2,3,4,7,8,9)	X	0.94	60.00	7.24	3.23	80.0	± 9.6 %
		Y	0.94	60.00	7.43		80.0	
		Z	1.21	60.99	8.67		80.0	
10479-AAA	LTE-TDD (SC-FDMA, 50% RB, 1.4 MHz, QPSK, UL Subframe=2,3,4,7,8,9)	X	0.95	60.00	5.82	1.99	80.0	± 9.6 %
		Y	0.92	60.00	6.29		80.0	
		Z	0.98	60.00	7.60		80.0	
10480-AAA	LTE-TDD (SC-FDMA, 50% RB, 1.4 MHz, 16-QAM, UL Subframe=2,3,4,7,8,9)	X	1.29	60.00	5.13	1.99	80.0	± 9.6 %
		Y	1.24	60.00	5.53		80.0	
		Z	1.27	60.00	6.83		80.0	
10481-AAA	LTE-TDD (SC-FDMA, 50% RB, 1.4 MHz, 64-QAM, UL Subframe=2,3,4,7,8,9)	X	1.38	60.00	4.87	1.99	80.0	± 9.6 %
		Y	1.30	60.00	5.29		80.0	
		Z	1.30	60.00	6.60		80.0	
10482-AAA	LTE-TDD (SC-FDMA, 50% RB, 3 MHz, QPSK, UL Subframe=2,3,4,7,8,9)	X	1.80	65.32	12.67	1.99	80.0	± 9.6 %
		Y	2.45	69.59	15.01		80.0	
		Z	2.44	68.90	15.30		80.0	
10483-AAA	LTE-TDD (SC-FDMA, 50% RB, 3 MHz, 16-QAM, UL Subframe=2,3,4,7,8,9)	X	2.00	63.35	11.20	1.99	80.0	± 9.6 %
		Y	2.66	66.99	13.38		80.0	
		Z	3.12	68.57	14.87		80.0	
10484-AAA	LTE-TDD (SC-FDMA, 50% RB, 3 MHz, 64-QAM, UL Subframe=2,3,4,7,8,9)	X	2.01	63.13	11.12	1.99	80.0	± 9.6 %
		Y	2.60	66.51	13.20		80.0	
		Z	3.09	68.18	14.73		80.0	
10485-AAA	LTE-TDD (SC-FDMA, 50% RB, 5 MHz, QPSK, UL Subframe=2,3,4,7,8,9)	X	2.39	68.72	15.30	1.99	80.0	± 9.6 %
		Y	3.15	73.04	17.51		80.0	
		Z	2.83	70.70	16.85		80.0	
10486-AAA	LTE-TDD (SC-FDMA, 50% RB, 5 MHz, 16-QAM, UL Subframe=2,3,4,7,8,9)	X	2.42	65.67	13.59	1.99	80.0	± 9.6 %
		Y	2.81	68.02	15.07		80.0	
		Z	2.84	67.42	15.25		80.0	
10487-AAA	LTE-TDD (SC-FDMA, 50% RB, 5 MHz, 64-QAM, UL Subframe=2,3,4,7,8,9)	X	2.44	65.45	13.49	1.99	80.0	± 9.6 %
		Y	2.81	67.66	14.91		80.0	
		Z	2.87	67.19	15.16		80.0	
10488-AAA	LTE-TDD (SC-FDMA, 50% RB, 10 MHz, QPSK, UL Subframe=2,3,4,7,8,9)	X	2.96	69.84	16.73	1.99	80.0	± 9.6 %
		Y	3.52	72.86	18.30		80.0	
		Z	3.28	70.80	17.48		80.0	
10489-AAA	LTE-TDD (SC-FDMA, 50% RB, 10 MHz, 16-QAM, UL Subframe=2,3,4,7,8,9)	X	3.01	67.19	15.77	1.99	80.0	± 9.6 %
		Y	3.26	68.65	16.74		80.0	
		Z	3.22	67.65	16.42		80.0	
10490-AAA	LTE-TDD (SC-FDMA, 50% RB, 10 MHz, 64-QAM, UL Subframe=2,3,4,7,8,9)	X	3.11	67.12	15.78	1.99	80.0	± 9.6 %
		Y	3.35	68.47	16.70		80.0	
		Z	3.33	67.53	16.40		80.0	
10491-AAA	LTE-TDD (SC-FDMA, 50% RB, 15 MHz, QPSK, UL Subframe=2,3,4,7,8,9)	X	3.29	69.03	16.67	1.99	80.0	± 9.6 %
		Y	3.67	71.05	17.79		80.0	
		Z	3.54	69.64	17.16		80.0	
10492-AAA	LTE-TDD (SC-FDMA, 50% RB, 15 MHz, 16-QAM, UL Subframe=2,3,4,7,8,9)	X	3.43	66.97	16.12	1.99	80.0	± 9.6 %
		Y	3.61	67.99	16.83		80.0	
		Z	3.61	67.22	16.52		80.0	

10493-AAA	LTE-TDD (SC-FDMA, 50% RB, 15 MHz, 64-QAM, UL Subframe=2,3,4,7,8,9)	X	3.50	66.90	16.11	1.99	80.0	± 9.6 %
		Y	3.67	67.85	16.79		80.0	
		Z	3.69	67.13	16.51		80.0	
10494-AAA	LTE-TDD (SC-FDMA, 50% RB, 20 MHz, QPSK, UL Subframe=2,3,4,7,8,9)	X	3.51	70.19	16.96	1.99	80.0	± 9.6 %
		Y	4.05	72.69	18.25		80.0	
		Z	3.84	71.09	17.53		80.0	
10495-AAA	LTE-TDD (SC-FDMA, 50% RB, 20 MHz, 16-QAM, UL Subframe=2,3,4,7,8,9)	X	3.46	67.32	16.29	1.99	80.0	± 9.6 %
		Y	3.65	68.43	17.04		80.0	
		Z	3.64	67.68	16.71		80.0	
10496-AAA	LTE-TDD (SC-FDMA, 50% RB, 20 MHz, 64-QAM, UL Subframe=2,3,4,7,8,9)	X	3.55	67.15	16.28	1.99	80.0	± 9.6 %
		Y	3.72	68.14	16.96		80.0	
		Z	3.73	67.44	16.66		80.0	
10497-AAA	LTE-TDD (SC-FDMA, 100% RB, 1.4 MHz, QPSK, UL Subframe=2,3,4,7,8,9)	X	1.19	60.95	9.43	1.99	80.0	± 9.6 %
		Y	1.47	63.55	11.23		80.0	
		Z	1.77	65.18	12.83		80.0	
10498-AAA	LTE-TDD (SC-FDMA, 100% RB, 1.4 MHz, 16-QAM, UL Subframe=2,3,4,7,8,9)	X	1.30	60.00	8.07	1.99	80.0	± 9.6 %
		Y	1.31	60.00	8.51		80.0	
		Z	1.65	61.76	10.34		80.0	
10499-AAA	LTE-TDD (SC-FDMA, 100% RB, 1.4 MHz, 64-QAM, UL Subframe=2,3,4,7,8,9)	X	1.33	60.00	7.95	1.99	80.0	± 9.6 %
		Y	1.33	60.00	8.38		80.0	
		Z	1.65	61.45	10.06		80.0	
10500-AAA	LTE-TDD (SC-FDMA, 100% RB, 3 MHz, QPSK, UL Subframe=2,3,4,7,8,9)	X	2.61	69.10	15.88	1.99	80.0	± 9.6 %
		Y	3.24	72.69	17.76		80.0	
		Z	2.96	70.41	17.01		80.0	
10501-AAA	LTE-TDD (SC-FDMA, 100% RB, 3 MHz, 16-QAM, UL Subframe=2,3,4,7,8,9)	X	2.69	66.46	14.53	1.99	80.0	± 9.6 %
		Y	3.03	68.43	15.80		80.0	
		Z	3.01	67.53	15.72		80.0	
10502-AAA	LTE-TDD (SC-FDMA, 100% RB, 3 MHz, 64-QAM, UL Subframe=2,3,4,7,8,9)	X	2.75	66.36	14.44	1.99	80.0	± 9.6 %
		Y	3.08	68.25	15.67		80.0	
		Z	3.08	67.43	15.64		80.0	
10503-AAA	LTE-TDD (SC-FDMA, 100% RB, 5 MHz, QPSK, UL Subframe=2,3,4,7,8,9)	X	2.92	69.64	16.62	1.99	80.0	± 9.6 %
		Y	3.47	72.63	18.19		80.0	
		Z	3.23	70.60	17.38		80.0	
10504-AAA	LTE-TDD (SC-FDMA, 100% RB, 5 MHz, 16-QAM, UL Subframe=2,3,4,7,8,9)	X	2.99	67.09	15.71	1.99	80.0	± 9.6 %
		Y	3.24	68.56	16.68		80.0	
		Z	3.21	67.57	16.36		80.0	
10505-AAA	LTE-TDD (SC-FDMA, 100% RB, 5 MHz, 64-QAM, UL Subframe=2,3,4,7,8,9)	X	3.10	67.03	15.72	1.99	80.0	± 9.6 %
		Y	3.33	68.38	16.64		80.0	
		Z	3.31	67.44	16.35		80.0	
10506-AAA	LTE-TDD (SC-FDMA, 100% RB, 10 MHz, QPSK, UL Subframe=2,3,4,7,8,9)	X	3.48	70.04	16.88	1.99	80.0	± 9.6 %
		Y	4.01	72.53	18.17		80.0	
		Z	3.80	70.94	17.46		80.0	
10507-AAA	LTE-TDD (SC-FDMA, 100% RB, 10 MHz, 16-QAM, UL Subframe=2,3,4,7,8,9)	X	3.44	67.26	16.25	1.99	80.0	± 9.6 %
		Y	3.63	68.37	17.00		80.0	
		Z	3.63	67.61	16.67		80.0	

10508-AAA	LTE-TDD (SC-FDMA, 100% RB, 10 MHz, 64-QAM, UL Subframe=2,3,4,7,8,9)	X	3.54	67.08	16.23	1.99	80.0	± 9.6 %
		Y	3.71	68.07	16.92		80.0	
		Z	3.72	67.37	16.62		80.0	
10509-AAA	LTE-TDD (SC-FDMA, 100% RB, 15 MHz, QPSK, UL Subframe=2,3,4,7,8,9)	X	3.89	69.27	16.68	1.99	80.0	± 9.6 %
		Y	4.25	70.96	17.61		80.0	
		Z	4.15	69.90	17.10		80.0	
10510-AAA	LTE-TDD (SC-FDMA, 100% RB, 15 MHz, 16-QAM, UL Subframe=2,3,4,7,8,9)	X	3.95	67.24	16.43	1.99	80.0	± 9.6 %
		Y	4.11	68.10	17.01		80.0	
		Z	4.14	67.56	16.74		80.0	
10511-AAA	LTE-TDD (SC-FDMA, 100% RB, 15 MHz, 64-QAM, UL Subframe=2,3,4,7,8,9)	X	4.02	67.05	16.41	1.99	80.0	± 9.6 %
		Y	4.16	67.82	16.95		80.0	
		Z	4.19	67.31	16.70		80.0	
10512-AAA	LTE-TDD (SC-FDMA, 100% RB, 20 MHz, QPSK, UL Subframe=2,3,4,7,8,9)	X	3.97	70.39	16.94	1.99	80.0	± 9.6 %
		Y	4.51	72.66	18.09		80.0	
		Z	4.31	71.32	17.48		80.0	
10513-AAA	LTE-TDD (SC-FDMA, 100% RB, 20 MHz, 16-QAM, UL Subframe=2,3,4,7,8,9)	X	3.83	67.43	16.48	1.99	80.0	± 9.6 %
		Y	4.01	68.42	17.12		80.0	
		Z	4.02	67.86	16.84		80.0	
10514-AAA	LTE-TDD (SC-FDMA, 100% RB, 20 MHz, 64-QAM, UL Subframe=2,3,4,7,8,9)	X	3.87	67.11	16.42	1.99	80.0	± 9.6 %
		Y	4.02	67.96	17.01		80.0	
		Z	4.04	67.44	16.74		80.0	
10515-AAA	IEEE 802.11b WiFi 2.4 GHz (DSSS, 2 Mbps, 99pc duty cycle)	X	1.00	63.49	15.10	0.00	150.0	± 9.6 %
		Y	1.01	64.14	15.70		150.0	
		Z	1.00	63.14	14.91		150.0	
10516-AAA	IEEE 802.11b WiFi 2.4 GHz (DSSS, 5.5 Mbps, 99pc duty cycle)	X	0.67	72.17	18.58	0.00	150.0	± 9.6 %
		Y	1.03	81.20	22.83		150.0	
		Z	0.63	70.53	17.66		150.0	
10517-AAA	IEEE 802.11b WiFi 2.4 GHz (DSSS, 11 Mbps, 99pc duty cycle)	X	0.86	65.66	15.91	0.00	150.0	± 9.6 %
		Y	0.90	67.17	16.99		150.0	
		Z	0.86	65.18	15.61		150.0	
10518-AAA	IEEE 802.11a/h WiFi 5 GHz (OFDM, 9 Mbps, 99pc duty cycle)	X	4.56	66.81	16.33	0.00	150.0	± 9.6 %
		Y	4.60	66.91	16.45		150.0	
		Z	4.69	66.64	16.31		150.0	
10519-AAA	IEEE 802.11a/h WiFi 5 GHz (OFDM, 12 Mbps, 99pc duty cycle)	X	4.75	67.04	16.45	0.00	150.0	± 9.6 %
		Y	4.79	67.15	16.57		150.0	
		Z	4.90	66.93	16.45		150.0	
10520-AAA	IEEE 802.11a/h WiFi 5 GHz (OFDM, 18 Mbps, 99pc duty cycle)	X	4.60	67.00	16.38	0.00	150.0	± 9.6 %
		Y	4.64	67.13	16.50		150.0	
		Z	4.75	66.91	16.37		150.0	
10521-AAA	IEEE 802.11a/h WiFi 5 GHz (OFDM, 24 Mbps, 99pc duty cycle)	X	4.53	67.00	16.36	0.00	150.0	± 9.6 %
		Y	4.58	67.13	16.49		150.0	
		Z	4.69	66.92	16.36		150.0	
10522-AAA	IEEE 802.11a/h WiFi 5 GHz (OFDM, 36 Mbps, 99pc duty cycle)	X	4.59	67.10	16.45	0.00	150.0	± 9.6 %
		Y	4.64	67.21	16.57		150.0	
		Z	4.73	66.89	16.39		150.0	

10523-AAA	IEEE 802.11a/h WiFi 5 GHz (OFDM, 48 Mbps, 99pc duty cycle)	X	4.47	66.97	16.30	0.00	150.0	± 9.6 %
		Y	4.51	67.08	16.42		150.0	
		Z	4.60	66.79	16.26		150.0	
10524-AAA	IEEE 802.11a/h WiFi 5 GHz (OFDM, 54 Mbps, 99pc duty cycle)	X	4.53	67.01	16.42	0.00	150.0	± 9.6 %
		Y	4.58	67.13	16.54		150.0	
		Z	4.68	66.85	16.38		150.0	
10525-AAA	IEEE 802.11ac WiFi (20MHz, MCS0, 99pc duty cycle)	X	4.53	66.07	16.01	0.00	150.0	± 9.6 %
		Y	4.56	66.17	16.13		150.0	
		Z	4.64	65.88	15.97		150.0	
10526-AAA	IEEE 802.11ac WiFi (20MHz, MCS1, 99pc duty cycle)	X	4.69	66.43	16.15	0.00	150.0	± 9.6 %
		Y	4.74	66.55	16.27		150.0	
		Z	4.84	66.29	16.12		150.0	
10527-AAA	IEEE 802.11ac WiFi (20MHz, MCS2, 99pc duty cycle)	X	4.61	66.39	16.10	0.00	150.0	± 9.6 %
		Y	4.66	66.53	16.22		150.0	
		Z	4.76	66.26	16.07		150.0	
10528-AAA	IEEE 802.11ac WiFi (20MHz, MCS3, 99pc duty cycle)	X	4.63	66.41	16.13	0.00	150.0	± 9.6 %
		Y	4.68	66.54	16.25		150.0	
		Z	4.77	66.28	16.10		150.0	
10529-AAA	IEEE 802.11ac WiFi (20MHz, MCS4, 99pc duty cycle)	X	4.63	66.41	16.13	0.00	150.0	± 9.6 %
		Y	4.68	66.54	16.25		150.0	
		Z	4.77	66.28	16.10		150.0	
10531-AAA	IEEE 802.11ac WiFi (20MHz, MCS6, 99pc duty cycle)	X	4.62	66.51	16.14	0.00	150.0	± 9.6 %
		Y	4.68	66.66	16.28		150.0	
		Z	4.79	66.43	16.13		150.0	
10532-AAA	IEEE 802.11ac WiFi (20MHz, MCS7, 99pc duty cycle)	X	4.48	66.37	16.08	0.00	150.0	± 9.6 %
		Y	4.53	66.52	16.22		150.0	
		Z	4.63	66.29	16.07		150.0	
10533-AAA	IEEE 802.11ac WiFi (20MHz, MCS8, 99pc duty cycle)	X	4.64	66.46	16.12	0.00	150.0	± 9.6 %
		Y	4.69	66.59	16.24		150.0	
		Z	4.79	66.30	16.08		150.0	
10534-AAA	IEEE 802.11ac WiFi (40MHz, MCS0, 99pc duty cycle)	X	5.17	66.49	16.17	0.00	150.0	± 9.6 %
		Y	5.20	66.61	16.28		150.0	
		Z	5.29	66.44	16.16		150.0	
10535-AAA	IEEE 802.11ac WiFi (40MHz, MCS1, 99pc duty cycle)	X	5.24	66.68	16.26	0.00	150.0	± 9.6 %
		Y	5.27	66.78	16.35		150.0	
		Z	5.36	66.58	16.21		150.0	
10536-AAA	IEEE 802.11ac WiFi (40MHz, MCS2, 99pc duty cycle)	X	5.10	66.63	16.22	0.00	150.0	± 9.6 %
		Y	5.14	66.75	16.32		150.0	
		Z	5.23	66.57	16.19		150.0	
10537-AAA	IEEE 802.11ac WiFi (40MHz, MCS3, 99pc duty cycle)	X	5.16	66.59	16.20	0.00	150.0	± 9.6 %
		Y	5.20	66.71	16.30		150.0	
		Z	5.30	66.55	16.18		150.0	
10538-AAA	IEEE 802.11ac WiFi (40MHz, MCS4, 99pc duty cycle)	X	5.25	66.60	16.25	0.00	150.0	± 9.6 %
		Y	5.29	66.73	16.35		150.0	
		Z	5.41	66.62	16.26		150.0	
10540-AAA	IEEE 802.11ac WiFi (40MHz, MCS6, 99pc duty cycle)	X	5.19	66.63	16.28	0.00	150.0	± 9.6 %
		Y	5.22	66.75	16.38		150.0	
		Z	5.31	66.56	16.24		150.0	

10541-AAA	IEEE 802.11ac WiFi (40MHz, MCS7, 99pc duty cycle)	X	5.15	66.49	16.20	0.00	150.0	± 9.6 %
		Y	5.19	66.61	16.30		150.0	
		Z	5.29	66.47	16.19		150.0	
10542-AAA	IEEE 802.11ac WiFi (40MHz, MCS8, 99pc duty cycle)	X	5.31	66.56	16.24	0.00	150.0	± 9.6 %
		Y	5.35	66.67	16.34		150.0	
		Z	5.44	66.51	16.23		150.0	
10543-AAA	IEEE 802.11ac WiFi (40MHz, MCS9, 99pc duty cycle)	X	5.38	66.59	16.28	0.00	150.0	± 9.6 %
		Y	5.43	66.70	16.38		150.0	
		Z	5.53	66.52	16.25		150.0	
10544-AAA	IEEE 802.11ac WiFi (80MHz, MCS0, 99pc duty cycle)	X	5.48	66.59	16.16	0.00	150.0	± 9.6 %
		Y	5.51	66.70	16.25		150.0	
		Z	5.57	66.55	16.14		150.0	
10545-AAA	IEEE 802.11ac WiFi (80MHz, MCS1, 99pc duty cycle)	X	5.68	67.02	16.33	0.00	150.0	± 9.6 %
		Y	5.71	67.13	16.41		150.0	
		Z	5.79	66.97	16.29		150.0	
10546-AAA	IEEE 802.11ac WiFi (80MHz, MCS2, 99pc duty cycle)	X	5.54	66.80	16.23	0.00	150.0	± 9.6 %
		Y	5.58	66.93	16.33		150.0	
		Z	5.67	66.84	16.25		150.0	
10547-AAA	IEEE 802.11ac WiFi (80MHz, MCS3, 99pc duty cycle)	X	5.61	66.84	16.24	0.00	150.0	± 9.6 %
		Y	5.65	66.96	16.34		150.0	
		Z	5.76	66.91	16.27		150.0	
10548-AAA	IEEE 802.11ac WiFi (80MHz, MCS4, 99pc duty cycle)	X	5.87	67.78	16.68	0.00	150.0	± 9.6 %
		Y	5.93	67.99	16.82		150.0	
		Z	6.09	68.03	16.80		150.0	
10550-AAA	IEEE 802.11ac WiFi (80MHz, MCS6, 99pc duty cycle)	X	5.57	66.83	16.25	0.00	150.0	± 9.6 %
		Y	5.60	66.93	16.34		150.0	
		Z	5.69	66.78	16.23		150.0	
10551-AAA	IEEE 802.11ac WiFi (80MHz, MCS7, 99pc duty cycle)	X	5.58	66.87	16.23	0.00	150.0	± 9.6 %
		Y	5.61	66.98	16.33		150.0	
		Z	5.71	66.88	16.24		150.0	
10552-AAA	IEEE 802.11ac WiFi (80MHz, MCS8, 99pc duty cycle)	X	5.49	66.66	16.14	0.00	150.0	± 9.6 %
		Y	5.52	66.77	16.23		150.0	
		Z	5.61	66.64	16.13		150.0	
10553-AAA	IEEE 802.11ac WiFi (80MHz, MCS9, 99pc duty cycle)	X	5.57	66.69	16.19	0.00	150.0	± 9.6 %
		Y	5.61	66.81	16.28		150.0	
		Z	5.70	66.69	16.18		150.0	
10554-AAA	IEEE 1602.11ac WiFi (160MHz, MCS0, 99pc duty cycle)	X	5.89	66.95	16.25	0.00	150.0	± 9.6 %
		Y	5.91	67.05	16.33		150.0	
		Z	5.98	66.93	16.24		150.0	
10555-AAA	IEEE 1602.11ac WiFi (160MHz, MCS1, 99pc duty cycle)	X	6.02	67.25	16.37	0.00	150.0	± 9.6 %
		Y	6.05	67.36	16.46		150.0	
		Z	6.13	67.27	16.38		150.0	
10556-AAA	IEEE 1602.11ac WiFi (160MHz, MCS2, 99pc duty cycle)	X	6.04	67.30	16.39	0.00	150.0	± 9.6 %
		Y	6.07	67.41	16.48		150.0	
		Z	6.14	67.28	16.38		150.0	
10557-AAA	IEEE 1602.11ac WiFi (160MHz, MCS3, 99pc duty cycle)	X	6.00	67.20	16.36	0.00	150.0	± 9.6 %
		Y	6.03	67.32	16.45		150.0	
		Z	6.12	67.24	16.38		150.0	

10558-AAA	IEEE 1602.11ac WiFi (160MHz, MCS4, 99pc duty cycle)	X	6.05	67.36	16.45	0.00	150.0	± 9.6 %
		Y	6.09	67.49	16.55		150.0	
		Z	6.19	67.44	16.49		150.0	
10560-AAA	IEEE 1602.11ac WiFi (160MHz, MCS6, 99pc duty cycle)	X	6.04	67.20	16.41	0.00	150.0	± 9.6 %
		Y	6.08	67.33	16.51		150.0	
		Z	6.17	67.26	16.44		150.0	
10561-AAA	IEEE 1602.11ac WiFi (160MHz, MCS7, 99pc duty cycle)	X	5.97	67.18	16.44	0.00	150.0	± 9.6 %
		Y	6.00	67.30	16.54		150.0	
		Z	6.09	67.21	16.46		150.0	
10562-AAA	IEEE 1602.11ac WiFi (160MHz, MCS8, 99pc duty cycle)	X	6.09	67.54	16.62	0.00	150.0	± 9.6 %
		Y	6.13	67.71	16.74		150.0	
		Z	6.25	67.71	16.71		150.0	
10563-AAA	IEEE 1602.11ac WiFi (160MHz, MCS9, 99pc duty cycle)	X	6.28	67.73	16.67	0.00	150.0	± 9.6 %
		Y	6.42	68.15	16.91		150.0	
		Z	6.58	68.23	16.91		150.0	
10564-AAA	IEEE 802.11g WiFi 2.4 GHz (DSSS-OFDM, 9 Mbps, 99pc duty cycle)	X	4.88	66.82	16.44	0.46	150.0	± 9.6 %
		Y	4.92	66.94	16.57		150.0	
		Z	5.01	66.71	16.44		150.0	
10565-AAA	IEEE 802.11g WiFi 2.4 GHz (DSSS-OFDM, 12 Mbps, 99pc duty cycle)	X	5.11	67.29	16.78	0.46	150.0	± 9.6 %
		Y	5.15	67.40	16.89		150.0	
		Z	5.28	67.22	16.79		150.0	
10566-AAA	IEEE 802.11g WiFi 2.4 GHz (DSSS-OFDM, 18 Mbps, 99pc duty cycle)	X	4.94	67.12	16.58	0.46	150.0	± 9.6 %
		Y	4.99	67.26	16.71		150.0	
		Z	5.10	67.06	16.60		150.0	
10567-AAA	IEEE 802.11g WiFi 2.4 GHz (DSSS-OFDM, 24 Mbps, 99pc duty cycle)	X	4.97	67.55	16.96	0.46	150.0	± 9.6 %
		Y	5.01	67.64	17.06		150.0	
		Z	5.13	67.47	16.96		150.0	
10568-AAA	IEEE 802.11g WiFi 2.4 GHz (DSSS-OFDM, 36 Mbps, 99pc duty cycle)	X	4.84	66.85	16.31	0.46	150.0	± 9.6 %
		Y	4.89	67.01	16.47		150.0	
		Z	5.00	66.75	16.32		150.0	
10569-AAA	IEEE 802.11g WiFi 2.4 GHz (DSSS-OFDM, 48 Mbps, 99pc duty cycle)	X	4.93	67.64	17.02	0.46	150.0	± 9.6 %
		Y	4.96	67.70	17.10		150.0	
		Z	5.06	67.47	16.97		150.0	
10570-AAA	IEEE 802.11g WiFi 2.4 GHz (DSSS-OFDM, 54 Mbps, 99pc duty cycle)	X	4.97	67.50	16.96	0.46	150.0	± 9.6 %
		Y	5.01	67.58	17.05		150.0	
		Z	5.12	67.34	16.93		150.0	
10571-AAA	IEEE 802.11b WiFi 2.4 GHz (DSSS, 1 Mbps, 90pc duty cycle)	X	1.16	64.12	15.40	0.46	130.0	± 9.6 %
		Y	1.18	64.87	16.09		130.0	
		Z	1.16	63.87	15.37		130.0	
10572-AAA	IEEE 802.11b WiFi 2.4 GHz (DSSS, 2 Mbps, 90pc duty cycle)	X	1.17	64.68	15.75	0.46	130.0	± 9.6 %
		Y	1.19	65.49	16.47		130.0	
		Z	1.17	64.40	15.71		130.0	
10573-AAA	IEEE 802.11b WiFi 2.4 GHz (DSSS, 5.5 Mbps, 90pc duty cycle)	X	1.55	80.94	21.57	0.46	130.0	± 9.6 %
		Y	4.30	99.88	28.41		130.0	
		Z	1.40	79.23	21.07		130.0	
10574-AAA	IEEE 802.11b WiFi 2.4 GHz (DSSS, 11 Mbps, 90pc duty cycle)	X	1.27	70.25	18.64	0.46	130.0	± 9.6 %
		Y	1.37	72.33	19.95		130.0	
		Z	1.25	69.67	18.44		130.0	

10575-AAA	IEEE 802.11g WiFi 2.4 GHz (DSSS-OFDM, 6 Mbps, 90pc duty cycle)	X	4.64	66.50	16.38	0.46	130.0	± 9.6 %
		Y	4.68	66.64	16.54		130.0	
		Z	4.77	66.40	16.42		130.0	
10576-AAA	IEEE 802.11g WiFi 2.4 GHz (DSSS-OFDM, 9 Mbps, 90pc duty cycle)	X	4.66	66.68	16.46	0.46	130.0	± 9.6 %
		Y	4.71	66.81	16.61		130.0	
		Z	4.80	66.57	16.49		130.0	
10577-AAA	IEEE 802.11g WiFi 2.4 GHz (DSSS-OFDM, 12 Mbps, 90pc duty cycle)	X	4.86	66.97	16.63	0.46	130.0	± 9.6 %
		Y	4.92	67.11	16.78		130.0	
		Z	5.04	66.92	16.68		130.0	
10578-AAA	IEEE 802.11g WiFi 2.4 GHz (DSSS-OFDM, 18 Mbps, 90pc duty cycle)	X	4.77	67.15	16.75	0.46	130.0	± 9.6 %
		Y	4.81	67.28	16.88		130.0	
		Z	4.93	67.09	16.78		130.0	
10579-AAA	IEEE 802.11g WiFi 2.4 GHz (DSSS-OFDM, 24 Mbps, 90pc duty cycle)	X	4.52	66.35	15.99	0.46	130.0	± 9.6 %
		Y	4.58	66.57	16.20		130.0	
		Z	4.69	66.37	16.09		130.0	
10580-AAA	IEEE 802.11g WiFi 2.4 GHz (DSSS-OFDM, 36 Mbps, 90pc duty cycle)	X	4.56	66.39	16.01	0.46	130.0	± 9.6 %
		Y	4.62	66.60	16.22		130.0	
		Z	4.73	66.35	16.08		130.0	
10581-AAA	IEEE 802.11g WiFi 2.4 GHz (DSSS-OFDM, 48 Mbps, 90pc duty cycle)	X	4.66	67.17	16.68	0.46	130.0	± 9.6 %
		Y	4.71	67.31	16.82		130.0	
		Z	4.82	67.12	16.71		130.0	
10582-AAA	IEEE 802.11g WiFi 2.4 GHz (DSSS-OFDM, 54 Mbps, 90pc duty cycle)	X	4.46	66.10	15.77	0.46	130.0	± 9.6 %
		Y	4.52	66.34	16.00		130.0	
		Z	4.64	66.12	15.87		130.0	
10583-AAA	IEEE 802.11a/h WiFi 5 GHz (OFDM, 6 Mbps, 90pc duty cycle)	X	4.64	66.50	16.38	0.46	130.0	± 9.6 %
		Y	4.68	66.64	16.54		130.0	
		Z	4.77	66.40	16.42		130.0	
10584-AAA	IEEE 802.11a/h WiFi 5 GHz (OFDM, 9 Mbps, 90pc duty cycle)	X	4.66	66.68	16.46	0.46	130.0	± 9.6 %
		Y	4.71	66.81	16.61		130.0	
		Z	4.80	66.57	16.49		130.0	
10585-AAA	IEEE 802.11a/h WiFi 5 GHz (OFDM, 12 Mbps, 90pc duty cycle)	X	4.86	66.97	16.63	0.46	130.0	± 9.6 %
		Y	4.92	67.11	16.78		130.0	
		Z	5.04	66.92	16.68		130.0	
10586-AAA	IEEE 802.11a/h WiFi 5 GHz (OFDM, 18 Mbps, 90pc duty cycle)	X	4.77	67.15	16.75	0.46	130.0	± 9.6 %
		Y	4.81	67.28	16.88		130.0	
		Z	4.93	67.09	16.78		130.0	
10587-AAA	IEEE 802.11a/h WiFi 5 GHz (OFDM, 24 Mbps, 90pc duty cycle)	X	4.52	66.35	15.99	0.46	130.0	± 9.6 %
		Y	4.58	66.57	16.20		130.0	
		Z	4.69	66.37	16.09		130.0	
10588-AAA	IEEE 802.11a/h WiFi 5 GHz (OFDM, 36 Mbps, 90pc duty cycle)	X	4.56	66.39	16.01	0.46	130.0	± 9.6 %
		Y	4.62	66.60	16.22		130.0	
		Z	4.73	66.35	16.08		130.0	
10589-AAA	IEEE 802.11a/h WiFi 5 GHz (OFDM, 48 Mbps, 90pc duty cycle)	X	4.66	67.17	16.68	0.46	130.0	± 9.6 %
		Y	4.71	67.31	16.82		130.0	
		Z	4.82	67.12	16.71		130.0	
10590-AAA	IEEE 802.11a/h WiFi 5 GHz (OFDM, 54 Mbps, 90pc duty cycle)	X	4.46	66.10	15.77	0.46	130.0	± 9.6 %
		Y	4.52	66.34	16.00		130.0	
		Z	4.64	66.12	15.87		130.0	

10591-AAA	IEEE 802.11n (HT Mixed, 20MHz, MCS0, 90pc duty cycle)	X	4.79	66.58	16.49	0.46	130.0	± 9.6 %
		Y	4.83	66.70	16.64		130.0	
		Z	4.93	66.49	16.53		130.0	
10592-AAA	IEEE 802.11n (HT Mixed, 20MHz, MCS1, 90pc duty cycle)	X	4.94	66.91	16.63	0.46	130.0	± 9.6 %
		Y	4.99	67.04	16.77		130.0	
		Z	5.10	66.84	16.66		130.0	
10593-AAA	IEEE 802.11n (HT Mixed, 20MHz, MCS2, 90pc duty cycle)	X	4.86	66.81	16.50	0.46	130.0	± 9.6 %
		Y	4.91	66.96	16.65		130.0	
		Z	5.03	66.77	16.55		130.0	
10594-AAA	IEEE 802.11n (HT Mixed, 20MHz, MCS3, 90pc duty cycle)	X	4.92	66.99	16.66	0.46	130.0	± 9.6 %
		Y	4.97	67.12	16.80		130.0	
		Z	5.08	66.92	16.70		130.0	
10595-AAA	IEEE 802.11n (HT Mixed, 20MHz, MCS4, 90pc duty cycle)	X	4.88	66.93	16.55	0.46	130.0	± 9.6 %
		Y	4.93	67.07	16.70		130.0	
		Z	5.05	66.89	16.60		130.0	
10596-AAA	IEEE 802.11n (HT Mixed, 20MHz, MCS5, 90pc duty cycle)	X	4.82	66.92	16.54	0.46	130.0	± 9.6 %
		Y	4.87	67.07	16.71		130.0	
		Z	4.99	66.87	16.59		130.0	
10597-AAA	IEEE 802.11n (HT Mixed, 20MHz, MCS6, 90pc duty cycle)	X	4.77	66.81	16.42	0.46	130.0	± 9.6 %
		Y	4.82	66.99	16.59		130.0	
		Z	4.94	66.80	16.49		130.0	
10598-AAA	IEEE 802.11n (HT Mixed, 20MHz, MCS7, 90pc duty cycle)	X	4.75	67.07	16.71	0.46	130.0	± 9.6 %
		Y	4.80	67.22	16.86		130.0	
		Z	4.92	67.06	16.77		130.0	
10599-AAA	IEEE 802.11n (HT Mixed, 40MHz, MCS0, 90pc duty cycle)	X	5.47	67.15	16.72	0.46	130.0	± 9.6 %
		Y	5.50	67.24	16.83		130.0	
		Z	5.61	67.15	16.76		130.0	
10600-AAA	IEEE 802.11n (HT Mixed, 40MHz, MCS1, 90pc duty cycle)	X	5.60	67.56	16.89	0.46	130.0	± 9.6 %
		Y	5.65	67.71	17.03		130.0	
		Z	5.81	67.73	17.02		130.0	
10601-AAA	IEEE 802.11n (HT Mixed, 40MHz, MCS2, 90pc duty cycle)	X	5.49	67.30	16.78	0.46	130.0	± 9.6 %
		Y	5.53	67.44	16.92		130.0	
		Z	5.66	67.37	16.85		130.0	
10602-AAA	IEEE 802.11n (HT Mixed, 40MHz, MCS3, 90pc duty cycle)	X	5.59	67.33	16.71	0.46	130.0	± 9.6 %
		Y	5.62	67.44	16.84		130.0	
		Z	5.75	67.36	16.76		130.0	
10603-AAA	IEEE 802.11n (HT Mixed, 40MHz, MCS4, 90pc duty cycle)	X	5.67	67.64	17.01	0.46	130.0	± 9.6 %
		Y	5.71	67.76	17.13		130.0	
		Z	5.85	67.70	17.06		130.0	
10604-AAA	IEEE 802.11n (HT Mixed, 40MHz, MCS5, 90pc duty cycle)	X	5.48	67.14	16.74	0.46	130.0	± 9.6 %
		Y	5.50	67.20	16.84		130.0	
		Z	5.62	67.10	16.76		130.0	
10605-AAA	IEEE 802.11n (HT Mixed, 40MHz, MCS6, 90pc duty cycle)	X	5.59	67.44	16.88	0.46	130.0	± 9.6 %
		Y	5.62	67.56	17.01		130.0	
		Z	5.72	67.39	16.90		130.0	
10606-AAA	IEEE 802.11n (HT Mixed, 40MHz, MCS7, 90pc duty cycle)	X	5.32	66.74	16.39	0.46	130.0	± 9.6 %
		Y	5.38	66.94	16.57		130.0	
		Z	5.49	66.84	16.49		130.0	

10607-AAA	IEEE 802.11ac WiFi (20MHz, MCS0, 90pc duty cycle)	X	4.63	65.90	16.12	0.46	130.0	± 9.6 %
		Y	4.67	66.03	16.27		130.0	
		Z	4.76	65.78	16.13		130.0	
10608-AAA	IEEE 802.11ac WiFi (20MHz, MCS1, 90pc duty cycle)	X	4.81	66.29	16.28	0.46	130.0	± 9.6 %
		Y	4.87	66.45	16.44		130.0	
		Z	4.97	66.21	16.30		130.0	
10609-AAA	IEEE 802.11ac WiFi (20MHz, MCS2, 90pc duty cycle)	X	4.70	66.13	16.11	0.46	130.0	± 9.6 %
		Y	4.75	66.30	16.28		130.0	
		Z	4.86	66.07	16.15		130.0	
10610-AAA	IEEE 802.11ac WiFi (20MHz, MCS3, 90pc duty cycle)	X	4.75	66.30	16.28	0.46	130.0	± 9.6 %
		Y	4.80	66.46	16.44		130.0	
		Z	4.91	66.23	16.31		130.0	
10611-AAA	IEEE 802.11ac WiFi (20MHz, MCS4, 90pc duty cycle)	X	4.66	66.09	16.12	0.46	130.0	± 9.6 %
		Y	4.72	66.26	16.29		130.0	
		Z	4.83	66.05	16.17		130.0	
10612-AAA	IEEE 802.11ac WiFi (20MHz, MCS5, 90pc duty cycle)	X	4.67	66.22	16.15	0.46	130.0	± 9.6 %
		Y	4.73	66.43	16.33		130.0	
		Z	4.84	66.19	16.19		130.0	
10613-AAA	IEEE 802.11ac WiFi (20MHz, MCS6, 90pc duty cycle)	X	4.67	66.11	16.03	0.46	130.0	± 9.6 %
		Y	4.74	66.32	16.22		130.0	
		Z	4.86	66.11	16.10		130.0	
10614-AAA	IEEE 802.11ac WiFi (20MHz, MCS7, 90pc duty cycle)	X	4.62	66.33	16.29	0.46	130.0	± 9.6 %
		Y	4.68	66.50	16.45		130.0	
		Z	4.79	66.30	16.34		130.0	
10615-AAA	IEEE 802.11ac WiFi (20MHz, MCS8, 90pc duty cycle)	X	4.66	65.90	15.87	0.46	130.0	± 9.6 %
		Y	4.72	66.09	16.06		130.0	
		Z	4.83	65.85	15.93		130.0	
10616-AAA	IEEE 802.11ac WiFi (40MHz, MCS0, 90pc duty cycle)	X	5.28	66.38	16.32	0.46	130.0	± 9.6 %
		Y	5.33	66.52	16.45		130.0	
		Z	5.43	66.39	16.36		130.0	
10617-AAA	IEEE 802.11ac WiFi (40MHz, MCS1, 90pc duty cycle)	X	5.35	66.56	16.38	0.46	130.0	± 9.6 %
		Y	5.39	66.69	16.51		130.0	
		Z	5.48	66.48	16.37		130.0	
10618-AAA	IEEE 802.11ac WiFi (40MHz, MCS2, 90pc duty cycle)	X	5.24	66.57	16.40	0.46	130.0	± 9.6 %
		Y	5.28	66.70	16.53		130.0	
		Z	5.38	66.55	16.43		130.0	
10619-AAA	IEEE 802.11ac WiFi (40MHz, MCS3, 90pc duty cycle)	X	5.25	66.36	16.23	0.46	130.0	± 9.6 %
		Y	5.30	66.53	16.38		130.0	
		Z	5.40	66.37	16.27		130.0	
10620-AAA	IEEE 802.11ac WiFi (40MHz, MCS4, 90pc duty cycle)	X	5.34	66.40	16.30	0.46	130.0	± 9.6 %
		Y	5.39	66.57	16.45		130.0	
		Z	5.52	66.49	16.38		130.0	
10621-AAA	IEEE 802.11ac WiFi (40MHz, MCS5, 90pc duty cycle)	X	5.35	66.56	16.51	0.46	130.0	± 9.6 %
		Y	5.38	66.67	16.62		130.0	
		Z	5.49	66.56	16.54		130.0	
10622-AAA	IEEE 802.11ac WiFi (40MHz, MCS6, 90pc duty cycle)	X	5.36	66.72	16.58	0.46	130.0	± 9.6 %
		Y	5.40	66.85	16.70		130.0	
		Z	5.49	66.68	16.58		130.0	

10623-AAA	IEEE 802.11ac WiFi (40MHz, MCS7, 90pc duty cycle)	X	5.23	66.22	16.20	0.46	130.0	± 9.6 %
		Y	5.27	66.37	16.34		130.0	
		Z	5.38	66.24	16.24		130.0	
10624-AAA	IEEE 802.11ac WiFi (40MHz, MCS8, 90pc duty cycle)	X	5.42	66.43	16.37	0.46	130.0	± 9.6 %
		Y	5.47	66.57	16.50		130.0	
		Z	5.57	66.43	16.41		130.0	
10625-AAA	IEEE 802.11ac WiFi (40MHz, MCS9, 90pc duty cycle)	X	5.78	67.38	16.89	0.46	130.0	± 9.6 %
		Y	5.86	67.62	17.07		130.0	
		Z	5.99	67.53	16.99		130.0	
10626-AAA	IEEE 802.11ac WiFi (80MHz, MCS0, 90pc duty cycle)	X	5.58	66.44	16.28	0.46	130.0	± 9.6 %
		Y	5.61	66.57	16.40		130.0	
		Z	5.69	66.43	16.30		130.0	
10627-AAA	IEEE 802.11ac WiFi (80MHz, MCS1, 90pc duty cycle)	X	5.83	67.02	16.53	0.46	130.0	± 9.6 %
		Y	5.86	67.15	16.65		130.0	
		Z	5.95	67.00	16.54		130.0	
10628-AAA	IEEE 802.11ac WiFi (80MHz, MCS2, 90pc duty cycle)	X	5.61	66.51	16.21	0.46	130.0	± 9.6 %
		Y	5.66	66.69	16.36		130.0	
		Z	5.75	66.60	16.27		130.0	
10629-AAA	IEEE 802.11ac WiFi (80MHz, MCS3, 90pc duty cycle)	X	5.68	66.56	16.23	0.46	130.0	± 9.6 %
		Y	5.75	66.79	16.40		130.0	
		Z	5.84	66.66	16.30		130.0	
10630-AAA	IEEE 802.11ac WiFi (80MHz, MCS4, 90pc duty cycle)	X	6.13	68.08	16.98	0.46	130.0	± 9.6 %
		Y	6.22	68.39	17.20		130.0	
		Z	6.43	68.55	17.23		130.0	
10631-AAA	IEEE 802.11ac WiFi (80MHz, MCS5, 90pc duty cycle)	X	6.03	67.90	17.10	0.46	130.0	± 9.6 %
		Y	6.09	68.10	17.24		130.0	
		Z	6.28	68.23	17.28		130.0	
10632-AAA	IEEE 802.11ac WiFi (80MHz, MCS6, 90pc duty cycle)	X	5.80	67.10	16.72	0.46	130.0	± 9.6 %
		Y	5.83	67.19	16.81		130.0	
		Z	5.93	67.09	16.72		130.0	
10633-AAA	IEEE 802.11ac WiFi (80MHz, MCS7, 90pc duty cycle)	X	5.67	66.68	16.33	0.46	130.0	± 9.6 %
		Y	5.72	66.84	16.46		130.0	
		Z	5.85	66.86	16.43		130.0	
10634-AAA	IEEE 802.11ac WiFi (80MHz, MCS8, 90pc duty cycle)	X	5.66	66.72	16.41	0.46	130.0	± 9.6 %
		Y	5.70	66.87	16.53		130.0	
		Z	5.82	66.84	16.49		130.0	
10635-AAA	IEEE 802.11ac WiFi (80MHz, MCS9, 90pc duty cycle)	X	5.53	66.00	15.77	0.46	130.0	± 9.6 %
		Y	5.59	66.22	15.94		130.0	
		Z	5.70	66.15	15.87		130.0	
10636-AAA	IEEE 1602.11ac WiFi (160MHz, MCS0, 90pc duty cycle)	X	6.00	66.81	16.37	0.46	130.0	± 9.6 %
		Y	6.03	66.94	16.49		130.0	
		Z	6.10	66.84	16.41		130.0	
10637-AAA	IEEE 1602.11ac WiFi (160MHz, MCS1, 90pc duty cycle)	X	6.16	67.20	16.55	0.46	130.0	± 9.6 %
		Y	6.19	67.33	16.66		130.0	
		Z	6.27	67.24	16.58		130.0	
10638-AAA	IEEE 1602.11ac WiFi (160MHz, MCS2, 90pc duty cycle)	X	6.15	67.16	16.50	0.46	130.0	± 9.6 %
		Y	6.19	67.30	16.62		130.0	
		Z	6.27	67.20	16.54		130.0	

10639-AAA	IEEE 1602.11ac WiFi (160MHz, MCS3, 90pc duty cycle)	X	6.13	67.11	16.52	0.46	130.0	± 9.6 %
		Y	6.17	67.26	16.65		130.0	
		Z	6.27	67.22	16.60		130.0	
10640-AAA	IEEE 1602.11ac WiFi (160MHz, MCS4, 90pc duty cycle)	X	6.13	67.11	16.46	0.46	130.0	± 9.6 %
		Y	6.18	67.29	16.61		130.0	
		Z	6.30	67.29	16.57		130.0	
10641-AAA	IEEE 1602.11ac WiFi (160MHz, MCS5, 90pc duty cycle)	X	6.18	67.03	16.44	0.46	130.0	± 9.6 %
		Y	6.21	67.15	16.56		130.0	
		Z	6.29	67.03	16.46		130.0	
10642-AAA	IEEE 1602.11ac WiFi (160MHz, MCS6, 90pc duty cycle)	X	6.22	67.29	16.75	0.46	130.0	± 9.6 %
		Y	6.26	67.42	16.86		130.0	
		Z	6.36	67.38	16.81		130.0	
10643-AAA	IEEE 1602.11ac WiFi (160MHz, MCS7, 90pc duty cycle)	X	6.06	66.96	16.47	0.46	130.0	± 9.6 %
		Y	6.09	67.11	16.60		130.0	
		Z	6.19	67.03	16.53		130.0	
10644-AAA	IEEE 1602.11ac WiFi (160MHz, MCS8, 90pc duty cycle)	X	6.21	67.43	16.73	0.46	130.0	± 9.6 %
		Y	6.27	67.66	16.90		130.0	
		Z	6.42	67.74	16.91		130.0	
10645-AAA	IEEE 1602.11ac WiFi (160MHz, MCS9, 90pc duty cycle)	X	6.50	67.90	16.92	0.46	130.0	± 9.6 %
		Y	6.70	68.50	17.27		130.0	
		Z	6.78	68.33	17.14		130.0	

^E Uncertainty is determined using the max. deviation from linear response applying rectangular distribution and is expressed for the square of the field value.



Accredited by the Swiss Accreditation Service (SAS)

Accreditation No.: **SCS 0108**

The Swiss Accreditation Service is one of the signatories to the EA
 Multilateral Agreement for the recognition of calibration certificates

Client **PC Test**

Certificate No: **ES3-3287_Sep16**

CALIBRATION CERTIFICATE

Object **ES3DV3 - SN:3287**

Calibration procedure(s) **QA CAL-01.v9, QA CAL-23.v5, QA CAL-25.v6**
Calibration procedure for dosimetric E-field probes

BN✓
09-28-2016

Calibration date: **September 19, 2016**

This calibration certificate documents the traceability to national standards, which realize the physical units of measurements (SI).
 The measurements and the uncertainties with confidence probability are given on the following pages and are part of the certificate.

All calibrations have been conducted in the closed laboratory facility: environment temperature $(22 \pm 3)^\circ\text{C}$ and humidity $< 70\%$.

Calibration Equipment used (M&TE critical for calibration)

Primary Standards	ID	Cal Date (Certificate No.)	Scheduled Calibration
Power meter NRP	SN: 104778	06-Apr-16 (No. 217-02288/02289)	Apr-17
Power sensor NRP-Z91	SN: 103244	06-Apr-16 (No. 217-02288)	Apr-17
Power sensor NRP-Z91	SN: 103245	06-Apr-16 (No. 217-02289)	Apr-17
Reference 20 dB Attenuator	SN: S5277 (20x)	05-Apr-16 (No. 217-02293)	Apr-17
Reference Probe ES3DV2	SN: 3013	31-Dec-15 (No. ES3-3013_Dec15)	Dec-16
DAE4	SN: 660	23-Dec-15 (No. DAE4-660_Dec15)	Dec-16
Secondary Standards	ID	Check Date (in house)	Scheduled Check
Power meter E4419B	SN: GB41293874	06-Apr-16 (in house check Jun-16)	In house check: Jun-18
Power sensor E4412A	SN: MY41498087	06-Apr-16 (in house check Jun-16)	In house check: Jun-18
Power sensor E4412A	SN: 000110210	06-Apr-16 (in house check Jun-16)	In house check: Jun-18
RF generator HP 8648C	SN: US3642U01700	04-Aug-99 (in house check Jun-16)	In house check: Jun-18
Network Analyzer HP 8753E	SN: US37390585	18-Oct-01 (in house check Oct-15)	In house check: Oct-16

Calibrated by:	Name Leif Klysner	Function Laboratory Technician	Signature
Approved by:	Katja Pokovic	Technical Manager	
<p>Issued: September 20, 2016</p> <p>This calibration certificate shall not be reproduced except in full without written approval of the laboratory.</p>			



Accredited by the Swiss Accreditation Service (SAS)

Accreditation No.: **SCS 0108**

The Swiss Accreditation Service is one of the signatories to the EA
 Multilateral Agreement for the recognition of calibration certificates

Glossary:

TSL	tissue simulating liquid
NORM _{x,y,z}	sensitivity in free space
ConvF	sensitivity in TSL / NORM _{x,y,z}
DCP	diode compression point
CF	crest factor (1/duty_cycle) of the RF signal
A, B, C, D	modulation dependent linearization parameters
Polarization φ	φ rotation around probe axis
Polarization ϑ	ϑ rotation around an axis that is in the plane normal to probe axis (at measurement center), i.e., $\vartheta = 0$ is normal to probe axis
Connector Angle	information used in DASY system to align probe sensor X to the robot coordinate system

Calibration is Performed According to the Following Standards:

- IEEE Std 1528-2013, "IEEE Recommended Practice for Determining the Peak Spatial-Averaged Specific Absorption Rate (SAR) in the Human Head from Wireless Communications Devices: Measurement Techniques", June 2013
- IEC 62209-1, "Procedure to measure the Specific Absorption Rate (SAR) for hand-held devices used in close proximity to the ear (frequency range of 300 MHz to 3 GHz)", February 2005
- IEC 62209-2, "Procedure to determine the Specific Absorption Rate (SAR) for wireless communication devices used in close proximity to the human body (frequency range of 30 MHz to 6 GHz)", March 2010
- KDB 865664, "SAR Measurement Requirements for 100 MHz to 6 GHz"

Methods Applied and Interpretation of Parameters:

- NORM_{x,y,z}**: Assessed for E-field polarization $\vartheta = 0$ ($f \leq 900$ MHz in TEM-cell; $f > 1800$ MHz: R22 waveguide). NORM_{x,y,z} are only intermediate values, i.e., the uncertainties of NORM_{x,y,z} does not affect the E^2 -field uncertainty inside TSL (see below ConvF).
- NORM(f)_{x,y,z}** = NORM_{x,y,z} * frequency_response (see Frequency Response Chart). This linearization is implemented in DASY4 software versions later than 4.2. The uncertainty of the frequency response is included in the stated uncertainty of ConvF.
- DCP_{x,y,z}**: DCP are numerical linearization parameters assessed based on the data of power sweep with CW signal (no uncertainty required). DCP does not depend on frequency nor media.
- PAR**: PAR is the Peak to Average Ratio that is not calibrated but determined based on the signal characteristics
- A_{x,y,z}; B_{x,y,z}; C_{x,y,z}; D_{x,y,z}; VR_{x,y,z}**: A, B, C, D are numerical linearization parameters assessed based on the data of power sweep for specific modulation signal. The parameters do not depend on frequency nor media. VR is the maximum calibration range expressed in RMS voltage across the diode.
- ConvF and Boundary Effect Parameters**: Assessed in flat phantom using E-field (or Temperature Transfer Standard for $f \leq 800$ MHz) and inside waveguide using analytical field distributions based on power measurements for $f > 800$ MHz. The same setups are used for assessment of the parameters applied for boundary compensation (alpha, depth) of which typical uncertainty values are given. These parameters are used in DASY4 software to improve probe accuracy close to the boundary. The sensitivity in TSL corresponds to NORM_{x,y,z} * ConvF whereby the uncertainty corresponds to that given for ConvF. A frequency dependent ConvF is used in DASY version 4.4 and higher which allows extending the validity from ± 50 MHz to ± 100 MHz.
- Spherical isotropy (3D deviation from isotropy)**: in a field of low gradients realized using a flat phantom exposed by a patch antenna.
- Sensor Offset**: The sensor offset corresponds to the offset of virtual measurement center from the probe tip (on probe axis). No tolerance required.
- Connector Angle**: The angle is assessed using the information gained by determining the NORM_x (no uncertainty required).

Probe ES3DV3

SN:3287

Manufactured: June 7, 2010
Calibrated: September 19, 2016

Calibrated for DASY/EASY Systems
(Note: non-compatible with DASY2 system!)

DASY/EASY - Parameters of Probe: ES3DV3 - SN:3287

Basic Calibration Parameters

	Sensor X	Sensor Y	Sensor Z	Unc (k=2)
Norm ($\mu\text{V}/(\text{V}/\text{m})^2$) ^A	0.87	0.98	1.00	$\pm 10.1 \%$
DCP (mV) ^B	101.9	101.4	106.1	

Modulation Calibration Parameters

UID	Communication System Name		A dB	B dB $\sqrt{\mu\text{V}}$	C	D dB	VR mV	Unc ^E (k=2)
0	CW	X	0.0	0.0	1.0	0.00	198.4	$\pm 3.5 \%$
		Y	0.0	0.0	1.0		189.6	
		Z	0.0	0.0	1.0		184.8	

Note: For details on UID parameters see Appendix.

Sensor Model Parameters

	C1 fF	C2 fF	α V^{-1}	T1 $\text{ms}\cdot\text{V}^{-2}$	T2 $\text{ms}\cdot\text{V}^{-1}$	T3 ms	T4 V^{-2}	T5 V^{-1}	T6
X	65.67	459.4	34.07	29.08	2.68	5.077	2	0.308	1.009
Y	71.46	511.8	35.31	29.86	3.707	5.1	0.748	0.607	1.009
Z	50.48	357.3	34.55	27.84	2.262	5.1	1.583	0.279	1.01

The reported uncertainty of measurement is stated as the standard uncertainty of measurement multiplied by the coverage factor $k=2$, which for a normal distribution corresponds to a coverage probability of approximately 95%.

^A The uncertainties of Norm X,Y,Z do not affect the E^2 -field uncertainty inside TSL (see Pages 5 and 6).

^B Numerical linearization parameter: uncertainty not required.

^E Uncertainty is determined using the max. deviation from linear response applying rectangular distribution and is expressed for the square of the field value.

DASY/EASY - Parameters of Probe: ES3DV3 - SN:3287

Calibration Parameter Determined in Head Tissue Simulating Media

f (MHz) ^C	Relative Permittivity ^F	Conductivity (S/m) ^F	ConvF X	ConvF Y	ConvF Z	Alpha ^G	Depth ^G (mm)	Unc (k=2)
750	41.9	0.89	6.96	6.96	6.96	0.44	1.36	± 12.0 %
835	41.5	0.90	6.67	6.67	6.67	0.29	1.69	± 12.0 %
1750	40.1	1.37	5.49	5.49	5.49	0.43	1.42	± 12.0 %
1900	40.0	1.40	5.27	5.27	5.27	0.41	1.45	± 12.0 %
2300	39.5	1.67	4.86	4.86	4.86	0.61	1.28	± 12.0 %
2450	39.2	1.80	4.54	4.54	4.54	0.47	1.51	± 12.0 %
2600	39.0	1.96	4.41	4.41	4.41	0.77	1.18	± 12.0 %

^C Frequency validity above 300 MHz of ± 100 MHz only applies for DASY v4.4 and higher (see Page 2), else it is restricted to ± 50 MHz. The uncertainty is the RSS of the ConvF uncertainty at calibration frequency and the uncertainty for the indicated frequency band. Frequency validity below 300 MHz is ± 10, 25, 40, 50 and 70 MHz for ConvF assessments at 30, 64, 128, 150 and 220 MHz respectively. Above 5 GHz frequency validity can be extended to ± 110 MHz.

^F At frequencies below 3 GHz, the validity of tissue parameters (ϵ and σ) can be relaxed to ± 10% if liquid compensation formula is applied to measured SAR values. At frequencies above 3 GHz, the validity of tissue parameters (ϵ and σ) is restricted to ± 5%. The uncertainty is the RSS of the ConvF uncertainty for indicated target tissue parameters.

^G Alpha/Depth are determined during calibration. SPEAG warrants that the remaining deviation due to the boundary effect after compensation is always less than ± 1% for frequencies below 3 GHz and below ± 2% for frequencies between 3-6 GHz at any distance larger than half the probe tip diameter from the boundary.

DASY/EASY - Parameters of Probe: ES3DV3 - SN:3287

Calibration Parameter Determined in Body Tissue Simulating Media

f (MHz) ^C	Relative Permittivity ^F	Conductivity (S/m) ^F	ConvF X	ConvF Y	ConvF Z	Alpha ^G	Depth ^G (mm)	Unc (k=2)
750	55.5	0.96	6.64	6.64	6.64	0.27	1.86	± 12.0 %
835	55.2	0.97	6.55	6.55	6.55	0.50	1.37	± 12.0 %
1750	53.4	1.49	5.11	5.11	5.11	0.33	1.85	± 12.0 %
1900	53.3	1.52	4.94	4.94	4.94	0.42	1.59	± 12.0 %
2300	52.9	1.81	4.55	4.55	4.55	0.55	1.42	± 12.0 %
2450	52.7	1.95	4.35	4.35	4.35	0.80	1.09	± 12.0 %
2600	52.5	2.16	4.12	4.12	4.12	0.80	1.10	± 12.0 %

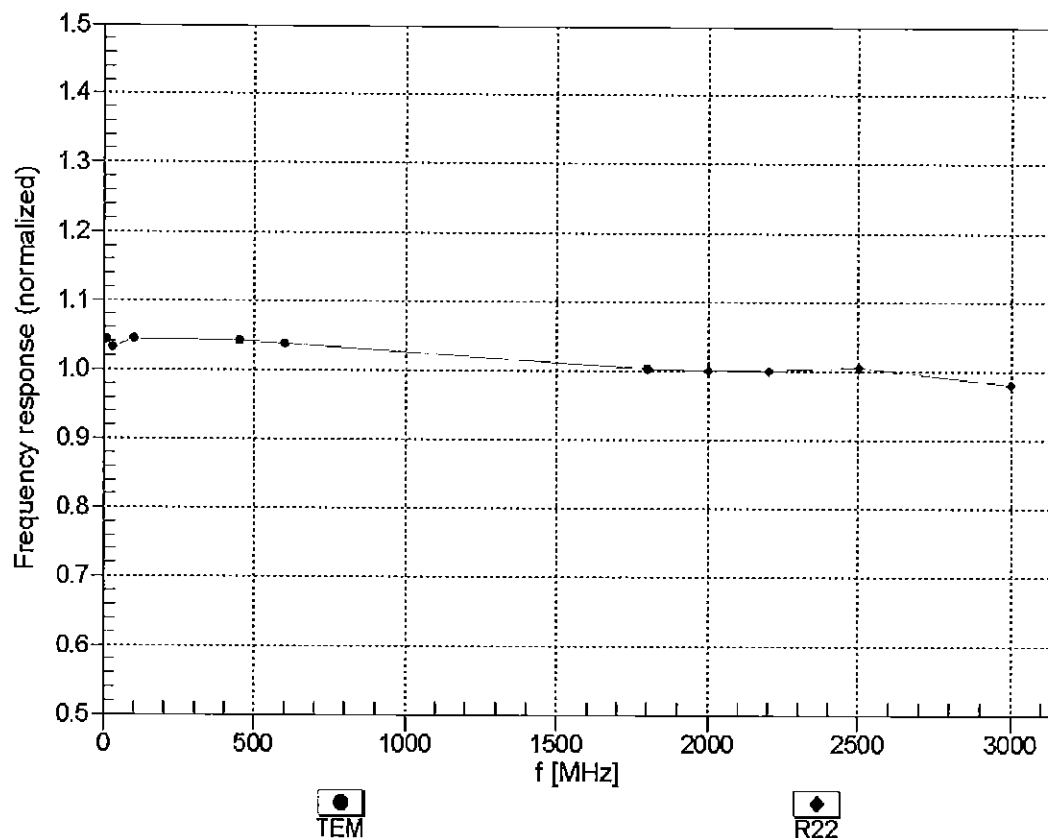
^C Frequency validity above 300 MHz of ± 100 MHz only applies for DASY v4.4 and higher (see Page 2), else it is restricted to ± 50 MHz. The uncertainty is the RSS of the ConvF uncertainty at calibration frequency and the uncertainty for the indicated frequency band. Frequency validity below 300 MHz is ± 10, 25, 40, 50 and 70 MHz for ConvF assessments at 30, 64, 128, 150 and 220 MHz respectively. Above 5 GHz frequency validity can be extended to ± 110 MHz.

^F At frequencies below 3 GHz, the validity of tissue parameters (ϵ and σ) can be relaxed to ± 10% if liquid compensation formula is applied to measured SAR values. At frequencies above 3 GHz, the validity of tissue parameters (ϵ and σ) is restricted to ± 5%. The uncertainty is the RSS of the ConvF uncertainty for indicated target tissue parameters.

^G Alpha/Depth are determined during calibration. SPEAG warrants that the remaining deviation due to the boundary effect after compensation is always less than ± 1% for frequencies below 3 GHz and below ± 2% for frequencies between 3-6 GHz at any distance larger than half the probe tip diameter from the boundary.

Frequency Response of E-Field

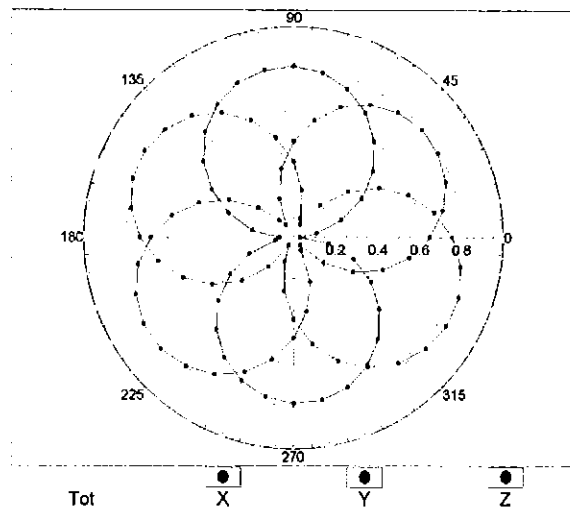
(TEM-Cell:ifi110 EXX, Waveguide: R22)



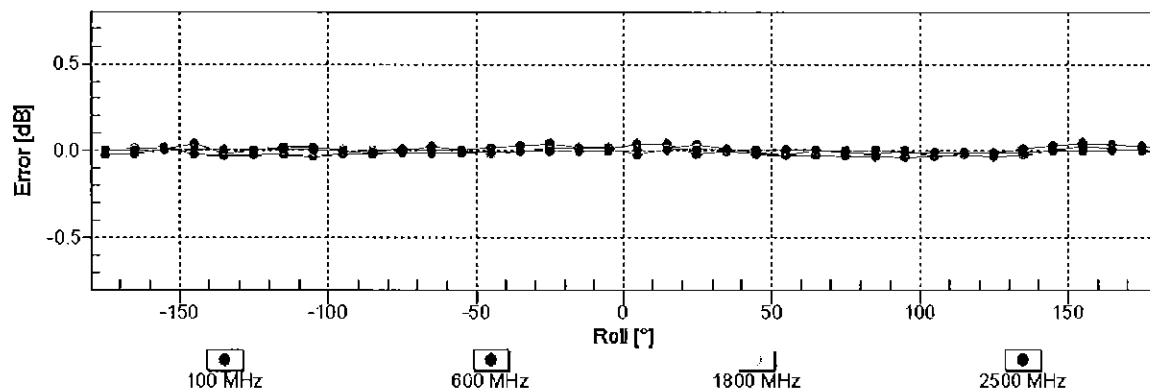
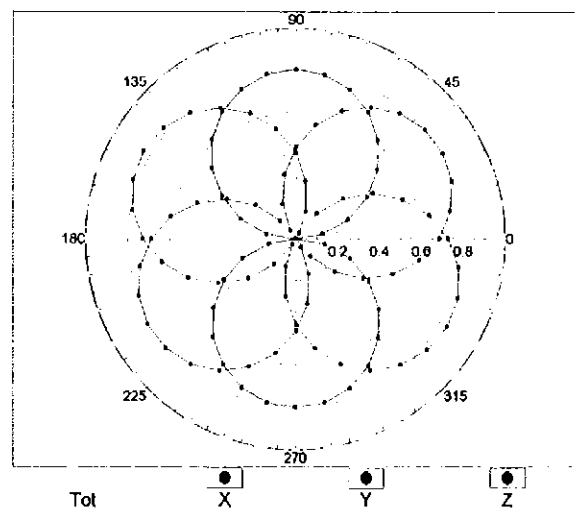
Uncertainty of Frequency Response of E-field: $\pm 6.3\%$ ($k=2$)

Receiving Pattern (ϕ), $\vartheta = 0^\circ$

f=600 MHz,TEM

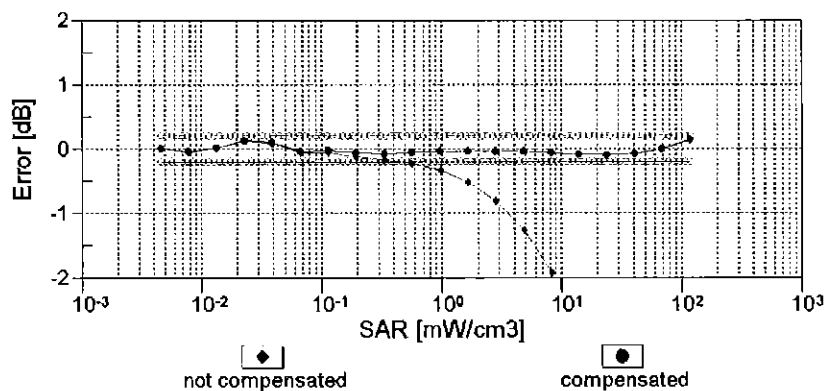
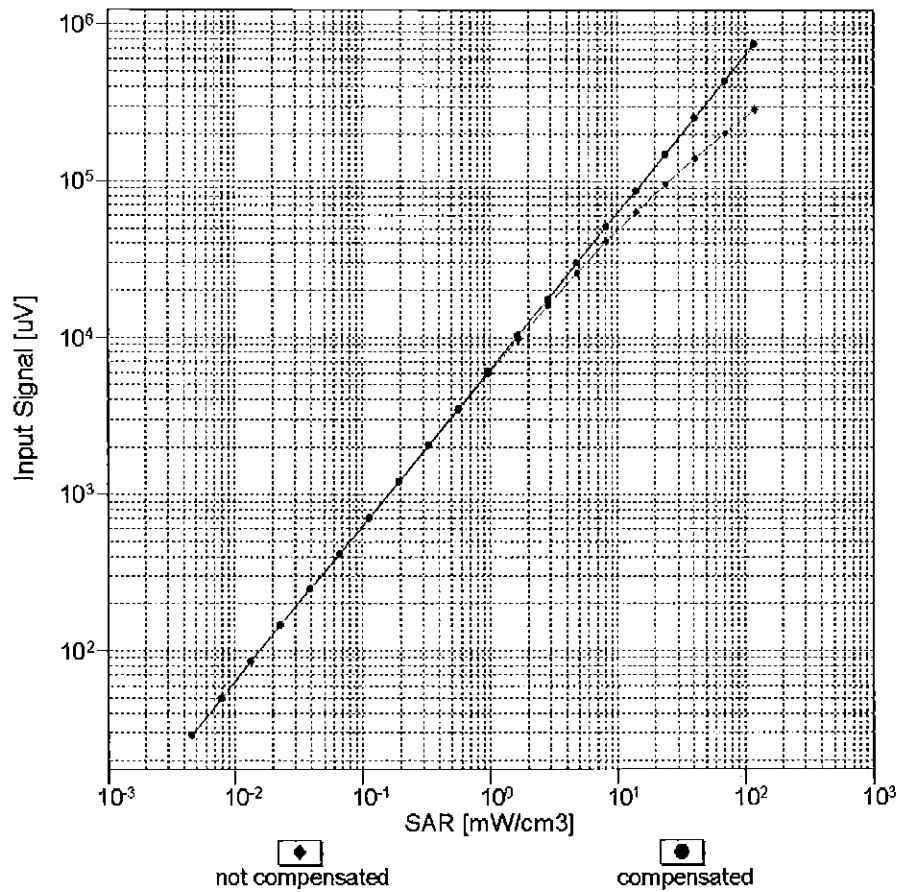


f=1800 MHz,R22



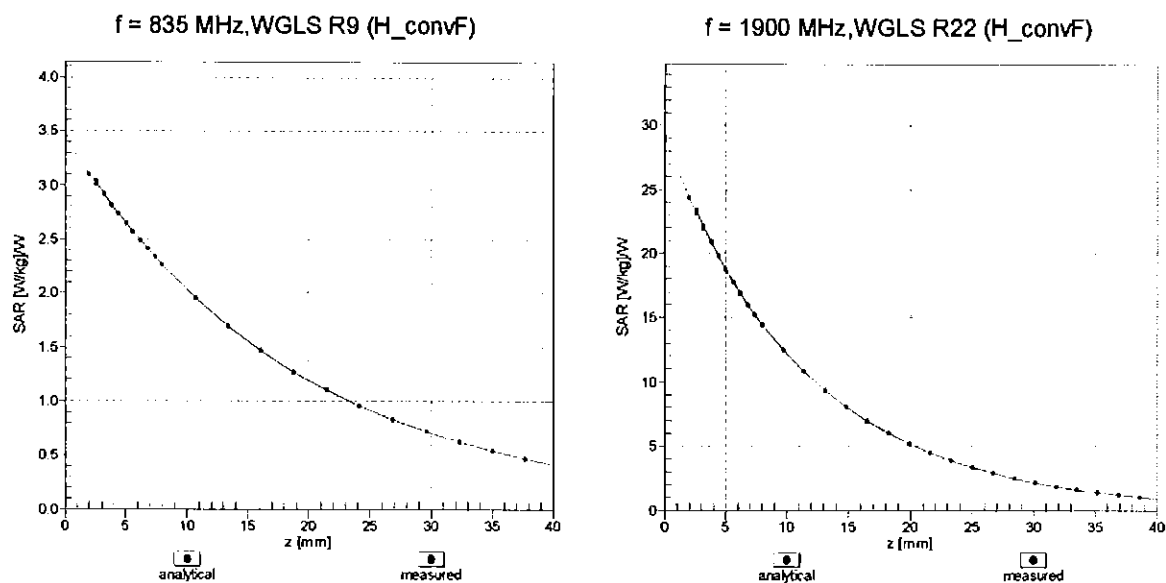
Uncertainty of Axial Isotropy Assessment: $\pm 0.5\%$ (k=2)

Dynamic Range $f(\text{SAR}_{\text{head}})$ (TEM cell , $f_{\text{eval}} = 1900 \text{ MHz}$)



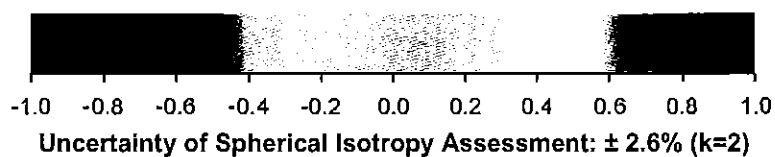
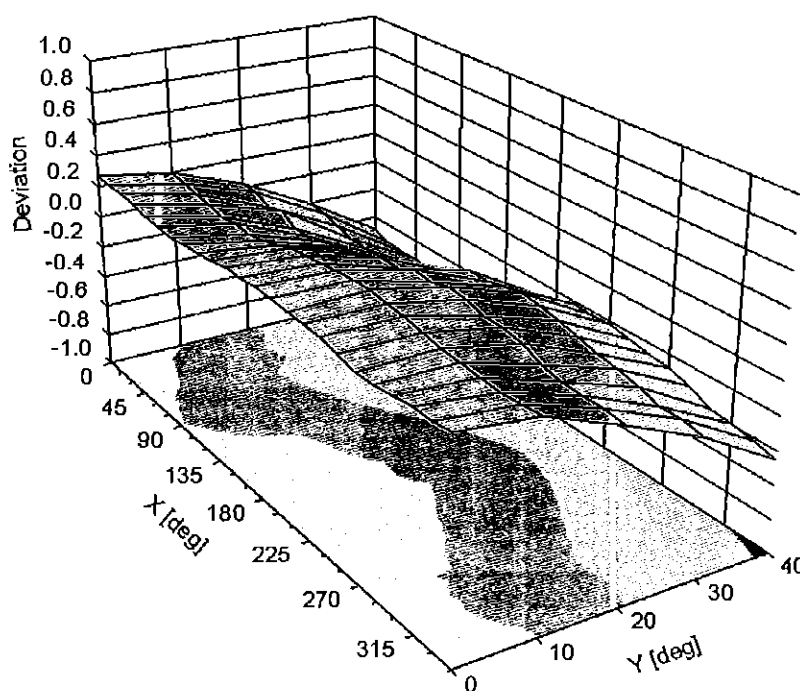
Uncertainty of Linearity Assessment: $\pm 0.6\%$ ($k=2$)

Conversion Factor Assessment



Deviation from Isotropy in Liquid

Error (ϕ, ϑ), $f = 900 \text{ MHz}$



DASY/EASY - Parameters of Probe: ES3DV3 - SN:3287

Other Probe Parameters

Sensor Arrangement	Triangular
Connector Angle (°)	84.9
Mechanical Surface Detection Mode	enabled
Optical Surface Detection Mode	disabled
Probe Overall Length	337 mm
Probe Body Diameter	10 mm
Tip Length	10 mm
Tip Diameter	4 mm
Probe Tip to Sensor X Calibration Point	2 mm
Probe Tip to Sensor Y Calibration Point	2 mm
Probe Tip to Sensor Z Calibration Point	2 mm
Recommended Measurement Distance from Surface	3 mm

Appendix: Modulation Calibration Parameters

UID	Communication System Name		A dB	B dB μ V	C	D dB	VR mV	Max Unc ^E (k=2)
0	CW	X	0.00	0.00	1.00	0.00	198.4	$\pm 3.5\%$
		Y	0.00	0.00	1.00		189.6	
		Z	0.00	0.00	1.00		184.8	
10010- CAA	SAR Validation (Square, 100ms, 10ms)	X	9.57	81.27	19.66	10.00	25.0	$\pm 9.6\%$
		Y	9.48	81.17	20.59		25.0	
		Z	11.44	84.72	20.81		25.0	
10011- CAB	UMTS-FDD (WCDMA)	X	1.41	73.12	18.60	0.00	150.0	$\pm 9.6\%$
		Y	1.09	67.36	15.29		150.0	
		Z	1.04	67.24	15.12		150.0	
10012- CAB	IEEE 802.11b WiFi 2.4 GHz (DSSS, 1 Mbps)	X	1.39	66.79	17.15	0.41	150.0	$\pm 9.6\%$
		Y	1.33	64.98	15.75		150.0	
		Z	1.31	64.97	15.66		150.0	
10013- CAB	IEEE 802.11g WiFi 2.4 GHz (DSSS-OFDM, 6 Mbps)	X	5.20	67.40	17.54	1.46	150.0	$\pm 9.6\%$
		Y	5.27	67.18	17.41		150.0	
		Z	5.09	67.33	17.40		150.0	
10021- DAB	GSM-FDD (TDMA, GMSK)	X	25.12	98.64	27.15	9.39	50.0	$\pm 9.6\%$
		Y	16.05	91.61	25.96		50.0	
		Z	54.58	112.47	31.02		50.0	
10023- DAB	GPRS-FDD (TDMA, GMSK, TN 0)	X	21.90	96.28	26.48	9.57	50.0	$\pm 9.6\%$
		Y	15.04	90.31	25.57		50.0	
		Z	40.95	107.64	29.77		50.0	
10024- DAB	GPRS-FDD (TDMA, GMSK, TN 0-1)	X	100.00	118.44	30.60	6.56	60.0	$\pm 9.6\%$
		Y	56.85	112.42	30.28		60.0	
		Z	100.00	119.26	30.80		60.0	
10025- DAB	EDGE-FDD (TDMA, 8PSK, TN 0)	X	15.98	100.03	37.68	12.57	50.0	$\pm 9.6\%$
		Y	12.36	89.89	33.32		50.0	
		Z	14.92	100.13	38.33		50.0	
10026- DAB	EDGE-FDD (TDMA, 8PSK, TN 0-1)	X	19.89	102.72	35.15	9.56	60.0	$\pm 9.6\%$
		Y	15.11	94.49	32.22		60.0	
		Z	21.16	106.39	36.94		60.0	
10027- DAB	GPRS-FDD (TDMA, GMSK, TN 0-1-2)	X	100.00	117.46	29.21	4.80	80.0	$\pm 9.6\%$
		Y	100.00	119.97	30.83		80.0	
		Z	100.00	118.35	29.47		80.0	
10028- DAB	GPRS-FDD (TDMA, GMSK, TN 0-1-2-3)	X	100.00	117.97	28.63	3.55	100.0	$\pm 9.6\%$
		Y	100.00	119.91	29.91		100.0	
		Z	100.00	118.74	28.84		100.0	
10029- DAB	EDGE-FDD (TDMA, 8PSK, TN 0-1-2)	X	14.03	95.19	31.54	7.80	80.0	$\pm 9.6\%$
		Y	11.54	89.32	29.33		80.0	
		Z	13.09	95.17	31.96		80.0	
10030- CAA	IEEE 802.15.1 Bluetooth (GFSK, DH1)	X	100.00	117.04	29.36	5.30	70.0	$\pm 9.6\%$
		Y	100.00	119.78	31.12		70.0	
		Z	100.00	117.69	29.49		70.0	
10031- CAA	IEEE 802.15.1 Bluetooth (GFSK, DH3)	X	100.00	120.90	28.34	1.88	100.0	$\pm 9.6\%$
		Y	100.00	121.14	28.78		100.0	
		Z	100.00	119.84	27.78		100.0	

10032-CAA	IEEE 802.15.1 Bluetooth (GFSK, DH5)	X	100.00	128.75	30.50	1.17	100.0	± 9.6 %
		Y	100.00	125.19	29.33		100.0	
		Z	100.00	124.54	28.68		100.0	
10033-CAA	IEEE 802.15.1 Bluetooth (PI/4-DQPSK, DH1)	X	24.47	102.44	28.62	5.30	70.0	± 9.6 %
		Y	12.93	91.34	25.64		70.0	
		Z	20.22	99.06	27.27		70.0	
10034-CAA	IEEE 802.15.1 Bluetooth (PI/4-DQPSK, DH3)	X	15.75	99.73	26.60	1.88	100.0	± 9.6 %
		Y	6.06	84.29	21.90		100.0	
		Z	7.41	86.87	21.79		100.0	
10035-CAA	IEEE 802.15.1 Bluetooth (PI/4-DQPSK, DH5)	X	8.06	91.60	24.06	1.17	100.0	± 9.6 %
		Y	3.71	78.74	19.66		100.0	
		Z	4.06	80.00	19.16		100.0	
10036-CAA	IEEE 802.15.1 Bluetooth (8-DPSK, DH1)	X	31.59	106.91	29.95	5.30	70.0	± 9.6 %
		Y	14.71	93.73	26.48		70.0	
		Z	25.49	103.04	28.49		70.0	
10037-CAA	IEEE 802.15.1 Bluetooth (8-DPSK, DH3)	X	15.02	99.00	26.34	1.88	100.0	± 9.6 %
		Y	5.91	83.93	21.74		100.0	
		Z	6.95	86.01	21.48		100.0	
10038-CAA	IEEE 802.15.1 Bluetooth (8-DPSK, DH5)	X	8.64	92.97	24.58	1.17	100.0	± 9.6 %
		Y	3.82	79.37	19.97		100.0	
		Z	4.16	80.58	19.47		100.0	
10039-CAB	CDMA2000 (1xRTT, RC1)	X	3.32	80.83	20.52	0.00	150.0	± 9.6 %
		Y	1.99	71.59	16.56		150.0	
		Z	1.78	71.38	15.53		150.0	
10042-CAB	IS-54 / IS-136 FDD (TDMA/FDM, PI/4-DQPSK, Halfrate)	X	93.96	116.51	30.17	7.78	50.0	± 9.6 %
		Y	28.36	100.31	27.04		50.0	
		Z	100.00	118.01	30.46		50.0	
10044-CAA	IS-91/EIA/TIA-553 FDD (FDMA, FM)	X	0.00	110.81	0.68	0.00	150.0	± 9.6 %
		Y	0.00	94.68	0.92		150.0	
		Z	0.01	95.27	0.89		150.0	
10048-CAA	DECT (TDD, TDMA/FDM, GFSK, Full Slot, 24)	X	12.13	84.40	24.33	13.80	25.0	± 9.6 %
		Y	11.03	81.88	24.36		25.0	
		Z	15.47	90.17	26.32		25.0	
10049-CAA	DECT (TDD, TDMA/FDM, GFSK, Double Slot, 12)	X	14.56	88.92	24.53	10.79	40.0	± 9.6 %
		Y	12.34	85.94	24.48		40.0	
		Z	20.46	95.78	26.73		40.0	
10056-CAA	UMTS-TDD (TD-SCDMA, 1.28 Mcps)	X	13.90	88.80	25.15	9.03	50.0	± 9.6 %
		Y	11.60	84.93	24.34		50.0	
		Z	15.96	92.01	26.12		50.0	
10058-DAB	EDGE-FDD (TDMA, 8PSK, TN 0-1-2-3)	X	10.54	89.79	28.95	6.55	100.0	± 9.6 %
		Y	9.17	85.43	27.21		100.0	
		Z	9.28	88.15	28.66		100.0	
10059-CAB	IEEE 802.11b WiFi 2.4 GHz (DSSS, 2 Mbps)	X	1.62	69.54	18.42	0.61	110.0	± 9.6 %
		Y	1.52	67.09	16.78		110.0	
		Z	1.47	67.00	16.67		110.0	
10060-CAB	IEEE 802.11b WiFi 2.4 GHz (DSSS, 5.5 Mbps)	X	100.00	133.57	34.76	1.30	110.0	± 9.6 %
		Y	47.37	119.92	31.34		110.0	
		Z	100.00	131.70	33.88		110.0	

10061-CAB	IEEE 802.11b WiFi 2.4 GHz (DSSS, 11 Mbps)	X	24.29	111.37	31.49	2.04	110.0	± 9.6 %
		Y	7.57	90.21	25.12		110.0	
		Z	8.96	94.42	26.47		110.0	
10062-CAB	IEEE 802.11a/h WiFi 5 GHz (OFDM, 6 Mbps)	X	4.94	67.26	16.92	0.49	100.0	± 9.6 %
		Y	4.99	66.94	16.70		100.0	
		Z	4.80	67.06	16.67		100.0	
10063-CAB	IEEE 802.11a/h WiFi 5 GHz (OFDM, 9 Mbps)	X	4.98	67.42	17.05	0.72	100.0	± 9.6 %
		Y	5.03	67.12	16.85		100.0	
		Z	4.84	67.22	16.80		100.0	
10064-CAB	IEEE 802.11a/h WiFi 5 GHz (OFDM, 12 Mbps)	X	5.33	67.75	17.30	0.86	100.0	± 9.6 %
		Y	5.40	67.50	17.13		100.0	
		Z	5.14	67.52	17.06		100.0	
10065-CAB	IEEE 802.11a/h WiFi 5 GHz (OFDM, 18 Mbps)	X	5.22	67.77	17.45	1.21	100.0	± 9.6 %
		Y	5.30	67.55	17.30		100.0	
		Z	5.05	67.55	17.23		100.0	
10066-CAB	IEEE 802.11a/h WiFi 5 GHz (OFDM, 24 Mbps)	X	5.28	67.89	17.67	1.46	100.0	± 9.6 %
		Y	5.37	67.69	17.54		100.0	
		Z	5.11	67.69	17.47		100.0	
10067-CAB	IEEE 802.11a/h WiFi 5 GHz (OFDM, 36 Mbps)	X	5.58	67.96	18.07	2.04	100.0	± 9.6 %
		Y	5.70	67.83	17.99		100.0	
		Z	5.44	67.94	17.97		100.0	
10068-CAB	IEEE 802.11a/h WiFi 5 GHz (OFDM, 48 Mbps)	X	5.73	68.36	18.44	2.55	100.0	± 9.6 %
		Y	5.86	68.26	18.38		100.0	
		Z	5.56	68.20	18.31		100.0	
10069-CAB	IEEE 802.11a/h WiFi 5 GHz (OFDM, 54 Mbps)	X	5.80	68.22	18.58	2.67	100.0	± 9.6 %
		Y	5.93	68.12	18.53		100.0	
		Z	5.64	68.21	18.51		100.0	
10071-CAB	IEEE 802.11g WiFi 2.4 GHz (DSSS/OFDM, 9 Mbps)	X	5.34	67.61	17.91	1.99	100.0	± 9.6 %
		Y	5.43	67.44	17.80		100.0	
		Z	5.23	67.57	17.79		100.0	
10072-CAB	IEEE 802.11g WiFi 2.4 GHz (DSSS/OFDM, 12 Mbps)	X	5.41	68.20	18.23	2.30	100.0	± 9.6 %
		Y	5.52	68.04	18.13		100.0	
		Z	5.28	68.10	18.11		100.0	
10073-CAB	IEEE 802.11g WiFi 2.4 GHz (DSSS/OFDM, 18 Mbps)	X	5.54	68.52	18.63	2.83	100.0	± 9.6 %
		Y	5.67	68.41	18.56		100.0	
		Z	5.42	68.46	18.55		100.0	
10074-CAB	IEEE 802.11g WiFi 2.4 GHz (DSSS/OFDM, 24 Mbps)	X	5.57	68.60	18.89	3.30	100.0	± 9.6 %
		Y	5.71	68.53	18.84		100.0	
		Z	5.46	68.55	18.80		100.0	
10075-CAB	IEEE 802.11g WiFi 2.4 GHz (DSSS/OFDM, 36 Mbps)	X	5.74	69.13	19.40	3.82	90.0	± 9.6 %
		Y	5.91	69.12	19.39		90.0	
		Z	5.60	68.97	19.28		90.0	
10076-CAB	IEEE 802.11g WiFi 2.4 GHz (DSSS/OFDM, 48 Mbps)	X	5.73	68.87	19.48	4.15	90.0	± 9.6 %
		Y	5.91	68.89	19.48		90.0	
		Z	5.64	68.84	19.44		90.0	
10077-CAB	IEEE 802.11g WiFi 2.4 GHz (DSSS/OFDM, 54 Mbps)	X	5.76	68.96	19.58	4.30	90.0	± 9.6 %
		Y	5.95	68.98	19.59		90.0	
		Z	5.68	68.95	19.55		90.0	

10081-CAB	CDMA2000 (1xRTT, RC3)	X	1.45	73.74	17.54	0.00	150.0	± 9.6 %
		Y	1.01	66.70	13.93		150.0	
		Z	0.86	65.95	12.65		150.0	
10082-CAB	IS-54 / IS-136 FDD (TDMA/FDM, PI/4-DQPSK, Fullrate)	X	2.22	64.23	9.03	4.77	80.0	± 9.6 %
		Y	2.60	65.39	10.25		80.0	
		Z	2.07	64.06	8.86		80.0	
10090-DAB	GPRS-FDD (TDMA, GMSK, TN 0-4)	X	100.00	118.52	30.65	6.56	60.0	± 9.6 %
		Y	54.54	111.83	30.17		60.0	
		Z	100.00	119.33	30.85		60.0	
10097-CAB	UMTS-FDD (HSDPA)	X	2.07	69.87	17.29	0.00	150.0	± 9.6 %
		Y	1.87	67.25	15.70		150.0	
		Z	1.83	67.53	15.55		150.0	
10098-CAB	UMTS-FDD (HSUPA, Subtest 2)	X	2.03	69.88	17.28	0.00	150.0	± 9.6 %
		Y	1.83	67.20	15.65		150.0	
		Z	1.80	67.49	15.52		150.0	
10099-DAB	EDGE-FDD (TDMA, 8PSK, TN 0-4)	X	19.79	102.55	35.10	9.56	60.0	± 9.6 %
		Y	15.06	94.38	32.19		60.0	
		Z	21.07	106.24	36.89		60.0	
10100-CAB	LTE-FDD (SC-FDMA, 100% RB, 20 MHz, QPSK)	X	3.71	73.15	18.05	0.00	150.0	± 9.6 %
		Y	3.34	70.68	16.71		150.0	
		Z	3.15	70.31	16.60		150.0	
10101-CAB	LTE-FDD (SC-FDMA, 100% RB, 20 MHz, 16-QAM)	X	3.53	68.94	16.73	0.00	150.0	± 9.6 %
		Y	3.44	67.88	16.03		150.0	
		Z	3.28	67.66	15.91		150.0	
10102-CAB	LTE-FDD (SC-FDMA, 100% RB, 20 MHz, 64-QAM)	X	3.62	68.78	16.77	0.00	150.0	± 9.6 %
		Y	3.55	67.81	16.12		150.0	
		Z	3.38	67.61	16.00		150.0	
10103-CAB	LTE-TDD (SC-FDMA, 100% RB, 20 MHz, QPSK)	X	9.03	78.84	21.45	3.98	65.0	± 9.6 %
		Y	8.52	77.08	20.81		65.0	
		Z	8.79	79.04	21.64		65.0	
10104-CAB	LTE-TDD (SC-FDMA, 100% RB, 20 MHz, 16-QAM)	X	8.83	77.31	21.70	3.98	65.0	± 9.6 %
		Y	8.68	76.21	21.28		65.0	
		Z	8.45	77.10	21.68		65.0	
10105-CAB	LTE-TDD (SC-FDMA, 100% RB, 20 MHz, 64-QAM)	X	8.12	75.63	21.27	3.98	65.0	± 9.6 %
		Y	7.58	73.53	20.37		65.0	
		Z	7.68	75.16	21.11		65.0	
10108-CAC	LTE-FDD (SC-FDMA, 100% RB, 10 MHz, QPSK)	X	3.26	72.24	17.88	0.00	150.0	± 9.6 %
		Y	2.97	69.86	16.52		150.0	
		Z	2.76	69.54	16.43		150.0	
10109-CAC	LTE-FDD (SC-FDMA, 100% RB, 10 MHz, 16-QAM)	X	3.21	68.83	16.74	0.00	150.0	± 9.6 %
		Y	3.12	67.65	15.97		150.0	
		Z	2.93	67.47	15.80		150.0	
10110-CAC	LTE-FDD (SC-FDMA, 100% RB, 5 MHz, QPSK)	X	2.68	71.31	17.65	0.00	150.0	± 9.6 %
		Y	2.45	68.82	16.19		150.0	
		Z	2.25	68.65	16.05		150.0	
10111-CAC	LTE-FDD (SC-FDMA, 100% RB, 5 MHz, 16-QAM)	X	2.94	69.70	17.25	0.00	150.0	± 9.6 %
		Y	2.81	68.04	16.25		150.0	
		Z	2.63	68.09	16.01		150.0	

10112-CAC	LTE-FDD (SC-FDMA, 100% RB, 10 MHz, 64-QAM)	X	3.32	68.66	16.72	0.00	150.0	± 9.6 %
		Y	3.24	67.56	16.01		150.0	
		Z	3.06	67.45	15.85		150.0	
10113-CAC	LTE-FDD (SC-FDMA, 100% RB, 5 MHz, 64-QAM)	X	3.09	69.65	17.28	0.00	150.0	± 9.6 %
		Y	2.97	68.11	16.35		150.0	
		Z	2.78	68.22	16.13		150.0	
10114-CAB	IEEE 802.11n (HT Greenfield, 13.5 Mbps, BPSK)	X	5.30	67.67	16.69	0.00	150.0	± 9.6 %
		Y	5.32	67.34	16.45		150.0	
		Z	5.18	67.41	16.46		150.0	
10115-CAB	IEEE 802.11n (HT Greenfield, 81 Mbps, 16-QAM)	X	5.68	67.95	16.83	0.00	150.0	± 9.6 %
		Y	5.74	67.75	16.66		150.0	
		Z	5.49	67.60	16.57		150.0	
10116-CAB	IEEE 802.11n (HT Greenfield, 135 Mbps, 64-QAM)	X	5.43	67.93	16.74	0.00	150.0	± 9.6 %
		Y	5.45	67.58	16.50		150.0	
		Z	5.29	67.63	16.50		150.0	
10117-CAB	IEEE 802.11n (HT Mixed, 13.5 Mbps, BPSK)	X	5.31	67.69	16.73	0.00	150.0	± 9.6 %
		Y	5.33	67.35	16.48		150.0	
		Z	5.15	67.28	16.42		150.0	
10118-CAB	IEEE 802.11n (HT Mixed, 81 Mbps, 16-QAM)	X	5.73	68.05	16.89	0.00	150.0	± 9.6 %
		Y	5.76	67.71	16.65		150.0	
		Z	5.58	67.82	16.69		150.0	
10119-CAB	IEEE 802.11n (HT Mixed, 135 Mbps, 64-QAM)	X	5.40	67.88	16.73	0.00	150.0	± 9.6 %
		Y	5.42	67.54	16.49		150.0	
		Z	5.26	67.56	16.48		150.0	
10140-CAB	LTE-FDD (SC-FDMA, 100% RB, 15 MHz, 16-QAM)	X	3.67	68.77	16.68	0.00	150.0	± 9.6 %
		Y	3.60	67.81	16.05		150.0	
		Z	3.42	67.62	15.92		150.0	
10141-CAB	LTE-FDD (SC-FDMA, 100% RB, 15 MHz, 64-QAM)	X	3.79	68.75	16.79	0.00	150.0	± 9.6 %
		Y	3.72	67.84	16.19		150.0	
		Z	3.54	67.70	16.08		150.0	
10142-CAC	LTE-FDD (SC-FDMA, 100% RB, 3 MHz, QPSK)	X	2.48	71.58	17.67	0.00	150.0	± 9.6 %
		Y	2.22	68.66	16.03		150.0	
		Z	2.02	68.57	15.71		150.0	
10143-CAC	LTE-FDD (SC-FDMA, 100% RB, 3 MHz, 16-QAM)	X	2.90	70.86	17.43	0.00	150.0	± 9.6 %
		Y	2.68	68.61	16.20		150.0	
		Z	2.48	68.71	15.71		150.0	
10144-CAC	LTE-FDD (SC-FDMA, 100% RB, 3 MHz, 64-QAM)	X	2.65	68.53	15.87	0.00	150.0	± 9.6 %
		Y	2.53	66.90	14.94		150.0	
		Z	2.29	66.75	14.27		150.0	
10145-CAC	LTE-FDD (SC-FDMA, 100% RB, 1.4 MHz, QPSK)	X	2.00	71.65	16.48	0.00	150.0	± 9.6 %
		Y	1.64	67.49	14.42		150.0	
		Z	1.28	65.53	12.17		150.0	
10146-CAC	LTE-FDD (SC-FDMA, 100% RB, 1.4 MHz, 16-QAM)	X	6.65	82.42	19.81	0.00	150.0	± 9.6 %
		Y	3.51	73.00	16.51		150.0	
		Z	2.73	70.16	13.72		150.0	
10147-CAC	LTE-FDD (SC-FDMA, 100% RB, 1.4 MHz, 64-QAM)	X	11.62	90.60	22.70	0.00	150.0	± 9.6 %
		Y	4.34	76.22	18.03		150.0	
		Z	3.53	73.44	15.25		150.0	

10149-CAB	LTE-FDD (SC-FDMA, 50% RB, 20 MHz, 16-QAM)	X	3.22	68.90	16.79	0.00	150.0	± 9.6 %
		Y	3.13	67.70	16.01		150.0	
		Z	2.94	67.52	15.84		150.0	
10150-CAB	LTE-FDD (SC-FDMA, 50% RB, 20 MHz, 64-QAM)	X	3.33	68.71	16.76	0.00	150.0	± 9.6 %
		Y	3.25	67.61	16.05		150.0	
		Z	3.06	67.50	15.89		150.0	
10151-CAB	LTE-TDD (SC-FDMA, 50% RB, 20 MHz, QPSK)	X	9.59	81.08	22.43	3.98	65.0	± 9.6 %
		Y	8.87	78.87	21.64		65.0	
		Z	9.33	81.38	22.62		65.0	
10152-CAB	LTE-TDD (SC-FDMA, 50% RB, 20 MHz, 16-QAM)	X	8.50	77.58	21.63	3.98	65.0	± 9.6 %
		Y	8.30	76.31	21.16		65.0	
		Z	8.08	77.33	21.50		65.0	
10153-CAB	LTE-TDD (SC-FDMA, 50% RB, 20 MHz, 64-QAM)	X	8.85	78.28	22.25	3.98	65.0	± 9.6 %
		Y	8.62	76.95	21.75		65.0	
		Z	8.48	78.15	22.17		65.0	
10154-CAC	LTE-FDD (SC-FDMA, 50% RB, 10 MHz, QPSK)	X	2.77	71.95	18.01	0.00	150.0	± 9.6 %
		Y	2.51	69.32	16.50		150.0	
		Z	2.29	69.01	16.28		150.0	
10155-CAC	LTE-FDD (SC-FDMA, 50% RB, 10 MHz, 16-QAM)	X	2.94	69.69	17.25	0.00	150.0	± 9.6 %
		Y	2.80	68.03	16.25		150.0	
		Z	2.63	68.10	16.02		150.0	
10156-CAC	LTE-FDD (SC-FDMA, 50% RB, 5 MHz, QPSK)	X	2.40	72.31	17.91	0.00	150.0	± 9.6 %
		Y	2.09	68.89	16.05		150.0	
		Z	1.86	68.62	15.51		150.0	
10157-CAC	LTE-FDD (SC-FDMA, 50% RB, 5 MHz, 16-QAM)	X	2.55	69.65	16.30	0.00	150.0	± 9.6 %
		Y	2.36	67.46	15.11		150.0	
		Z	2.12	67.25	14.30		150.0	
10158-CAC	LTE-FDD (SC-FDMA, 50% RB, 10 MHz, 64-QAM)	X	3.10	69.70	17.32	0.00	150.0	± 9.6 %
		Y	2.97	68.15	16.39		150.0	
		Z	2.78	68.27	16.17		150.0	
10159-CAC	LTE-FDD (SC-FDMA, 50% RB, 5 MHz, 64-QAM)	X	2.69	70.18	16.62	0.00	150.0	± 9.6 %
		Y	2.48	67.89	15.40		150.0	
		Z	2.22	67.66	14.56		150.0	
10160-CAB	LTE-FDD (SC-FDMA, 50% RB, 15 MHz, QPSK)	X	3.10	70.43	17.35	0.00	150.0	± 9.6 %
		Y	2.94	68.69	16.29		150.0	
		Z	2.78	68.69	16.25		150.0	
10161-CAB	LTE-FDD (SC-FDMA, 50% RB, 15 MHz, 16-QAM)	X	3.22	68.62	16.74	0.00	150.0	± 9.6 %
		Y	3.14	67.48	16.00		150.0	
		Z	2.96	67.42	15.82		150.0	
10162-CAB	LTE-FDD (SC-FDMA, 50% RB, 15 MHz, 64-QAM)	X	3.32	68.61	16.76	0.00	150.0	± 9.6 %
		Y	3.24	67.49	16.04		150.0	
		Z	3.07	67.56	15.92		150.0	
10166-CAC	LTE-FDD (SC-FDMA, 50% RB, 1.4 MHz, QPSK)	X	4.32	72.20	20.50	3.01	150.0	± 9.6 %
		Y	4.09	70.13	19.37		150.0	
		Z	3.89	71.03	19.86		150.0	
10167-CAC	LTE-FDD (SC-FDMA, 50% RB, 1.4 MHz, 16-QAM)	X	6.13	77.20	21.71	3.01	150.0	± 9.6 %
		Y	5.31	73.40	20.02		150.0	
		Z	5.17	75.28	20.82		150.0	

10168-CAC	LTE-FDD (SC-FDMA, 50% RB, 1.4 MHz, 64-QAM)	X	6.94	79.87	23.11	3.01	150.0	± 9.6 %
		Y	5.79	75.28	21.14		150.0	
		Z	5.82	77.80	22.20		150.0	
10169-CAB	LTE-FDD (SC-FDMA, 1 RB, 20 MHz, QPSK)	X	4.47	76.31	22.20	3.01	150.0	± 9.6 %
		Y	3.93	72.42	20.26		150.0	
		Z	3.45	71.87	20.27		150.0	
10170-CAB	LTE-FDD (SC-FDMA, 1 RB, 20 MHz, 16-QAM)	X	9.97	90.37	26.89	3.01	150.0	± 9.6 %
		Y	6.08	79.64	22.84		150.0	
		Z	5.69	81.07	23.66		150.0	
10171-AAB	LTE-FDD (SC-FDMA, 1 RB, 20 MHz, 64-QAM)	X	6.58	81.51	22.72	3.01	150.0	± 9.6 %
		Y	4.82	74.69	19.94		150.0	
		Z	4.39	75.54	20.48		150.0	
10172-CAB	LTE-TDD (SC-FDMA, 1 RB, 20 MHz, QPSK)	X	73.64	126.23	37.77	6.02	65.0	± 9.6 %
		Y	18.65	98.22	29.94		65.0	
		Z	50.70	122.38	37.42		65.0	
10173-CAB	LTE-TDD (SC-FDMA, 1 RB, 20 MHz, 16-QAM)	X	94.74	123.96	35.21	6.02	65.0	± 9.6 %
		Y	22.61	98.04	28.47		65.0	
		Z	96.90	127.66	36.64		65.0	
10174-CAB	LTE-TDD (SC-FDMA, 1 RB, 20 MHz, 64-QAM)	X	56.11	113.11	31.91	6.02	65.0	± 9.6 %
		Y	18.59	93.53	26.66		65.0	
		Z	65.46	118.77	33.84		65.0	
10175-CAC	LTE-FDD (SC-FDMA, 1 RB, 10 MHz, QPSK)	X	4.37	75.74	21.85	3.01	150.0	± 9.6 %
		Y	3.86	71.99	19.97		150.0	
		Z	3.41	71.52	20.02		150.0	
10176-CAC	LTE-FDD (SC-FDMA, 1 RB, 10 MHz, 16-QAM)	X	9.99	90.41	26.90	3.01	150.0	± 9.6 %
		Y	6.09	79.66	22.85		150.0	
		Z	5.70	81.10	23.67		150.0	
10177-CAE	LTE-FDD (SC-FDMA, 1 RB, 5 MHz, QPSK)	X	4.43	76.02	22.00	3.01	150.0	± 9.6 %
		Y	3.90	72.21	20.10		150.0	
		Z	3.44	71.69	20.11		150.0	
10178-CAC	LTE-FDD (SC-FDMA, 1 RB, 5 MHz, 16-QAM)	X	9.65	89.71	26.63	3.01	150.0	± 9.6 %
		Y	5.97	79.26	22.66		150.0	
		Z	5.62	80.80	23.53		150.0	
10179-CAC	LTE-FDD (SC-FDMA, 1 RB, 10 MHz, 64-QAM)	X	7.97	85.43	24.54	3.01	150.0	± 9.6 %
		Y	5.36	76.88	21.19		150.0	
		Z	4.98	78.13	21.92		150.0	
10180-CAC	LTE-FDD (SC-FDMA, 1 RB, 5 MHz, 64-QAM)	X	6.51	81.29	22.61	3.01	150.0	± 9.6 %
		Y	4.79	74.55	19.86		150.0	
		Z	4.38	75.44	20.42		150.0	
10181-CAB	LTE-FDD (SC-FDMA, 1 RB, 15 MHz, QPSK)	X	4.42	75.99	21.99	3.01	150.0	± 9.6 %
		Y	3.90	72.19	20.09		150.0	
		Z	3.43	71.67	20.11		150.0	
10182-CAB	LTE-FDD (SC-FDMA, 1 RB, 15 MHz, 16-QAM)	X	9.63	89.67	26.62	3.01	150.0	± 9.6 %
		Y	5.96	79.23	22.65		150.0	
		Z	5.61	80.77	23.51		150.0	
10183-AAA	LTE-FDD (SC-FDMA, 1 RB, 15 MHz, 64-QAM)	X	6.50	81.25	22.60	3.01	150.0	± 9.6 %
		Y	4.78	74.53	19.85		150.0	
		Z	4.37	75.41	20.41		150.0	

10184-CAC	LTE-FDD (SC-FDMA, 1 RB, 3 MHz, QPSK)	X	4.44	76.05	22.02	3.01	150.0	± 9.6 %
		Y	3.91	72.24	20.12		150.0	
		Z	3.45	71.72	20.13		150.0	
10185-CAC	LTE-FDD (SC-FDMA, 1 RB, 3 MHz, 16-QAM)	X	9.70	89.80	26.67	3.01	150.0	± 9.6 %
		Y	5.99	79.32	22.68		150.0	
		Z	5.64	80.86	23.56		150.0	
10186-AAC	LTE-FDD (SC-FDMA, 1 RB, 3 MHz, 64-QAM)	X	6.54	81.37	22.64	3.01	150.0	± 9.6 %
		Y	4.81	74.60	19.88		150.0	
		Z	4.39	75.50	20.45		150.0	
10187-CAC	LTE-FDD (SC-FDMA, 1 RB, 1.4 MHz, QPSK)	X	4.45	76.10	22.07	3.01	150.0	± 9.6 %
		Y	3.92	72.26	20.15		150.0	
		Z	3.46	71.78	20.19		150.0	
10188-CAC	LTE-FDD (SC-FDMA, 1 RB, 1.4 MHz, 16-QAM)	X	10.51	91.45	27.34	3.01	150.0	± 9.6 %
		Y	6.26	80.23	23.14		150.0	
		Z	5.89	81.76	24.00		150.0	
10189-AAC	LTE-FDD (SC-FDMA, 1 RB, 1.4 MHz, 64-QAM)	X	6.85	82.27	23.07	3.01	150.0	± 9.6 %
		Y	4.94	75.14	20.19		150.0	
		Z	4.52	76.06	20.77		150.0	
10193-CAB	IEEE 802.11n (HT Greenfield, 6.5 Mbps, BPSK)	X	4.73	67.10	16.51	0.00	150.0	± 9.6 %
		Y	4.75	66.68	16.23		150.0	
		Z	4.57	66.79	16.16		150.0	
10194-CAB	IEEE 802.11n (HT Greenfield, 39 Mbps, 16-QAM)	X	4.94	67.48	16.62	0.00	150.0	± 9.6 %
		Y	4.96	67.08	16.34		150.0	
		Z	4.75	67.11	16.28		150.0	
10195-CAB	IEEE 802.11n (HT Greenfield, 65 Mbps, 64-QAM)	X	4.98	67.48	16.62	0.00	150.0	± 9.6 %
		Y	5.00	67.07	16.34		150.0	
		Z	4.79	67.14	16.30		150.0	
10196-CAB	IEEE 802.11n (HT Mixed, 6.5 Mbps, BPSK)	X	4.76	67.21	16.55	0.00	150.0	± 9.6 %
		Y	4.78	66.80	16.27		150.0	
		Z	4.58	66.86	16.18		150.0	
10197-CAB	IEEE 802.11n (HT Mixed, 39 Mbps, 16-QAM)	X	4.96	67.50	16.63	0.00	150.0	± 9.6 %
		Y	4.98	67.09	16.35		150.0	
		Z	4.76	67.14	16.30		150.0	
10198-CAB	IEEE 802.11n (HT Mixed, 65 Mbps, 64-QAM)	X	4.99	67.50	16.63	0.00	150.0	± 9.6 %
		Y	5.01	67.09	16.35		150.0	
		Z	4.79	67.16	16.31		150.0	
10219-CAB	IEEE 802.11n (HT Mixed, 7.2 Mbps, BPSK)	X	4.71	67.23	16.53	0.00	150.0	± 9.6 %
		Y	4.73	66.82	16.24		150.0	
		Z	4.53	66.87	16.14		150.0	
10220-CAB	IEEE 802.11n (HT Mixed, 43.3 Mbps, 16-QAM)	X	4.96	67.50	16.63	0.00	150.0	± 9.6 %
		Y	4.98	67.10	16.35		150.0	
		Z	4.76	67.11	16.29		150.0	
10221-CAB	IEEE 802.11n (HT Mixed, 72.2 Mbps, 64-QAM)	X	4.99	67.43	16.62	0.00	150.0	± 9.6 %
		Y	5.01	67.03	16.34		150.0	
		Z	4.80	67.09	16.30		150.0	
10222-CAB	IEEE 802.11n (HT Mixed, 15 Mbps, BPSK)	X	5.29	67.72	16.73	0.00	150.0	± 9.6 %
		Y	5.31	67.38	16.49		150.0	
		Z	5.12	67.29	16.41		150.0	

10223-CAB	IEEE 802.11n (HT Mixed, 90 Mbps, 16-QAM)	X	5.67	68.03	16.90	0.00	150.0	± 9.6 %
		Y	5.70	67.71	16.67		150.0	
		Z	5.43	67.50	16.54		150.0	
10224-CAB	IEEE 802.11n (HT Mixed, 150 Mbps, 64-QAM)	X	5.35	67.84	16.72	0.00	150.0	± 9.6 %
		Y	5.37	67.51	16.48		150.0	
		Z	5.17	67.40	16.39		150.0	
10225-CAB	UMTS-FDD (HSPA+)	X	3.03	67.01	16.18	0.00	150.0	± 9.6 %
		Y	3.00	66.12	15.59		150.0	
		Z	2.84	66.23	15.31		150.0	
10226-CAA	LTE-TDD (SC-FDMA, 1 RB, 1.4 MHz, 16-QAM)	X	100.00	125.13	35.58	6.02	65.0	± 9.6 %
		Y	23.60	98.91	28.82		65.0	
		Z	100.00	128.43	36.91		65.0	
10227-CAA	LTE-TDD (SC-FDMA, 1 RB, 1.4 MHz, 64-QAM)	X	61.16	114.83	32.47	6.02	65.0	± 9.6 %
		Y	19.96	94.87	27.16		65.0	
		Z	73.77	120.96	34.46		65.0	
10228-CAA	LTE-TDD (SC-FDMA, 1 RB, 1.4 MHz, QPSK)	X	72.18	126.53	38.01	6.02	65.0	± 9.6 %
		Y	21.44	101.40	31.05		65.0	
		Z	53.16	123.89	37.96		65.0	
10229-CAB	LTE-TDD (SC-FDMA, 1 RB, 3 MHz, 16-QAM)	X	94.57	123.93	35.21	6.02	65.0	± 9.6 %
		Y	22.66	98.06	28.49		65.0	
		Z	96.87	127.65	36.65		65.0	
10230-CAB	LTE-TDD (SC-FDMA, 1 RB, 3 MHz, 64-QAM)	X	56.39	113.28	31.99	6.02	65.0	± 9.6 %
		Y	19.26	94.16	26.88		65.0	
		Z	66.99	119.13	33.93		65.0	
10231-CAB	LTE-TDD (SC-FDMA, 1 RB, 3 MHz, QPSK)	X	66.18	124.67	37.45	6.02	65.0	± 9.6 %
		Y	20.62	100.55	30.72		65.0	
		Z	48.89	122.07	37.41		65.0	
10232-CAB	LTE-TDD (SC-FDMA, 1 RB, 5 MHz, 16-QAM)	X	94.69	123.96	35.21	6.02	65.0	± 9.6 %
		Y	22.64	98.05	28.48		65.0	
		Z	97.00	127.68	36.66		65.0	
10233-CAB	LTE-TDD (SC-FDMA, 1 RB, 5 MHz, 64-QAM)	X	56.52	113.33	32.00	6.02	65.0	± 9.6 %
		Y	19.26	94.17	26.88		65.0	
		Z	67.07	119.16	33.94		65.0	
10234-CAB	LTE-TDD (SC-FDMA, 1 RB, 5 MHz, QPSK)	X	60.26	122.59	36.81	6.02	65.0	± 9.6 %
		Y	19.81	99.63	30.34		65.0	
		Z	45.11	120.21	36.81		65.0	
10235-CAB	LTE-TDD (SC-FDMA, 1 RB, 10 MHz, 16-QAM)	X	95.38	124.09	35.25	6.02	65.0	± 9.6 %
		Y	22.67	98.09	28.50		65.0	
		Z	97.77	127.84	36.70		65.0	
10236-CAB	LTE-TDD (SC-FDMA, 1 RB, 10 MHz, 64-QAM)	X	57.18	113.50	32.04	6.02	65.0	± 9.6 %
		Y	19.38	94.26	26.90		65.0	
		Z	68.10	119.39	33.99		65.0	
10237-CAB	LTE-TDD (SC-FDMA, 1 RB, 10 MHz, QPSK)	X	67.28	125.01	37.54	6.02	65.0	± 9.6 %
		Y	20.74	100.68	30.76		65.0	
		Z	49.59	122.38	37.49		65.0	
10238-CAB	LTE-TDD (SC-FDMA, 1 RB, 15 MHz, 16-QAM)	X	95.00	124.02	35.23	6.02	65.0	± 9.6 %
		Y	22.64	98.06	28.49		65.0	
		Z	97.19	127.73	36.66		65.0	

10239-CAB	LTE-TDD (SC-FDMA, 1 RB, 15 MHz, 64-QAM)	X	56.67	113.39	32.01	6.02	65.0	± 9.6 %
		Y	19.26	94.19	26.88		65.0	
		Z	67.13	119.19	33.94		65.0	
10240-CAB	LTE-TDD (SC-FDMA, 1 RB, 15 MHz, QPSK)	X	67.00	124.93	37.52	6.02	65.0	± 9.6 %
		Y	20.68	100.63	30.74		65.0	
		Z	49.37	122.30	37.47		65.0	
10241-CAA	LTE-TDD (SC-FDMA, 50% RB, 1.4 MHz, 16-QAM)	X	14.43	89.77	28.56	6.98	65.0	± 9.6 %
		Y	12.31	85.00	26.80		65.0	
		Z	13.89	90.56	28.94		65.0	
10242-CAA	LTE-TDD (SC-FDMA, 50% RB, 1.4 MHz, 64-QAM)	X	13.70	88.57	28.03	6.98	65.0	± 9.6 %
		Y	10.82	82.08	25.53		65.0	
		Z	13.16	89.30	28.37		65.0	
10243-CAA	LTE-TDD (SC-FDMA, 50% RB, 1.4 MHz, QPSK)	X	10.55	84.90	27.56	6.98	65.0	± 9.6 %
		Y	8.88	79.49	25.25		65.0	
		Z	9.99	85.03	27.70		65.0	
10244-CAB	LTE-TDD (SC-FDMA, 50% RB, 3 MHz, 16-QAM)	X	11.43	83.67	22.47	3.98	65.0	± 9.6 %
		Y	9.78	80.48	21.64		65.0	
		Z	9.76	81.22	20.90		65.0	
10245-CAB	LTE-TDD (SC-FDMA, 50% RB, 3 MHz, 64-QAM)	X	11.21	83.09	22.22	3.98	65.0	± 9.6 %
		Y	9.71	80.13	21.47		65.0	
		Z	9.48	80.50	20.58		65.0	
10246-CAB	LTE-TDD (SC-FDMA, 50% RB, 3 MHz, QPSK)	X	10.58	85.22	23.00	3.98	65.0	± 9.6 %
		Y	8.86	81.57	21.94		65.0	
		Z	9.16	83.05	21.67		65.0	
10247-CAB	LTE-TDD (SC-FDMA, 50% RB, 5 MHz, 16-QAM)	X	8.25	78.94	21.22	3.98	65.0	± 9.6 %
		Y	7.85	77.32	20.79		65.0	
		Z	7.47	77.61	20.18		65.0	
10248-CAB	LTE-TDD (SC-FDMA, 50% RB, 5 MHz, 64-QAM)	X	8.20	78.37	20.99	3.98	65.0	± 9.6 %
		Y	7.89	76.93	20.61		65.0	
		Z	7.41	77.03	19.93		65.0	
10249-CAB	LTE-TDD (SC-FDMA, 50% RB, 5 MHz, QPSK)	X	11.20	86.28	23.89	3.98	65.0	± 9.6 %
		Y	9.29	82.26	22.62		65.0	
		Z	10.48	85.66	23.36		65.0	
10250-CAB	LTE-TDD (SC-FDMA, 50% RB, 10 MHz, 16-QAM)	X	8.93	80.25	22.81	3.98	65.0	± 9.6 %
		Y	8.46	78.37	22.14		65.0	
		Z	8.46	79.88	22.48		65.0	
10251-CAB	LTE-TDD (SC-FDMA, 50% RB, 10 MHz, 64-QAM)	X	8.39	77.98	21.64	3.98	65.0	± 9.6 %
		Y	8.12	76.54	21.14		65.0	
		Z	7.98	77.74	21.34		65.0	
10252-CAB	LTE-TDD (SC-FDMA, 50% RB, 10 MHz, QPSK)	X	10.53	84.51	23.78	3.98	65.0	± 9.6 %
		Y	9.19	81.18	22.63		65.0	
		Z	10.24	84.82	23.86		65.0	
10253-CAB	LTE-TDD (SC-FDMA, 50% RB, 15 MHz, 16-QAM)	X	8.25	76.95	21.44	3.98	65.0	± 9.6 %
		Y	8.10	75.77	21.00		65.0	
		Z	7.89	76.78	21.28		65.0	
10254-CAB	LTE-TDD (SC-FDMA, 50% RB, 15 MHz, 64-QAM)	X	8.62	77.66	22.02	3.98	65.0	± 9.6 %
		Y	8.44	76.43	21.56		65.0	
		Z	8.28	77.57	21.89		65.0	

10255-CAB	LTE-TDD (SC-FDMA, 50% RB, 15 MHz, QPSK)	X	9.25	80.67	22.52	3.98	65.0	± 9.6 %
		Y	8.61	78.53	21.74		65.0	
		Z	9.00	80.97	22.67		65.0	
10256-CAA	LTE-TDD (SC-FDMA, 100% RB, 1.4 MHz, 16-QAM)	X	10.45	81.80	21.06	3.98	65.0	± 9.6 %
		Y	9.25	79.43	20.63		65.0	
		Z	8.10	77.76	18.69		65.0	
10257-CAA	LTE-TDD (SC-FDMA, 100% RB, 1.4 MHz, 64-QAM)	X	10.14	80.97	20.68	3.98	65.0	± 9.6 %
		Y	9.17	78.95	20.38		65.0	
		Z	7.78	76.81	18.23		65.0	
10258-CAA	LTE-TDD (SC-FDMA, 100% RB, 1.4 MHz, QPSK)	X	9.51	83.16	21.76	3.98	65.0	± 9.6 %
		Y	8.34	80.46	21.12		65.0	
		Z	7.35	79.00	19.46		65.0	
10259-CAB	LTE-TDD (SC-FDMA, 100% RB, 3 MHz, 16-QAM)	X	8.50	79.32	21.74	3.98	65.0	± 9.6 %
		Y	8.08	77.61	21.22		65.0	
		Z	7.86	78.44	21.00		65.0	
10260-CAB	LTE-TDD (SC-FDMA, 100% RB, 3 MHz, 64-QAM)	X	8.50	79.04	21.65	3.98	65.0	± 9.6 %
		Y	8.14	77.44	21.18		65.0	
		Z	7.85	78.11	20.87		65.0	
10261-CAB	LTE-TDD (SC-FDMA, 100% RB, 3 MHz, QPSK)	X	10.46	84.88	23.66	3.98	65.0	± 9.6 %
		Y	8.99	81.35	22.49		65.0	
		Z	9.90	84.54	23.31		65.0	
10262-CAB	LTE-TDD (SC-FDMA, 100% RB, 5 MHz, 16-QAM)	X	8.92	80.22	22.77	3.98	65.0	± 9.6 %
		Y	8.45	78.35	22.11		65.0	
		Z	8.45	79.83	22.45		65.0	
10263-CAB	LTE-TDD (SC-FDMA, 100% RB, 5 MHz, 64-QAM)	X	8.39	77.98	21.64	3.98	65.0	± 9.6 %
		Y	8.12	76.54	21.14		65.0	
		Z	7.97	77.72	21.33		65.0	
10264-CAB	LTE-TDD (SC-FDMA, 100% RB, 5 MHz, QPSK)	X	10.46	84.37	23.71	3.98	65.0	± 9.6 %
		Y	9.15	81.08	22.57		65.0	
		Z	10.16	84.65	23.78		65.0	
10265-CAB	LTE-TDD (SC-FDMA, 100% RB, 10 MHz, 16-QAM)	X	8.50	77.59	21.64	3.98	65.0	± 9.6 %
		Y	8.29	76.32	21.16		65.0	
		Z	8.08	77.33	21.51		65.0	
10266-CAB	LTE-TDD (SC-FDMA, 100% RB, 10 MHz, 64-QAM)	X	8.85	78.27	22.25	3.98	65.0	± 9.6 %
		Y	8.62	76.95	21.75		65.0	
		Z	8.48	78.14	22.17		65.0	
10267-CAB	LTE-TDD (SC-FDMA, 100% RB, 10 MHz, QPSK)	X	9.58	81.04	22.42	3.98	65.0	± 9.6 %
		Y	8.86	78.85	21.63		65.0	
		Z	9.31	81.34	22.60		65.0	
10268-CAB	LTE-TDD (SC-FDMA, 100% RB, 15 MHz, 16-QAM)	X	8.89	76.95	21.70	3.98	65.0	± 9.6 %
		Y	8.78	75.95	21.31		65.0	
		Z	8.54	76.83	21.69		65.0	
10269-CAB	LTE-TDD (SC-FDMA, 100% RB, 15 MHz, 64-QAM)	X	8.79	76.51	21.59	3.98	65.0	± 9.6 %
		Y	8.71	75.58	21.23		65.0	
		Z	8.47	76.42	21.58		65.0	
10270-CAB	LTE-TDD (SC-FDMA, 100% RB, 15 MHz, QPSK)	X	8.98	78.26	21.47	3.98	65.0	± 9.6 %
		Y	8.66	76.86	20.96		65.0	
		Z	8.70	78.39	21.61		65.0	

10274-CAB	UMTS-FDD (HSUPA, Subtest 5, 3GPP Rel8.10)	X	2.76	67.40	16.12	0.00	150.0	± 9.6 %
		Y	2.68	66.20	15.35		150.0	
		Z	2.61	66.55	15.21		150.0	
10275-CAB	UMTS-FDD (HSUPA, Subtest 5, 3GPP Rel8.4)	X	1.97	71.33	17.64	0.00	150.0	± 9.6 %
		Y	1.71	67.84	15.61		150.0	
		Z	1.63	67.82	15.44		150.0	
10277-CAA	PHS (QPSK)	X	5.79	70.12	14.44	9.03	50.0	± 9.6 %
		Y	6.71	72.04	16.24		50.0	
		Z	5.20	69.01	13.39		50.0	
10278-CAA	PHS (QPSK, BW 884MHz, Rolloff 0.5)	X	10.14	81.72	21.64	9.03	50.0	± 9.6 %
		Y	10.00	81.13	22.16		50.0	
		Z	8.80	79.36	20.19		50.0	
10279-CAA	PHS (QPSK, BW 884MHz, Rolloff 0.38)	X	10.33	81.92	21.72	9.03	50.0	± 9.6 %
		Y	10.19	81.33	22.24		50.0	
		Z	8.92	79.53	20.27		50.0	
10290-AAB	CDMA2000, RC1, SO55, Full Rate	X	2.41	75.76	18.30	0.00	150.0	± 9.6 %
		Y	1.70	69.18	15.23		150.0	
		Z	1.46	68.58	14.00		150.0	
10291-AAB	CDMA2000, RC3, SO55, Full Rate	X	1.39	73.22	17.31	0.00	150.0	± 9.6 %
		Y	0.98	66.45	13.79		150.0	
		Z	0.85	65.74	12.53		150.0	
10292-AAB	CDMA2000, RC3, SO32, Full Rate	X	2.43	83.14	21.70	0.00	150.0	± 9.6 %
		Y	1.15	69.63	15.75		150.0	
		Z	1.04	69.40	14.71		150.0	
10293-AAB	CDMA2000, RC3, SO3, Full Rate	X	5.22	96.14	26.57	0.00	150.0	± 9.6 %
		Y	1.48	73.58	17.97		150.0	
		Z	1.47	74.43	17.37		150.0	
10295-AAB	CDMA2000, RC1, SO3, 1/8th Rate 25 fr.	X	10.48	83.75	24.32	9.03	50.0	± 9.6 %
		Y	9.84	81.54	23.85		50.0	
		Z	11.88	86.37	24.91		50.0	
10297-AAA	LTE-FDD (SC-FDMA, 50% RB, 20 MHz, QPSK)	X	3.28	72.37	17.95	0.00	150.0	± 9.6 %
		Y	2.98	69.95	16.59		150.0	
		Z	2.77	69.63	16.49		150.0	
10298-AAB	LTE-FDD (SC-FDMA, 50% RB, 3 MHz, QPSK)	X	2.26	72.62	17.48	0.00	150.0	± 9.6 %
		Y	1.88	68.51	15.39		150.0	
		Z	1.59	67.65	14.14		150.0	
10299-AAB	LTE-FDD (SC-FDMA, 50% RB, 3 MHz, 16-QAM)	X	6.40	81.89	20.37	0.00	150.0	± 9.6 %
		Y	3.78	73.44	17.26		150.0	
		Z	3.62	73.66	16.18		150.0	
10300-AAB	LTE-FDD (SC-FDMA, 50% RB, 3 MHz, 64-QAM)	X	3.72	72.73	16.07	0.00	150.0	± 9.6 %
		Y	2.96	68.88	14.55		150.0	
		Z	2.44	67.52	12.75		150.0	
10301-AAA	IEEE 802.16e WiMAX (29:18, 5ms, 10MHz, QPSK, PUSC)	X	5.70	68.03	18.84	4.17	80.0	± 9.6 %
		Y	5.77	67.36	18.35		80.0	
		Z	5.64	68.37	18.74		80.0	
10302-AAA	IEEE 802.16e WiMAX (29:18, 5ms, 10MHz, QPSK, PUSC, 3 CTRL symbols)	X	6.21	68.72	19.60	4.96	80.0	± 9.6 %
		Y	6.41	68.65	19.47		80.0	
		Z	6.13	69.05	19.54		80.0	

10303-AAA	IEEE 802.16e WiMAX (31:15, 5ms, 10MHz, 64QAM, PUSC)	X	6.07	68.83	19.70	4.96	80.0	± 9.6 %
		Y	6.30	68.82	19.58		80.0	
		Z	5.97	69.08	19.56		80.0	
10304-AAA	IEEE 802.16e WiMAX (29:18, 5ms, 10MHz, 64QAM, PUSC)	X	5.71	68.13	18.89	4.17	80.0	± 9.6 %
		Y	5.89	68.01	18.73		80.0	
		Z	5.61	68.35	18.73		80.0	
10305-AAA	IEEE 802.16e WiMAX (31:15, 10ms, 10MHz, 64QAM, PUSC, 15 symbols)	X	6.90	74.81	23.11	6.02	50.0	± 9.6 %
		Y	9.48	82.28	26.60		50.0	
		Z	9.03	82.45	26.20		50.0	
10306-AAA	IEEE 802.16e WiMAX (29:18, 10ms, 10MHz, 64QAM, PUSC, 18 symbols)	X	6.40	71.34	21.64	6.02	50.0	± 9.6 %
		Y	6.75	71.50	21.57		50.0	
		Z	6.43	72.04	21.56		50.0	
10307-AAA	IEEE 802.16e WiMAX (29:18, 10ms, 10MHz, QPSK, PUSC, 18 symbols)	X	6.49	72.10	21.82	6.02	50.0	± 9.6 %
		Y	6.85	72.21	21.70		50.0	
		Z	6.50	72.67	21.67		50.0	
10308-AAA	IEEE 802.16e WiMAX (29:18, 10ms, 10MHz, 16QAM, PUSC)	X	6.53	72.49	22.02	6.02	50.0	± 9.6 %
		Y	6.89	72.58	21.88		50.0	
		Z	6.59	73.18	21.92		50.0	
10309-AAA	IEEE 802.16e WiMAX (29:18, 10ms, 10MHz, 16QAM, AMC 2x3, 18 symbols)	X	6.52	71.66	21.81	6.02	50.0	± 9.6 %
		Y	6.86	71.77	21.70		50.0	
		Z	6.53	72.35	21.74		50.0	
10310-AAA	IEEE 802.16e WiMAX (29:18, 10ms, 10MHz, QPSK, AMC 2x3, 18 symbols)	X	6.41	71.57	21.66	6.02	50.0	± 9.6 %
		Y	6.75	71.71	21.56		50.0	
		Z	6.45	72.29	21.59		50.0	
10311-AAA	LTE-FDD (SC-FDMA, 100% RB, 15 MHz, QPSK)	X	3.66	71.55	17.51	0.00	150.0	± 9.6 %
		Y	3.33	69.32	16.27		150.0	
		Z	3.12	68.94	16.14		150.0	
10313-AAA	IDEN 1:3	X	8.19	79.62	19.16	6.99	70.0	± 9.6 %
		Y	7.35	77.72	18.90		70.0	
		Z	8.21	80.46	19.57		70.0	
10314-AAA	IDEN 1:6	X	11.35	86.83	24.06	10.00	30.0	± 9.6 %
		Y	8.72	81.68	22.69		30.0	
		Z	10.81	87.34	24.49		30.0	
10315-AAB	IEEE 802.11b WiFi 2.4 GHz (DSSS, 1 Mbps, 96pc duty cycle)	X	1.24	66.34	16.99	0.17	150.0	± 9.6 %
		Y	1.18	64.44	15.46		150.0	
		Z	1.17	64.45	15.36		150.0	
10316-AAB	IEEE 802.11g WiFi 2.4 GHz (ERP-OFDM, 6 Mbps, 96pc duty cycle)	X	4.83	67.25	16.68	0.17	150.0	± 9.6 %
		Y	4.86	66.88	16.43		150.0	
		Z	4.68	66.99	16.39		150.0	
10317-AAB	IEEE 802.11a WiFi 5 GHz (OFDM, 6 Mbps, 96pc duty cycle)	X	4.83	67.25	16.68	0.17	150.0	± 9.6 %
		Y	4.86	66.88	16.43		150.0	
		Z	4.68	66.99	16.39		150.0	
10400-AAC	IEEE 802.11ac WiFi (20MHz, 64-QAM, 99pc duty cycle)	X	4.96	67.54	16.61	0.00	150.0	± 9.6 %
		Y	4.98	67.13	16.32		150.0	
		Z	4.75	67.19	16.29		150.0	
10401-AAC	IEEE 802.11ac WiFi (40MHz, 64-QAM, 99pc duty cycle)	X	5.54	67.49	16.61	0.00	150.0	± 9.6 %
		Y	5.56	67.14	16.37		150.0	
		Z	5.45	67.43	16.49		150.0	

10402-AAC	IEEE 802.11ac WiFi (80MHz, 64-QAM, 99pc duty cycle)	X	5.87	68.11	16.75	0.00	150.0	± 9.6 %
		Y	5.89	67.80	16.54		150.0	
		Z	5.70	67.70	16.47		150.0	
10403-AAB	CDMA2000 (1xEV-DO, Rev. 0)	X	2.41	75.76	18.30	0.00	115.0	± 9.6 %
		Y	1.70	69.18	15.23		115.0	
		Z	1.46	68.58	14.00		115.0	
10404-AAB	CDMA2000 (1xEV-DO, Rev. A)	X	2.41	75.76	18.30	0.00	115.0	± 9.6 %
		Y	1.70	69.18	15.23		115.0	
		Z	1.46	68.58	14.00		115.0	
10406-AAB	CDMA2000, RC3, SO32, SCH0, Full Rate	X	100.00	120.32	30.30	0.00	100.0	± 9.6 %
		Y	37.67	108.93	28.46		100.0	
		Z	100.00	119.28	29.39		100.0	
10410-AAA	LTE-TDD (SC-FDMA, 1 RB, 10 MHz, QPSK, UL Subframe=2,3,4,7,8,9)	X	100.00	118.51	29.90	3.23	80.0	± 9.6 %
		Y	100.00	119.74	30.88		80.0	
		Z	100.00	120.99	30.71		80.0	
10415-AAA	IEEE 802.11b WiFi 2.4 GHz (DSSS, 1 Mbps, 99pc duty cycle)	X	1.06	64.54	16.02	0.00	150.0	± 9.6 %
		Y	1.03	62.90	14.57		150.0	
		Z	1.03	63.04	14.51		150.0	
10416-AAA	IEEE 802.11g WiFi 2.4 GHz (ERP-OFDM, 6 Mbps, 99pc duty cycle)	X	4.73	67.12	16.55	0.00	150.0	± 9.6 %
		Y	4.75	66.70	16.25		150.0	
		Z	4.58	66.83	16.23		150.0	
10417-AAA	IEEE 802.11a/h WiFi 5 GHz (OFDM, 6 Mbps, 99pc duty cycle)	X	4.73	67.12	16.55	0.00	150.0	± 9.6 %
		Y	4.75	66.70	16.25		150.0	
		Z	4.58	66.83	16.23		150.0	
10418-AAA	IEEE 802.11g WiFi 2.4 GHz (DSSS-OFDM, 6 Mbps, 99pc duty cycle, Long preamble)	X	4.72	67.27	16.56	0.00	150.0	± 9.6 %
		Y	4.73	66.83	16.25		150.0	
		Z	4.56	66.98	16.24		150.0	
10419-AAA	IEEE 802.11g WiFi 2.4 GHz (DSSS-OFDM, 6 Mbps, 99pc duty cycle, Short preamble)	X	4.75	67.23	16.56	0.00	150.0	± 9.6 %
		Y	4.76	66.80	16.26		150.0	
		Z	4.59	66.94	16.24		150.0	
10422-AAA	IEEE 802.11n (HT Greenfield, 7.2 Mbps, BPSK)	X	4.87	67.22	16.56	0.00	150.0	± 9.6 %
		Y	4.89	66.82	16.28		150.0	
		Z	4.71	66.94	16.26		150.0	
10423-AAA	IEEE 802.11n (HT Greenfield, 43.3 Mbps, 16-QAM)	X	5.09	67.62	16.71	0.00	150.0	± 9.6 %
		Y	5.12	67.23	16.44		150.0	
		Z	4.88	67.27	16.38		150.0	
10424-AAA	IEEE 802.11n (HT Greenfield, 72.2 Mbps, 64-QAM)	X	5.00	67.56	16.68	0.00	150.0	± 9.6 %
		Y	5.02	67.15	16.39		150.0	
		Z	4.80	67.22	16.35		150.0	
10425-AAA	IEEE 802.11n (HT Greenfield, 15 Mbps, BPSK)	X	5.55	67.83	16.78	0.00	150.0	± 9.6 %
		Y	5.59	67.55	16.57		150.0	
		Z	5.40	67.57	16.55		150.0	
10426-AAA	IEEE 802.11n (HT Greenfield, 90 Mbps, 16-QAM)	X	5.56	67.88	16.79	0.00	150.0	± 9.6 %
		Y	5.60	67.58	16.58		150.0	
		Z	5.41	67.59	16.56		150.0	

10427-AAA	IEEE 802.11n (HT Greenfield, 150 Mbps, 64-QAM)	X	5.59	67.91	16.80	0.00	150.0	± 9.6 %
		Y	5.63	67.61	16.59		150.0	
		Z	5.42	67.56	16.54		150.0	
10430-AAA	LTE-FDD (OFDMA, 5 MHz, E-TM 3.1)	X	4.54	71.07	18.70	0.00	150.0	± 9.6 %
		Y	4.46	69.99	18.11		150.0	
		Z	4.20	70.41	17.89		150.0	
10431-AAA	LTE-FDD (OFDMA, 10 MHz, E-TM 3.1)	X	4.50	67.77	16.69	0.00	150.0	± 9.6 %
		Y	4.51	67.23	16.34		150.0	
		Z	4.26	67.36	16.21		150.0	
10432-AAA	LTE-FDD (OFDMA, 15 MHz, E-TM 3.1)	X	4.78	67.63	16.67	0.00	150.0	± 9.6 %
		Y	4.80	67.18	16.37		150.0	
		Z	4.56	67.25	16.29		150.0	
10433-AAA	LTE-FDD (OFDMA, 20 MHz, E-TM 3.1)	X	5.01	67.62	16.71	0.00	150.0	± 9.6 %
		Y	5.04	67.21	16.43		150.0	
		Z	4.81	67.25	16.37		150.0	
10434-AAA	W-CDMA (BS Test Model 1, 64 DPCH)	X	4.66	71.93	18.79	0.00	150.0	± 9.6 %
		Y	4.53	70.61	18.11		150.0	
		Z	4.27	71.15	17.82		150.0	
10435-AAA	LTE-TDD (SC-FDMA, 1 RB, 20 MHz, QPSK, UL Subframe=2,3,4,7,8,9)	X	100.00	118.35	29.82	3.23	80.0	± 9.6 %
		Y	100.00	119.61	30.82		80.0	
		Z	100.00	120.81	30.62		80.0	
10447-AAA	LTE-FDD (OFDMA, 5 MHz, E-TM 3.1, Clipping 44%)	X	3.85	68.02	16.38	0.00	150.0	± 9.6 %
		Y	3.83	67.22	15.92		150.0	
		Z	3.54	67.32	15.53		150.0	
10448-AAA	LTE-FDD (OFDMA, 10 MHz, E-TM 3.1, Clipping 44%)	X	4.31	67.56	16.56	0.00	150.0	± 9.6 %
		Y	4.32	66.99	16.19		150.0	
		Z	4.10	67.13	16.07		150.0	
10449-AAA	LTE-FDD (OFDMA, 15 MHz, E-TM 3.1, Clipping 44%)	X	4.56	67.47	16.59	0.00	150.0	± 9.6 %
		Y	4.57	66.98	16.26		150.0	
		Z	4.37	67.07	16.19		150.0	
10450-AAA	LTE-FDD (OFDMA, 20 MHz, E-TM 3.1, Clipping 44%)	X	4.73	67.38	16.58	0.00	150.0	± 9.6 %
		Y	4.74	66.94	16.27		150.0	
		Z	4.56	67.01	16.22		150.0	
10451-AAA	W-CDMA (BS Test Model 1, 64 DPCH, Clipping 44%)	X	3.81	68.42	16.23	0.00	150.0	± 9.6 %
		Y	3.77	67.50	15.73		150.0	
		Z	3.44	67.49	15.16		150.0	
10456-AAA	IEEE 802.11ac WiFi (160MHz, 64-QAM, 99pc duty cycle)	X	6.40	68.45	16.93	0.00	150.0	± 9.6 %
		Y	6.44	68.23	16.77		150.0	
		Z	6.27	68.12	16.71		150.0	
10457-AAA	UMTS-FDD (DC-HSDPA)	X	3.89	65.77	16.30	0.00	150.0	± 9.6 %
		Y	3.90	65.36	15.99		150.0	
		Z	3.82	65.47	15.93		150.0	
10458-AAA	CDMA2000 (1xEV-DO, Rev. B, 2 carriers)	X	3.60	67.53	15.71	0.00	150.0	± 9.6 %
		Y	3.56	66.59	15.22		150.0	
		Z	3.27	66.88	14.62		150.0	
10459-AAA	CDMA2000 (1xEV-DO, Rev. B, 3 carriers)	X	4.70	65.53	16.21	0.00	150.0	± 9.6 %
		Y	4.63	64.60	15.71		150.0	
		Z	4.27	64.85	15.38		150.0	

10460-AAA	UMTS-FDD (WCDMA, AMR)	X	1.28	75.29	20.20	0.00	150.0	± 9.6 %
		Y	0.92	67.71	15.91		150.0	
		Z	0.90	67.71	15.78		150.0	
10461-AAA	LTE-TDD (SC-FDMA, 1 RB, 1.4 MHz, QPSK, UL Subframe=2,3,4,7,8,9)	X	100.00	122.97	32.01	3.29	80.0	± 9.6 %
		Y	100.00	121.34	31.70		80.0	
		Z	100.00	125.58	32.88		80.0	
10462-AAA	LTE-TDD (SC-FDMA, 1 RB, 1.4 MHz, 16-QAM, UL Subframe=2,3,4,7,8,9)	X	100.00	108.03	24.84	3.23	80.0	± 9.6 %
		Y	100.00	109.86	26.18		80.0	
		Z	100.00	108.99	24.93		80.0	
10463-AAA	LTE-TDD (SC-FDMA, 1 RB, 1.4 MHz, 64-QAM, UL Subframe=2,3,4,7,8,9)	X	100.00	105.21	23.49	3.23	80.0	± 9.6 %
		Y	47.92	99.26	23.13		80.0	
		Z	100.00	105.71	23.36		80.0	
10464-AAA	LTE-TDD (SC-FDMA, 1 RB, 3 MHz, QPSK, UL Subframe=2,3,4,7,8,9)	X	100.00	121.12	31.00	3.23	80.0	± 9.6 %
		Y	100.00	119.76	30.82		80.0	
		Z	100.00	123.61	31.80		80.0	
10465-AAA	LTE-TDD (SC-FDMA, 1 RB, 3 MHz, 16-QAM, UL Subframe=2,3,4,7,8,9)	X	100.00	107.54	24.59	3.23	80.0	± 9.6 %
		Y	92.10	108.50	25.75		80.0	
		Z	100.00	108.47	24.68		80.0	
10466-AAA	LTE-TDD (SC-FDMA, 1 RB, 3 MHz, 64-QAM, UL Subframe=2,3,4,7,8,9)	X	100.00	104.76	23.28	3.23	80.0	± 9.6 %
		Y	27.79	92.79	21.40		80.0	
		Z	53.71	98.96	21.73		80.0	
10467-AAA	LTE-TDD (SC-FDMA, 1 RB, 5 MHz, QPSK, UL Subframe=2,3,4,7,8,9)	X	100.00	121.32	31.10	3.23	80.0	± 9.6 %
		Y	100.00	119.93	30.90		80.0	
		Z	100.00	123.83	31.91		80.0	
10468-AAA	LTE-TDD (SC-FDMA, 1 RB, 5 MHz, 16-QAM, UL Subframe=2,3,4,7,8,9)	X	100.00	107.68	24.66	3.23	80.0	± 9.6 %
		Y	100.00	109.58	26.02		80.0	
		Z	100.00	108.64	24.75		80.0	
10469-AAA	LTE-TDD (SC-FDMA, 1 RB, 5 MHz, 64-QAM, UL Subframe=2,3,4,7,8,9)	X	100.00	104.76	23.27	3.23	80.0	± 9.6 %
		Y	28.45	93.06	21.47		80.0	
		Z	57.15	99.60	21.88		80.0	
10470-AAA	LTE-TDD (SC-FDMA, 1 RB, 10 MHz, QPSK, UL Subframe=2,3,4,7,8,9)	X	100.00	121.35	31.10	3.23	80.0	± 9.6 %
		Y	100.00	119.95	30.90		80.0	
		Z	100.00	123.86	31.91		80.0	
10471-AAA	LTE-TDD (SC-FDMA, 1 RB, 10 MHz, 16-QAM, UL Subframe=2,3,4,7,8,9)	X	100.00	107.63	24.63	3.23	80.0	± 9.6 %
		Y	100.00	109.54	26.00		80.0	
		Z	100.00	108.59	24.73		80.0	
10472-AAA	LTE-TDD (SC-FDMA, 1 RB, 10 MHz, 64-QAM, UL Subframe=2,3,4,7,8,9)	X	100.00	104.72	23.24	3.23	80.0	± 9.6 %
		Y	28.52	93.08	21.46		80.0	
		Z	57.07	99.54	21.85		80.0	
10473-AAA	LTE-TDD (SC-FDMA, 1 RB, 15 MHz, QPSK, UL Subframe=2,3,4,7,8,9)	X	100.00	121.32	31.09	3.23	80.0	± 9.6 %
		Y	100.00	119.92	30.89		80.0	
		Z	100.00	123.84	31.90		80.0	
10474-AAA	LTE-TDD (SC-FDMA, 1 RB, 15 MHz, 16-QAM, UL Subframe=2,3,4,7,8,9)	X	100.00	107.64	24.63	3.23	80.0	± 9.6 %
		Y	100.00	109.55	26.00		80.0	
		Z	100.00	108.60	24.73		80.0	
10475-AAA	LTE-TDD (SC-FDMA, 1 RB, 15 MHz, 64-QAM, UL Subframe=2,3,4,7,8,9)	X	100.00	104.73	23.25	3.23	80.0	± 9.6 %
		Y	28.13	92.93	21.42		80.0	
		Z	55.36	99.25	21.78		80.0	

10477-AAA	LTE-TDD (SC-FDMA, 1 RB, 20 MHz, 16-QAM, UL Subframe=2,3,4,7,8,9)	X	100.00	107.49	24.56	3.23	80.0	± 9.6 %
		Y	96.57	109.01	25.85		80.0	
		Z	100.00	108.42	24.64		80.0	
10478-AAA	LTE-TDD (SC-FDMA, 1 RB, 20 MHz, 64-QAM, UL Subframe=2,3,4,7,8,9)	X	100.00	104.68	23.23	3.23	80.0	± 9.6 %
		Y	27.68	92.72	21.36		80.0	
		Z	53.23	98.81	21.67		80.0	
10479-AAA	LTE-TDD (SC-FDMA, 50% RB, 1.4 MHz, QPSK, UL Subframe=2,3,4,7,8,9)	X	26.63	104.01	29.13	3.23	80.0	± 9.6 %
		Y	9.63	86.48	23.96		80.0	
		Z	24.30	102.59	28.22		80.0	
10480-AAA	LTE-TDD (SC-FDMA, 50% RB, 1.4 MHz, 16-QAM, UL Subframe=2,3,4,7,8,9)	X	38.31	102.90	27.02	3.23	80.0	± 9.6 %
		Y	11.50	85.06	22.20		80.0	
		Z	29.11	98.49	25.10		80.0	
10481-AAA	LTE-TDD (SC-FDMA, 50% RB, 1.4 MHz, 64-QAM, UL Subframe=2,3,4,7,8,9)	X	30.40	98.59	25.52	3.23	80.0	± 9.6 %
		Y	10.74	83.47	21.41		80.0	
		Z	20.94	92.98	23.18		80.0	
10482-AAA	LTE-TDD (SC-FDMA, 50% RB, 3 MHz, QPSK, UL Subframe=2,3,4,7,8,9)	X	8.51	84.82	22.25	2.23	80.0	± 9.6 %
		Y	5.60	77.58	19.80		80.0	
		Z	5.41	78.09	19.19		80.0	
10483-AAA	LTE-TDD (SC-FDMA, 50% RB, 3 MHz, 16-QAM, UL Subframe=2,3,4,7,8,9)	X	14.01	88.92	23.41	2.23	80.0	± 9.6 %
		Y	8.14	80.18	20.73		80.0	
		Z	9.32	82.50	20.44		80.0	
10484-AAA	LTE-TDD (SC-FDMA, 50% RB, 3 MHz, 64-QAM, UL Subframe=2,3,4,7,8,9)	X	12.47	87.00	22.82	2.23	80.0	± 9.6 %
		Y	7.81	79.33	20.43		80.0	
		Z	8.26	80.64	19.81		80.0	
10485-AAA	LTE-TDD (SC-FDMA, 50% RB, 5 MHz, QPSK, UL Subframe=2,3,4,7,8,9)	X	8.06	84.25	22.66	2.23	80.0	± 9.6 %
		Y	5.75	77.87	20.37		80.0	
		Z	5.68	79.10	20.42		80.0	
10486-AAA	LTE-TDD (SC-FDMA, 50% RB, 5 MHz, 16-QAM, UL Subframe=2,3,4,7,8,9)	X	5.66	75.87	19.43	2.23	80.0	± 9.6 %
		Y	4.94	72.86	18.29		80.0	
		Z	4.62	73.05	17.69		80.0	
10487-AAA	LTE-TDD (SC-FDMA, 50% RB, 5 MHz, 64-QAM, UL Subframe=2,3,4,7,8,9)	X	5.56	75.25	19.19	2.23	80.0	± 9.6 %
		Y	4.94	72.51	18.16		80.0	
		Z	4.56	72.51	17.46		80.0	
10488-AAA	LTE-TDD (SC-FDMA, 50% RB, 10 MHz, QPSK, UL Subframe=2,3,4,7,8,9)	X	7.10	80.82	21.84	2.23	80.0	± 9.6 %
		Y	5.79	76.47	20.13		80.0	
		Z	5.49	77.19	20.36		80.0	
10489-AAA	LTE-TDD (SC-FDMA, 50% RB, 10 MHz, 16-QAM, UL Subframe=2,3,4,7,8,9)	X	5.34	73.87	19.44	2.23	80.0	± 9.6 %
		Y	5.00	71.87	18.57		80.0	
		Z	4.68	72.17	18.47		80.0	
10490-AAA	LTE-TDD (SC-FDMA, 50% RB, 10 MHz, 64-QAM, UL Subframe=2,3,4,7,8,9)	X	5.35	73.36	19.26	2.23	80.0	± 9.6 %
		Y	5.06	71.53	18.46		80.0	
		Z	4.74	71.87	18.36		80.0	
10491-AAA	LTE-TDD (SC-FDMA, 50% RB, 15 MHz, QPSK, UL Subframe=2,3,4,7,8,9)	X	6.36	77.12	20.56	2.23	80.0	± 9.6 %
		Y	5.66	74.28	19.36		80.0	
		Z	5.31	74.67	19.54		80.0	
10492-AAA	LTE-TDD (SC-FDMA, 50% RB, 15 MHz, 16-QAM, UL Subframe=2,3,4,7,8,9)	X	5.41	72.24	18.98	2.23	80.0	± 9.6 %
		Y	5.23	70.84	18.33		80.0	
		Z	4.89	71.01	18.29		80.0	

10493-AAA	LTE-TDD (SC-FDMA, 50% RB, 15 MHz, 64-QAM, UL Subframe=2,3,4,7,8,9)	X	5.44	71.94	18.88	2.23	80.0	± 9.6 %
		Y	5.28	70.63	18.27		80.0	
		Z	4.94	70.81	18.22		80.0	
10494-AAA	LTE-TDD (SC-FDMA, 50% RB, 20 MHz, QPSK, UL Subframe=2,3,4,7,8,9)	X	7.43	79.70	21.31	2.23	80.0	± 9.6 %
		Y	6.30	76.13	19.88		80.0	
		Z	5.88	76.40	20.05		80.0	
10495-AAA	LTE-TDD (SC-FDMA, 50% RB, 20 MHz, 16-QAM, UL Subframe=2,3,4,7,8,9)	X	5.56	72.97	19.25	2.23	80.0	± 9.6 %
		Y	5.33	71.45	18.55		80.0	
		Z	4.97	71.48	18.50		80.0	
10496-AAA	LTE-TDD (SC-FDMA, 50% RB, 20 MHz, 64-QAM, UL Subframe=2,3,4,7,8,9)	X	5.54	72.39	19.06	2.23	80.0	± 9.6 %
		Y	5.37	71.03	18.42		80.0	
		Z	5.01	71.08	18.38		80.0	
10497-AAA	LTE-TDD (SC-FDMA, 100% RB, 1.4 MHz, QPSK, UL Subframe=2,3,4,7,8,9)	X	7.31	82.38	20.82	2.23	80.0	± 9.6 %
		Y	4.87	75.75	18.64		80.0	
		Z	4.03	73.68	16.68		80.0	
10498-AAA	LTE-TDD (SC-FDMA, 100% RB, 1.4 MHz, 16-QAM, UL Subframe=2,3,4,7,8,9)	X	4.73	73.29	16.69	2.23	80.0	± 9.6 %
		Y	4.12	70.77	15.97		80.0	
		Z	2.73	66.24	12.60		80.0	
10499-AAA	LTE-TDD (SC-FDMA, 100% RB, 1.4 MHz, 64-QAM, UL Subframe=2,3,4,7,8,9)	X	4.59	72.54	16.27	2.23	80.0	± 9.6 %
		Y	4.10	70.38	15.70		80.0	
		Z	2.62	65.47	12.11		80.0	
10500-AAA	LTE-TDD (SC-FDMA, 100% RB, 3 MHz, QPSK, UL Subframe=2,3,4,7,8,9)	X	7.19	81.83	22.01	2.23	80.0	± 9.6 %
		Y	5.57	76.69	20.07		80.0	
		Z	5.44	77.85	20.24		80.0	
10501-AAA	LTE-TDD (SC-FDMA, 100% RB, 3 MHz, 16-QAM, UL Subframe=2,3,4,7,8,9)	X	5.46	74.81	19.33	2.23	80.0	± 9.6 %
		Y	4.94	72.30	18.33		80.0	
		Z	4.65	72.67	17.97		80.0	
10502-AAA	LTE-TDD (SC-FDMA, 100% RB, 3 MHz, 64-QAM, UL Subframe=2,3,4,7,8,9)	X	5.46	74.43	19.15	2.23	80.0	± 9.6 %
		Y	4.98	72.05	18.20		80.0	
		Z	4.68	72.41	17.81		80.0	
10503-AAA	LTE-TDD (SC-FDMA, 100% RB, 5 MHz, QPSK, UL Subframe=2,3,4,7,8,9)	X	6.99	80.56	21.73	2.23	80.0	± 9.6 %
		Y	5.72	76.28	20.04		80.0	
		Z	5.42	76.98	20.27		80.0	
10504-AAA	LTE-TDD (SC-FDMA, 100% RB, 5 MHz, 16-QAM, UL Subframe=2,3,4,7,8,9)	X	5.31	73.78	19.39	2.23	80.0	± 9.6 %
		Y	4.98	71.79	18.52		80.0	
		Z	4.66	72.08	18.42		80.0	
10505-AAA	LTE-TDD (SC-FDMA, 100% RB, 5 MHz, 64-QAM, UL Subframe=2,3,4,7,8,9)	X	5.32	73.26	19.21	2.23	80.0	± 9.6 %
		Y	5.03	71.44	18.41		80.0	
		Z	4.72	71.78	18.31		80.0	
10506-AAA	LTE-TDD (SC-FDMA, 100% RB, 10 MHz, QPSK, UL Subframe=2,3,4,7,8,9)	X	7.35	79.52	21.23	2.23	80.0	± 9.6 %
		Y	6.24	75.99	19.82		80.0	
		Z	5.83	76.25	19.98		80.0	
10507-AAA	LTE-TDD (SC-FDMA, 100% RB, 10 MHz, 16-QAM, UL Subframe=2,3,4,7,8,9)	X	5.53	72.90	19.22	2.23	80.0	± 9.6 %
		Y	5.31	71.39	18.51		80.0	
		Z	4.95	71.42	18.47		80.0	

10508-AAA	LTE-TDD (SC-FDMA, 100% RB, 10 MHz, 64-QAM, UL Subframe=2,3,4,7,8,9)	X	5.52	72.31	19.02	2.23	80.0	± 9.6 %
		Y	5.35	70.96	18.38		80.0	
		Z	4.99	71.02	18.34		80.0	
10509-AAA	LTE-TDD (SC-FDMA, 100% RB, 15 MHz, QPSK, UL Subframe=2,3,4,7,8,9)	X	6.86	76.40	20.08	2.23	80.0	± 9.6 %
		Y	6.23	74.05	19.09		80.0	
		Z	5.83	74.13	19.18		80.0	
10510-AAA	LTE-TDD (SC-FDMA, 100% RB, 15 MHz, 16-QAM, UL Subframe=2,3,4,7,8,9)	X	5.89	72.04	18.91	2.23	80.0	± 9.6 %
		Y	5.75	70.91	18.36		80.0	
		Z	5.36	70.80	18.32		80.0	
10511-AAA	LTE-TDD (SC-FDMA, 100% RB, 15 MHz, 64-QAM, UL Subframe=2,3,4,7,8,9)	X	5.86	71.58	18.77	2.23	80.0	± 9.6 %
		Y	5.75	70.55	18.27		80.0	
		Z	5.39	70.48	18.23		80.0	
10512-AAA	LTE-TDD (SC-FDMA, 100% RB, 20 MHz, QPSK, UL Subframe=2,3,4,7,8,9)	X	7.85	79.24	20.97	2.23	80.0	± 9.6 %
		Y	6.75	76.04	19.69		80.0	
		Z	6.30	76.05	19.77		80.0	
10513-AAA	LTE-TDD (SC-FDMA, 100% RB, 20 MHz, 16-QAM, UL Subframe=2,3,4,7,8,9)	X	5.88	72.72	19.16	2.23	80.0	± 9.6 %
		Y	5.70	71.43	18.55		80.0	
		Z	5.29	71.21	18.47		80.0	
10514-AAA	LTE-TDD (SC-FDMA, 100% RB, 20 MHz, 64-QAM, UL Subframe=2,3,4,7,8,9)	X	5.77	72.00	18.94	2.23	80.0	± 9.6 %
		Y	5.64	70.86	18.38		80.0	
		Z	5.26	70.69	18.32		80.0	
10515-AAA	IEEE 802.11b WiFi 2.4 GHz (DSSS, 2 Mbps, 99pc duty cycle)	X	1.03	64.88	16.19	0.00	150.0	± 9.6 %
		Y	0.99	63.07	14.62		150.0	
		Z	0.99	63.20	14.56		150.0	
10516-AAA	IEEE 802.11b WiFi 2.4 GHz (DSSS, 5.5 Mbps, 99pc duty cycle)	X	1.64	91.04	26.85	0.00	150.0	± 9.6 %
		Y	0.59	69.22	16.60		150.0	
		Z	0.59	69.23	16.57		150.0	
10517-AAA	IEEE 802.11b WiFi 2.4 GHz (DSSS, 11 Mbps, 99pc duty cycle)	X	0.96	68.68	17.89	0.00	150.0	± 9.6 %
		Y	0.84	64.94	15.18		150.0	
		Z	0.84	64.94	15.09		150.0	
10518-AAA	IEEE 802.11a/h WiFi 5 GHz (OFDM, 9 Mbps, 99pc duty cycle)	X	4.73	67.22	16.54	0.00	150.0	± 9.6 %
		Y	4.75	66.79	16.24		150.0	
		Z	4.57	66.91	16.20		150.0	
10519-AAA	IEEE 802.11a/h WiFi 5 GHz (OFDM, 12 Mbps, 99pc duty cycle)	X	4.96	67.51	16.67	0.00	150.0	± 9.6 %
		Y	4.99	67.12	16.39		150.0	
		Z	4.76	67.15	16.33		150.0	
10520-AAA	IEEE 802.11a/h WiFi 5 GHz (OFDM, 18 Mbps, 99pc duty cycle)	X	4.82	67.52	16.62	0.00	150.0	± 9.6 %
		Y	4.84	67.09	16.32		150.0	
		Z	4.61	67.11	16.25		150.0	
10521-AAA	IEEE 802.11a/h WiFi 5 GHz (OFDM, 24 Mbps, 99pc duty cycle)	X	4.75	67.54	16.61	0.00	150.0	± 9.6 %
		Y	4.77	67.10	16.31		150.0	
		Z	4.54	67.10	16.23		150.0	
10522-AAA	IEEE 802.11a/h WiFi 5 GHz (OFDM, 36 Mbps, 99pc duty cycle)	X	4.79	67.47	16.62	0.00	150.0	± 9.6 %
		Y	4.80	67.00	16.30		150.0	
		Z	4.60	67.19	16.31		150.0	

10523-AAA	IEEE 802.11a/h WiFi 5 GHz (OFDM, 48 Mbps, 99pc duty cycle)	X	4.66	67.41	16.50	0.00	150.0	± 9.6 %
		Y	4.67	66.95	16.18		150.0	
		Z	4.48	67.04	16.16		150.0	
10524-AAA	IEEE 802.11a/h WiFi 5 GHz (OFDM, 54 Mbps, 99pc duty cycle)	X	4.74	67.44	16.62	0.00	150.0	± 9.6 %
		Y	4.76	66.99	16.31		150.0	
		Z	4.54	67.10	16.28		150.0	
10525-AAA	IEEE 802.11ac WiFi (20MHz, MCS0, 99pc duty cycle)	X	4.69	66.48	16.21	0.00	150.0	± 9.6 %
		Y	4.70	66.02	15.89		150.0	
		Z	4.53	66.15	15.87		150.0	
10526-AAA	IEEE 802.11ac WiFi (20MHz, MCS1, 99pc duty cycle)	X	4.91	66.90	16.35	0.00	150.0	± 9.6 %
		Y	4.91	66.43	16.04		150.0	
		Z	4.70	66.52	16.01		150.0	
10527-AAA	IEEE 802.11ac WiFi (20MHz, MCS2, 99pc duty cycle)	X	4.82	66.89	16.32	0.00	150.0	± 9.6 %
		Y	4.83	66.42	16.00		150.0	
		Z	4.62	66.47	15.95		150.0	
10528-AAA	IEEE 802.11ac WiFi (20MHz, MCS3, 99pc duty cycle)	X	4.84	66.91	16.35	0.00	150.0	± 9.6 %
		Y	4.85	66.44	16.03		150.0	
		Z	4.63	66.49	15.99		150.0	
10529-AAA	IEEE 802.11ac WiFi (20MHz, MCS4, 99pc duty cycle)	X	4.84	66.91	16.35	0.00	150.0	± 9.6 %
		Y	4.85	66.44	16.03		150.0	
		Z	4.63	66.49	15.99		150.0	
10531-AAA	IEEE 802.11ac WiFi (20MHz, MCS6, 99pc duty cycle)	X	4.86	67.08	16.39	0.00	150.0	± 9.6 %
		Y	4.87	66.60	16.06		150.0	
		Z	4.63	66.60	16.00		150.0	
10532-AAA	IEEE 802.11ac WiFi (20MHz, MCS7, 99pc duty cycle)	X	4.71	66.97	16.35	0.00	150.0	± 9.6 %
		Y	4.72	66.49	16.02		150.0	
		Z	4.49	66.45	15.93		150.0	
10533-AAA	IEEE 802.11ac WiFi (20MHz, MCS8, 99pc duty cycle)	X	4.86	66.93	16.33	0.00	150.0	± 9.6 %
		Y	4.87	66.45	16.01		150.0	
		Z	4.64	66.54	15.97		150.0	
10534-AAA	IEEE 802.11ac WiFi (40MHz, MCS0, 99pc duty cycle)	X	5.34	67.03	16.36	0.00	150.0	± 9.6 %
		Y	5.36	66.66	16.11		150.0	
		Z	5.17	66.62	16.06		150.0	
10535-AAA	IEEE 802.11ac WiFi (40MHz, MCS1, 99pc duty cycle)	X	5.42	67.17	16.42	0.00	150.0	± 9.6 %
		Y	5.43	66.80	16.16		150.0	
		Z	5.24	66.80	16.14		150.0	
10536-AAA	IEEE 802.11ac WiFi (40MHz, MCS2, 99pc duty cycle)	X	5.29	67.18	16.41	0.00	150.0	± 9.6 %
		Y	5.30	66.78	16.13		150.0	
		Z	5.11	66.74	16.09		150.0	
10537-AAA	IEEE 802.11ac WiFi (40MHz, MCS3, 99pc duty cycle)	X	5.35	67.14	16.39	0.00	150.0	± 9.6 %
		Y	5.36	66.75	16.12		150.0	
		Z	5.16	66.71	16.08		150.0	
10538-AAA	IEEE 802.11ac WiFi (40MHz, MCS4, 99pc duty cycle)	X	5.47	67.20	16.46	0.00	150.0	± 9.6 %
		Y	5.49	66.85	16.21		150.0	
		Z	5.26	66.74	16.13		150.0	
10540-AAA	IEEE 802.11ac WiFi (40MHz, MCS6, 99pc duty cycle)	X	5.36	67.15	16.45	0.00	150.0	± 9.6 %
		Y	5.38	66.77	16.18		150.0	
		Z	5.19	66.76	16.16		150.0	

10541-AAA	IEEE 802.11ac WiFi (40MHz, MCS7, 99pc duty cycle)	X	5.35	67.08	16.42	0.00	150.0	± 9.6 %
		Y	5.38	66.75	16.17		150.0	
		Z	5.16	66.62	16.08		150.0	
10542-AAA	IEEE 802.11ac WiFi (40MHz, MCS8, 99pc duty cycle)	X	5.49	67.08	16.42	0.00	150.0	± 9.6 %
		Y	5.51	66.73	16.18		150.0	
		Z	5.31	66.69	16.13		150.0	
10543-AAA	IEEE 802.11ac WiFi (40MHz, MCS9, 99pc duty cycle)	X	5.58	67.09	16.44	0.00	150.0	± 9.6 %
		Y	5.61	66.77	16.21		150.0	
		Z	5.39	66.74	16.17		150.0	
10544-AAA	IEEE 802.11ac WiFi (80MHz, MCS0, 99pc duty cycle)	X	5.61	67.12	16.33	0.00	150.0	± 9.6 %
		Y	5.62	66.77	16.09		150.0	
		Z	5.48	66.74	16.05		150.0	
10545-AAA	IEEE 802.11ac WiFi (80MHz, MCS1, 99pc duty cycle)	X	5.83	67.51	16.46	0.00	150.0	± 9.6 %
		Y	5.84	67.15	16.22		150.0	
		Z	5.68	67.16	16.22		150.0	
10546-AAA	IEEE 802.11ac WiFi (80MHz, MCS2, 99pc duty cycle)	X	5.72	67.42	16.44	0.00	150.0	± 9.6 %
		Y	5.73	67.08	16.20		150.0	
		Z	5.55	66.95	16.13		150.0	
10547-AAA	IEEE 802.11ac WiFi (80MHz, MCS3, 99pc duty cycle)	X	5.81	67.48	16.46	0.00	150.0	± 9.6 %
		Y	5.83	67.17	16.24		150.0	
		Z	5.62	66.99	16.14		150.0	
10548-AAA	IEEE 802.11ac WiFi (80MHz, MCS4, 99pc duty cycle)	X	6.10	68.50	16.94	0.00	150.0	± 9.6 %
		Y	6.15	68.24	16.74		150.0	
		Z	5.89	67.98	16.61		150.0	
10550-AAA	IEEE 802.11ac WiFi (80MHz, MCS6, 99pc duty cycle)	X	5.74	67.36	16.42	0.00	150.0	± 9.6 %
		Y	5.75	67.01	16.18		150.0	
		Z	5.57	66.96	16.14		150.0	
10551-AAA	IEEE 802.11ac WiFi (80MHz, MCS7, 99pc duty cycle)	X	5.76	67.47	16.43	0.00	150.0	± 9.6 %
		Y	5.78	67.14	16.20		150.0	
		Z	5.58	67.00	16.12		150.0	
10552-AAA	IEEE 802.11ac WiFi (80MHz, MCS8, 99pc duty cycle)	X	5.66	67.23	16.33	0.00	150.0	± 9.6 %
		Y	5.67	66.89	16.10		150.0	
		Z	5.49	66.80	16.03		150.0	
10553-AAA	IEEE 802.11ac WiFi (80MHz, MCS9, 99pc duty cycle)	X	5.75	67.26	16.37	0.00	150.0	± 9.6 %
		Y	5.76	66.93	16.14		150.0	
		Z	5.58	66.84	16.08		150.0	
10554-AAA	IEEE 1602.11ac WiFi (160MHz, MCS0, 99pc duty cycle)	X	6.01	67.49	16.42	0.00	150.0	± 9.6 %
		Y	6.02	67.17	16.20		150.0	
		Z	5.89	67.10	16.15		150.0	
10555-AAA	IEEE 1602.11ac WiFi (160MHz, MCS1, 99pc duty cycle)	X	6.17	67.85	16.56	0.00	150.0	± 9.6 %
		Y	6.20	67.56	16.36		150.0	
		Z	6.02	67.41	16.28		150.0	
10556-AAA	IEEE 1602.11ac WiFi (160MHz, MCS2, 99pc duty cycle)	X	6.18	67.83	16.55	0.00	150.0	± 9.6 %
		Y	6.19	67.51	16.33		150.0	
		Z	6.04	67.46	16.30		150.0	
10557-AAA	IEEE 1602.11ac WiFi (160MHz, MCS3, 99pc duty cycle)	X	6.17	67.82	16.57	0.00	150.0	± 9.6 %
		Y	6.19	67.52	16.36		150.0	
		Z	6.00	67.36	16.27		150.0	

10558-AAA	IEEE 1602.11ac WiFi (160MHz, MCS4, 99pc duty cycle)	X	6.23	68.01	16.68	0.00	150.0	± 9.6 %
		Y	6.25	67.72	16.47		150.0	
		Z	6.05	67.53	16.37		150.0	
10560-AAA	IEEE 1602.11ac WiFi (160MHz, MCS6, 99pc duty cycle)	X	6.22	67.85	16.63	0.00	150.0	± 9.6 %
		Y	6.25	67.56	16.43		150.0	
		Z	6.05	67.37	16.33		150.0	
10561-AAA	IEEE 1602.11ac WiFi (160MHz, MCS7, 99pc duty cycle)	X	6.13	67.79	16.64	0.00	150.0	± 9.6 %
		Y	6.15	67.49	16.43		150.0	
		Z	5.97	67.35	16.35		150.0	
10562-AAA	IEEE 1602.11ac WiFi (160MHz, MCS8, 99pc duty cycle)	X	6.29	68.28	16.89	0.00	150.0	± 9.6 %
		Y	6.33	68.01	16.70		150.0	
		Z	6.10	67.74	16.55		150.0	
10563-AAA	IEEE 1602.11ac WiFi (160MHz, MCS9, 99pc duty cycle)	X	6.57	68.63	17.00	0.00	150.0	± 9.6 %
		Y	6.57	68.27	16.77		150.0	
		Z	6.35	68.10	16.68		150.0	
10564-AAA	IEEE 802.11g WiFi 2.4 GHz (DSSS-OFDM, 9 Mbps, 99pc duty cycle)	X	5.07	67.31	16.69	0.46	150.0	± 9.6 %
		Y	5.10	66.95	16.44		150.0	
		Z	4.91	67.04	16.40		150.0	
10565-AAA	IEEE 802.11g WiFi 2.4 GHz (DSSS-OFDM, 12 Mbps, 99pc duty cycle)	X	5.34	67.80	17.01	0.46	150.0	± 9.6 %
		Y	5.38	67.46	16.78		150.0	
		Z	5.14	67.47	16.71		150.0	
10566-AAA	IEEE 802.11g WiFi 2.4 GHz (DSSS-OFDM, 18 Mbps, 99pc duty cycle)	X	5.17	67.69	16.85	0.46	150.0	± 9.6 %
		Y	5.21	67.33	16.61		150.0	
		Z	4.97	67.33	16.54		150.0	
10567-AAA	IEEE 802.11g WiFi 2.4 GHz (DSSS-OFDM, 24 Mbps, 99pc duty cycle)	X	5.20	68.09	17.20	0.46	150.0	± 9.6 %
		Y	5.23	67.71	16.94		150.0	
		Z	5.00	67.68	16.86		150.0	
10568-AAA	IEEE 802.11g WiFi 2.4 GHz (DSSS-OFDM, 36 Mbps, 99pc duty cycle)	X	5.08	67.38	16.59	0.46	150.0	± 9.6 %
		Y	5.11	67.01	16.33		150.0	
		Z	4.90	67.16	16.34		150.0	
10569-AAA	IEEE 802.11g WiFi 2.4 GHz (DSSS-OFDM, 48 Mbps, 99pc duty cycle)	X	5.14	68.11	17.22	0.46	150.0	± 9.6 %
		Y	5.16	67.71	16.95		150.0	
		Z	4.96	67.77	16.91		150.0	
10570-AAA	IEEE 802.11g WiFi 2.4 GHz (DSSS-OFDM, 54 Mbps, 99pc duty cycle)	X	5.18	67.92	17.15	0.46	150.0	± 9.6 %
		Y	5.21	67.52	16.88		150.0	
		Z	4.99	67.63	16.86		150.0	
10571-AAA	IEEE 802.11b WiFi 2.4 GHz (DSSS, 1 Mbps, 90pc duty cycle)	X	1.45	67.97	17.69	0.46	130.0	± 9.6 %
		Y	1.38	65.84	16.15		130.0	
		Z	1.34	65.80	16.05		130.0	
10572-AAA	IEEE 802.11b WiFi 2.4 GHz (DSSS, 2 Mbps, 90pc duty cycle)	X	1.49	68.86	18.18	0.46	130.0	± 9.6 %
		Y	1.40	66.47	16.51		130.0	
		Z	1.36	66.39	16.40		130.0	
10573-AAA	IEEE 802.11b WiFi 2.4 GHz (DSSS, 5.5 Mbps, 90pc duty cycle)	X	100.00	149.30	40.22	0.46	130.0	± 9.6 %
		Y	3.11	88.03	23.54		130.0	
		Z	3.23	89.37	24.00		130.0	
10574-AAA	IEEE 802.11b WiFi 2.4 GHz (DSSS, 11 Mbps, 90pc duty cycle)	X	2.21	80.01	23.13	0.46	130.0	± 9.6 %
		Y	1.65	72.75	19.44		130.0	
		Z	1.56	72.33	19.21		130.0	

10575-AAA	IEEE 802.11g WiFi 2.4 GHz (DSSS-OFDM, 6 Mbps, 90pc duty cycle)	X	4.88	67.15	16.77	0.46	130.0	± 9.6 %
		Y	4.92	66.81	16.54		130.0	
		Z	4.73	66.93	16.51		130.0	
10576-AAA	IEEE 802.11g WiFi 2.4 GHz (DSSS-OFDM, 9 Mbps, 90pc duty cycle)	X	4.91	67.32	16.84	0.46	130.0	± 9.6 %
		Y	4.94	66.97	16.61		130.0	
		Z	4.75	67.08	16.56		130.0	
10577-AAA	IEEE 802.11g WiFi 2.4 GHz (DSSS-OFDM, 12 Mbps, 90pc duty cycle)	X	5.15	67.65	17.01	0.46	130.0	± 9.6 %
		Y	5.20	67.33	16.79		130.0	
		Z	4.96	67.36	16.73		130.0	
10578-AAA	IEEE 802.11g WiFi 2.4 GHz (DSSS-OFDM, 18 Mbps, 90pc duty cycle)	X	5.05	67.86	17.13	0.46	130.0	± 9.6 %
		Y	5.09	67.50	16.89		130.0	
		Z	4.85	67.51	16.82		130.0	
10579-AAA	IEEE 802.11g WiFi 2.4 GHz (DSSS-OFDM, 24 Mbps, 90pc duty cycle)	X	4.82	67.24	16.51	0.46	130.0	± 9.6 %
		Y	4.87	66.90	16.27		130.0	
		Z	4.63	66.89	16.19		130.0	
10580-AAA	IEEE 802.11g WiFi 2.4 GHz (DSSS-OFDM, 36 Mbps, 90pc duty cycle)	X	4.86	67.17	16.48	0.46	130.0	± 9.6 %
		Y	4.91	66.83	16.25		130.0	
		Z	4.68	66.92	16.22		130.0	
10581-AAA	IEEE 802.11g WiFi 2.4 GHz (DSSS-OFDM, 48 Mbps, 90pc duty cycle)	X	4.96	67.97	17.11	0.46	130.0	± 9.6 %
		Y	5.00	67.61	16.86		130.0	
		Z	4.76	67.57	16.77		130.0	
10582-AAA	IEEE 802.11g WiFi 2.4 GHz (DSSS-OFDM, 54 Mbps, 90pc duty cycle)	X	4.78	66.97	16.29	0.46	130.0	± 9.6 %
		Y	4.83	66.64	16.06		130.0	
		Z	4.58	66.67	16.00		130.0	
10583-AAA	IEEE 802.11a/h WiFi 5 GHz (OFDM, 6 Mbps, 90pc duty cycle)	X	4.88	67.15	16.77	0.46	130.0	± 9.6 %
		Y	4.92	66.81	16.54		130.0	
		Z	4.73	66.93	16.51		130.0	
10584-AAA	IEEE 802.11a/h WiFi 5 GHz (OFDM, 9 Mbps, 90pc duty cycle)	X	4.91	67.32	16.84	0.46	130.0	± 9.6 %
		Y	4.94	66.97	16.61		130.0	
		Z	4.75	67.08	16.56		130.0	
10585-AAA	IEEE 802.11a/h WiFi 5 GHz (OFDM, 12 Mbps, 90pc duty cycle)	X	5.15	67.65	17.01	0.46	130.0	± 9.6 %
		Y	5.20	67.33	16.79		130.0	
		Z	4.96	67.36	16.73		130.0	
10586-AAA	IEEE 802.11a/h WiFi 5 GHz (OFDM, 18 Mbps, 90pc duty cycle)	X	5.05	67.86	17.13	0.46	130.0	± 9.6 %
		Y	5.09	67.50	16.89		130.0	
		Z	4.85	67.51	16.82		130.0	
10587-AAA	IEEE 802.11a/h WiFi 5 GHz (OFDM, 24 Mbps, 90pc duty cycle)	X	4.82	67.24	16.51	0.46	130.0	± 9.6 %
		Y	4.87	66.90	16.27		130.0	
		Z	4.63	66.89	16.19		130.0	
10588-AAA	IEEE 802.11a/h WiFi 5 GHz (OFDM, 36 Mbps, 90pc duty cycle)	X	4.86	67.17	16.48	0.46	130.0	± 9.6 %
		Y	4.91	66.83	16.25		130.0	
		Z	4.68	66.92	16.22		130.0	
10589-AAA	IEEE 802.11a/h WiFi 5 GHz (OFDM, 48 Mbps, 90pc duty cycle)	X	4.96	67.97	17.11	0.46	130.0	± 9.6 %
		Y	5.00	67.61	16.86		130.0	
		Z	4.76	67.57	16.77		130.0	
10590-AAA	IEEE 802.11a/h WiFi 5 GHz (OFDM, 54 Mbps, 90pc duty cycle)	X	4.78	66.97	16.29	0.46	130.0	± 9.6 %
		Y	4.83	66.64	16.06		130.0	
		Z	4.58	66.67	16.00		130.0	

10591-AAA	IEEE 802.11n (HT Mixed, 20MHz, MCS0, 90pc duty cycle)	X	5.03	67.20	16.86	0.46	130.0	± 9.6 %
		Y	5.07	66.88	16.64		130.0	
		Z	4.88	66.97	16.60		130.0	
10592-AAA	IEEE 802.11n (HT Mixed, 20MHz, MCS1, 90pc duty cycle)	X	5.21	67.55	16.98	0.46	130.0	± 9.6 %
		Y	5.26	67.23	16.76		130.0	
		Z	5.03	67.30	16.73		130.0	
10593-AAA	IEEE 802.11n (HT Mixed, 20MHz, MCS2, 90pc duty cycle)	X	5.14	67.52	16.89	0.46	130.0	± 9.6 %
		Y	5.19	67.20	16.68		130.0	
		Z	4.96	67.23	16.62		130.0	
10594-AAA	IEEE 802.11n (HT Mixed, 20MHz, MCS3, 90pc duty cycle)	X	5.19	67.66	17.03	0.46	130.0	± 9.6 %
		Y	5.24	67.33	16.81		130.0	
		Z	5.01	67.38	16.76		130.0	
10595-AAA	IEEE 802.11n (HT Mixed, 20MHz, MCS4, 90pc duty cycle)	X	5.17	67.65	16.95	0.46	130.0	± 9.6 %
		Y	5.23	67.33	16.73		130.0	
		Z	4.98	67.35	16.67		130.0	
10596-AAA	IEEE 802.11n (HT Mixed, 20MHz, MCS5, 90pc duty cycle)	X	5.11	67.64	16.94	0.46	130.0	± 9.6 %
		Y	5.16	67.30	16.71		130.0	
		Z	4.92	67.35	16.67		130.0	
10597-AAA	IEEE 802.11n (HT Mixed, 20MHz, MCS6, 90pc duty cycle)	X	5.06	67.59	16.86	0.46	130.0	± 9.6 %
		Y	5.11	67.26	16.64		130.0	
		Z	4.87	67.26	16.56		130.0	
10598-AAA	IEEE 802.11n (HT Mixed, 20MHz, MCS7, 90pc duty cycle)	X	5.05	67.87	17.14	0.46	130.0	± 9.6 %
		Y	5.09	67.53	16.91		130.0	
		Z	4.85	67.47	16.80		130.0	
10599-AAA	IEEE 802.11n (HT Mixed, 40MHz, MCS0, 90pc duty cycle)	X	5.68	67.76	17.01	0.46	130.0	± 9.6 %
		Y	5.74	67.54	16.84		130.0	
		Z	5.54	67.51	16.80		130.0	
10600-AAA	IEEE 802.11n (HT Mixed, 40MHz, MCS1, 90pc duty cycle)	X	5.91	68.42	17.31	0.46	130.0	± 9.6 %
		Y	6.00	68.29	17.19		130.0	
		Z	5.69	67.96	17.01		130.0	
10601-AAA	IEEE 802.11n (HT Mixed, 40MHz, MCS2, 90pc duty cycle)	X	5.75	68.03	17.13	0.46	130.0	± 9.6 %
		Y	5.81	67.81	16.96		130.0	
		Z	5.57	67.70	16.89		130.0	
10602-AAA	IEEE 802.11n (HT Mixed, 40MHz, MCS3, 90pc duty cycle)	X	5.85	68.05	17.05	0.46	130.0	± 9.6 %
		Y	5.93	67.91	16.93		130.0	
		Z	5.67	67.73	16.83		130.0	
10603-AAA	IEEE 802.11n (HT Mixed, 40MHz, MCS4, 90pc duty cycle)	X	5.97	68.46	17.38	0.46	130.0	± 9.6 %
		Y	6.05	68.29	17.25		130.0	
		Z	5.74	68.01	17.09		130.0	
10604-AAA	IEEE 802.11n (HT Mixed, 40MHz, MCS5, 90pc duty cycle)	X	5.70	67.75	17.03	0.46	130.0	± 9.6 %
		Y	5.76	67.53	16.86		130.0	
		Z	5.55	67.48	16.81		130.0	
10605-AAA	IEEE 802.11n (HT Mixed, 40MHz, MCS6, 90pc duty cycle)	X	5.80	68.03	17.16	0.46	130.0	± 9.6 %
		Y	5.86	67.81	17.00		130.0	
		Z	5.67	67.84	17.00		130.0	
10606-AAA	IEEE 802.11n (HT Mixed, 40MHz, MCS7, 90pc duty cycle)	X	5.58	67.53	16.79	0.46	130.0	± 9.6 %
		Y	5.62	67.26	16.60		130.0	
		Z	5.41	67.19	16.54		130.0	

10607-AAA	IEEE 802.11ac WiFi (20MHz, MCS0, 90pc duty cycle)	X	4.86	66.52	16.48	0.46	130.0	± 9.6 %
		Y	4.89	66.14	16.23		130.0	
		Z	4.71	66.27	16.21		130.0	
10608-AAA	IEEE 802.11ac WiFi (20MHz, MCS1, 90pc duty cycle)	X	5.09	66.96	16.64	0.46	130.0	± 9.6 %
		Y	5.12	66.58	16.39		130.0	
		Z	4.90	66.67	16.37		130.0	
10609-AAA	IEEE 802.11ac WiFi (20MHz, MCS2, 90pc duty cycle)	X	4.98	66.85	16.52	0.46	130.0	± 9.6 %
		Y	5.01	66.47	16.26		130.0	
		Z	4.79	66.53	16.22		130.0	
10610-AAA	IEEE 802.11ac WiFi (20MHz, MCS3, 90pc duty cycle)	X	5.03	67.01	16.67	0.46	130.0	± 9.6 %
		Y	5.06	66.63	16.42		130.0	
		Z	4.84	66.68	16.37		130.0	
10611-AAA	IEEE 802.11ac WiFi (20MHz, MCS4, 90pc duty cycle)	X	4.96	66.86	16.54	0.46	130.0	± 9.6 %
		Y	4.99	66.50	16.29		130.0	
		Z	4.76	66.50	16.23		130.0	
10612-AAA	IEEE 802.11ac WiFi (20MHz, MCS5, 90pc duty cycle)	X	4.97	67.00	16.58	0.46	130.0	± 9.6 %
		Y	5.01	66.61	16.31		130.0	
		Z	4.77	66.66	16.28		130.0	
10613-AAA	IEEE 802.11ac WiFi (20MHz, MCS6, 90pc duty cycle)	X	4.99	66.94	16.49	0.46	130.0	± 9.6 %
		Y	5.03	66.55	16.23		130.0	
		Z	4.77	66.56	16.17		130.0	
10614-AAA	IEEE 802.11ac WiFi (20MHz, MCS7, 90pc duty cycle)	X	4.92	67.15	16.73	0.46	130.0	± 9.6 %
		Y	4.95	66.76	16.47		130.0	
		Z	4.71	66.71	16.38		130.0	
10615-AAA	IEEE 802.11ac WiFi (20MHz, MCS8, 90pc duty cycle)	X	4.95	66.65	16.31	0.46	130.0	± 9.6 %
		Y	4.99	66.28	16.06		130.0	
		Z	4.76	66.36	16.03		130.0	
10616-AAA	IEEE 802.11ac WiFi (40MHz, MCS0, 90pc duty cycle)	X	5.51	67.07	16.65	0.46	130.0	± 9.6 %
		Y	5.55	66.78	16.45		130.0	
		Z	5.35	66.74	16.40		130.0	
10617-AAA	IEEE 802.11ac WiFi (40MHz, MCS1, 90pc duty cycle)	X	5.58	67.18	16.67	0.46	130.0	± 9.6 %
		Y	5.62	66.89	16.46		130.0	
		Z	5.43	66.92	16.46		130.0	
10618-AAA	IEEE 802.11ac WiFi (40MHz, MCS2, 90pc duty cycle)	X	5.47	67.27	16.74	0.46	130.0	± 9.6 %
		Y	5.50	66.95	16.52		130.0	
		Z	5.31	66.92	16.47		130.0	
10619-AAA	IEEE 802.11ac WiFi (40MHz, MCS3, 90pc duty cycle)	X	5.49	67.07	16.57	0.46	130.0	± 9.6 %
		Y	5.52	66.76	16.36		130.0	
		Z	5.33	66.76	16.33		130.0	
10620-AAA	IEEE 802.11ac WiFi (40MHz, MCS4, 90pc duty cycle)	X	5.62	67.19	16.68	0.46	130.0	± 9.6 %
		Y	5.67	66.93	16.49		130.0	
		Z	5.42	66.79	16.40		130.0	
10621-AAA	IEEE 802.11ac WiFi (40MHz, MCS5, 90pc duty cycle)	X	5.59	67.25	16.82	0.46	130.0	± 9.6 %
		Y	5.63	66.98	16.62		130.0	
		Z	5.41	66.88	16.56		130.0	
10622-AAA	IEEE 802.11ac WiFi (40MHz, MCS6, 90pc duty cycle)	X	5.58	67.35	16.86	0.46	130.0	± 9.6 %
		Y	5.62	67.06	16.66		130.0	
		Z	5.43	67.06	16.64		130.0	

10623-AAA	IEEE 802.11ac WiFi (40MHz, MCS7, 90pc duty cycle)	X	5.48	66.99	16.57	0.46	130.0	± 9.6 %
		Y	5.54	66.75	16.40		130.0	
		Z	5.31	66.61	16.29		130.0	
10624-AAA	IEEE 802.11ac WiFi (40MHz, MCS8, 90pc duty cycle)	X	5.65	67.09	16.68	0.46	130.0	± 9.6 %
		Y	5.69	66.81	16.49		130.0	
		Z	5.50	66.79	16.45		130.0	
10625-AAA	IEEE 802.11ac WiFi (40MHz, MCS9, 90pc duty cycle)	X	6.03	68.01	17.18	0.46	130.0	± 9.6 %
		Y	6.05	67.65	16.95		130.0	
		Z	5.88	67.81	17.01		130.0	
10626-AAA	IEEE 802.11ac WiFi (80MHz, MCS0, 90pc duty cycle)	X	5.76	67.09	16.57	0.46	130.0	± 9.6 %
		Y	5.79	66.81	16.38		130.0	
		Z	5.64	66.79	16.35		130.0	
10627-AAA	IEEE 802.11ac WiFi (80MHz, MCS1, 90pc duty cycle)	X	6.01	67.60	16.77	0.46	130.0	± 9.6 %
		Y	6.04	67.32	16.58		130.0	
		Z	5.89	67.37	16.60		130.0	
10628-AAA	IEEE 802.11ac WiFi (80MHz, MCS2, 90pc duty cycle)	X	5.83	67.28	16.56	0.46	130.0	± 9.6 %
		Y	5.87	67.01	16.37		130.0	
		Z	5.69	66.92	16.32		130.0	
10629-AAA	IEEE 802.11ac WiFi (80MHz, MCS3, 90pc duty cycle)	X	5.93	67.36	16.58	0.46	130.0	± 9.6 %
		Y	5.99	67.16	16.43		130.0	
		Z	5.77	67.00	16.35		130.0	
10630-AAA	IEEE 802.11ac WiFi (80MHz, MCS4, 90pc duty cycle)	X	6.47	69.11	17.45	0.46	130.0	± 9.6 %
		Y	6.56	68.99	17.34		130.0	
		Z	6.24	68.58	17.14		130.0	
10631-AAA	IEEE 802.11ac WiFi (80MHz, MCS5, 90pc duty cycle)	X	6.36	68.89	17.53	0.46	130.0	± 9.6 %
		Y	6.44	68.71	17.39		130.0	
		Z	6.09	68.24	17.15		130.0	
10632-AAA	IEEE 802.11ac WiFi (80MHz, MCS6, 90pc duty cycle)	X	6.00	67.73	16.97	0.46	130.0	± 9.6 %
		Y	6.05	67.48	16.79		130.0	
		Z	5.85	67.39	16.74		130.0	
10633-AAA	IEEE 802.11ac WiFi (80MHz, MCS7, 90pc duty cycle)	X	5.95	67.59	16.73	0.46	130.0	± 9.6 %
		Y	6.01	67.38	16.58		130.0	
		Z	5.74	67.05	16.41		130.0	
10634-AAA	IEEE 802.11ac WiFi (80MHz, MCS8, 90pc duty cycle)	X	5.92	67.56	16.78	0.46	130.0	± 9.6 %
		Y	5.98	67.34	16.62		130.0	
		Z	5.72	67.07	16.47		130.0	
10635-AAA	IEEE 802.11ac WiFi (80MHz, MCS9, 90pc duty cycle)	X	5.80	66.87	16.18	0.46	130.0	± 9.6 %
		Y	5.85	66.64	16.01		130.0	
		Z	5.62	66.48	15.93		130.0	
10636-AAA	IEEE 1602.11ac WiFi (160MHz, MCS0, 90pc duty cycle)	X	6.16	67.47	16.65	0.46	130.0	± 9.6 %
		Y	6.19	67.22	16.49		130.0	
		Z	6.06	67.16	16.44		130.0	
10637-AAA	IEEE 1602.11ac WiFi (160MHz, MCS1, 90pc duty cycle)	X	6.34	67.89	16.84	0.46	130.0	± 9.6 %
		Y	6.39	67.69	16.69		130.0	
		Z	6.22	67.55	16.62		130.0	
10638-AAA	IEEE 1602.11ac WiFi (160MHz, MCS2, 90pc duty cycle)	X	6.33	67.82	16.78	0.46	130.0	± 9.6 %
		Y	6.36	67.57	16.61		130.0	
		Z	6.21	67.52	16.58		130.0	

10639-AAA	IEEE 1602.11ac WiFi (160MHz, MCS3, 90pc duty cycle)	X	6.34	67.88	16.86	0.46	130.0	± 9.6 %
		Y	6.38	67.64	16.70		130.0	
		Z	6.19	67.47	16.60		130.0	
10640-AAA	IEEE 1602.11ac WiFi (160MHz, MCS4, 90pc duty cycle)	X	6.37	67.96	16.84	0.46	130.0	± 9.6 %
		Y	6.42	67.75	16.69		130.0	
		Z	6.20	67.51	16.57		130.0	
10641-AAA	IEEE 1602.11ac WiFi (160MHz, MCS5, 90pc duty cycle)	X	6.36	67.66	16.71	0.46	130.0	± 9.6 %
		Y	6.40	67.44	16.56		130.0	
		Z	6.24	67.40	16.53		130.0	
10642-AAA	IEEE 1602.11ac WiFi (160MHz, MCS6, 90pc duty cycle)	X	6.44	68.03	17.05	0.46	130.0	± 9.6 %
		Y	6.49	67.81	16.91		130.0	
		Z	6.28	67.62	16.80		130.0	
10643-AAA	IEEE 1602.11ac WiFi (160MHz, MCS7, 90pc duty cycle)	X	6.26	67.70	16.80	0.46	130.0	± 9.6 %
		Y	6.31	67.48	16.64		130.0	
		Z	6.12	67.34	16.57		130.0	
10644-AAA	IEEE 1602.11ac WiFi (160MHz, MCS8, 90pc duty cycle)	X	6.50	68.41	17.18	0.46	130.0	± 9.6 %
		Y	6.57	68.25	17.05		130.0	
		Z	6.29	67.86	16.85		130.0	
10645-AAA	IEEE 1602.11ac WiFi (160MHz, MCS9, 90pc duty cycle)	X	6.78	68.77	17.29	0.46	130.0	± 9.6 %
		Y	6.81	68.48	17.11		130.0	
		Z	6.68	68.60	17.18		130.0	
10646-AAB	LTE-TDD (SC-FDMA, 1 RB, 5 MHz, QPSK, UL Subframe=2,7)	X	37.14	116.21	38.03	9.30	60.0	± 9.6 %
		Y	19.95	100.33	33.06		60.0	
		Z	62.05	131.91	43.22		60.0	
10647-AAA	LTE-TDD (SC-FDMA, 1 RB, 20 MHz, QPSK, UL Subframe=2,7)	X	38.52	117.84	38.64	9.30	60.0	± 9.6 %
		Y	20.25	101.35	33.50		60.0	
		Z	63.43	133.45	43.81		60.0	
10648-AAA	CDMA2000 (1x Advanced)	X	1.03	68.68	14.68	0.00	150.0	± 9.6 %
		Y	0.85	64.54	12.30		150.0	
		Z	0.71	63.65	10.90		150.0	

^E Uncertainty is determined using the max. deviation from linear response applying rectangular distribution and is expressed for the square of the field value.



Accredited by the Swiss Accreditation Service (SAS)
The Swiss Accreditation Service is one of the signatories to the EA
Multilateral Agreement for the recognition of calibration certificates

Accreditation No.: **SCS 0108**

Client **PC Test**

Certificate No: **EX3-7406_Apr16**

CALIBRATION CERTIFICATE

Object **EX3DV4 - SN:7406**

Calibration procedure(s) **QA CAL-01.v9, QA CAL-23.v5, QA CAL-25.v6**
Calibration procedure for dosimetric E-field probes

BN 04/26/2d6

Calibration date: **April 19, 2016**

This calibration certificate documents the traceability to national standards, which realize the physical units of measurements (SI).
The measurements and the uncertainties with confidence probability are given on the following pages and are part of the certificate.

All calibrations have been conducted in the closed laboratory facility: environment temperature $(22 \pm 3)^\circ\text{C}$ and humidity $< 70\%$.

Calibration Equipment used (M&TE critical for calibration)

Primary Standards	ID	Cal Date (Certificate No.)	Scheduled Calibration
Power meter NRP	SN: 104778	06-Apr-16 (No. 217-02288/02289)	Apr-17
Power sensor NRP-Z91	SN: 103244	06-Apr-16 (No. 217-02288)	Apr-17
Power sensor NRP-Z91	SN: 103245	06-Apr-16 (No. 217-02289)	Apr-17
Reference 20 dB Attenuator	SN: S5277 (20x)	05-Apr-16 (No. 217-02293)	Apr-17
Reference Probe ES3DV2	SN: 3013	31-Dec-15 (No. ES3-3013_Dec15)	Dec-16
DAE4	SN: 660	23-Dec-15 (No. DAE4-660_Dec15)	Dec-16
Secondary Standards	ID	Check Date (in house)	Scheduled Check
Power meter E4419B	SN: GB41293874	06-Apr-16 (No. 217-02285/02284)	In house check: Jun-16
Power sensor E4412A	SN: MY41498087	06-Apr-16 (No. 217-02285)	In house check: Jun-16
Power sensor E4412A	SN: 000110210	06-Apr-16 (No. 217-02284)	In house check: Jun-16
RF generator HP 8648C	SN: US3642U01700	04-Aug-99 (in house check Apr-13)	In house check: Jun-16
Network Analyzer HP 8753E	SN: US37390585	18-Oct-01 (in house check Oct-15)	In house check: Oct-16

Calibrated by:	Name Jeton Kastrati	Function Laboratory Technician	Signature
Approved by:	Name Katja Pokovic	Function Technical Manager	Signature
			Issued: April 20, 2016
This calibration certificate shall not be reproduced except in full without written approval of the laboratory.			



Accredited by the Swiss Accreditation Service (SAS)

Accreditation No.: **SCS 0108**

The Swiss Accreditation Service is one of the signatories to the EA
 Multilateral Agreement for the recognition of calibration certificates

Glossary:

TSL	tissue simulating liquid
NORM _{x,y,z}	sensitivity in free space
ConvF	sensitivity in TSL / NORM _{x,y,z}
DCP	diode compression point
CF	crest factor (1/duty_cycle) of the RF signal
A, B, C, D	modulation dependent linearization parameters
Polarization ϕ	ϕ rotation around probe axis
Polarization ϑ	ϑ rotation around an axis that is in the plane normal to probe axis (at measurement center), i.e., $\vartheta = 0$ is normal to probe axis
Connector Angle	information used in DASY system to align probe sensor X to the robot coordinate system

Calibration is Performed According to the Following Standards:

- IEEE Std 1528-2013, "IEEE Recommended Practice for Determining the Peak Spatial-Averaged Specific Absorption Rate (SAR) in the Human Head from Wireless Communications Devices: Measurement Techniques", June 2013
- IEC 62209-1, "Procedure to measure the Specific Absorption Rate (SAR) for hand-held devices used in close proximity to the ear (frequency range of 300 MHz to 3 GHz)", February 2005
- IEC 62209-2, "Procedure to determine the Specific Absorption Rate (SAR) for wireless communication devices used in close proximity to the human body (frequency range of 30 MHz to 6 GHz)", March 2010
- KDB 865664, "SAR Measurement Requirements for 100 MHz to 6 GHz"

Methods Applied and Interpretation of Parameters:

- NORM_{x,y,z}**: Assessed for E-field polarization $\vartheta = 0$ ($f \leq 900$ MHz in TEM-cell; $f > 1800$ MHz: R22 waveguide). NORM_{x,y,z} are only intermediate values, i.e., the uncertainties of NORM_{x,y,z} does not affect the E²-field uncertainty inside TSL (see below *ConvF*).
- NORM(*f*)_{x,y,z}** = NORM_{x,y,z} * *frequency_response* (see Frequency Response Chart). This linearization is implemented in DASY4 software versions later than 4.2. The uncertainty of the frequency response is included in the stated uncertainty of *ConvF*.
- DCP_{x,y,z}**: DCP are numerical linearization parameters assessed based on the data of power sweep with CW signal (no uncertainty required). DCP does not depend on frequency nor media.
- PAR**: PAR is the Peak to Average Ratio that is not calibrated but determined based on the signal characteristics
- A_{x,y,z}; B_{x,y,z}; C_{x,y,z}; D_{x,y,z}; VR_{x,y,z}**: A, B, C, D are numerical linearization parameters assessed based on the data of power sweep for specific modulation signal. The parameters do not depend on frequency nor media. VR is the maximum calibration range expressed in RMS voltage across the diode.
- ConvF and Boundary Effect Parameters**: Assessed in flat phantom using E-field (or Temperature Transfer Standard for $f \leq 800$ MHz) and inside waveguide using analytical field distributions based on power measurements for $f > 800$ MHz. The same setups are used for assessment of the parameters applied for boundary compensation (alpha, depth) of which typical uncertainty values are given. These parameters are used in DASY4 software to improve probe accuracy close to the boundary. The sensitivity in TSL corresponds to NORM_{x,y,z} * *ConvF* whereby the uncertainty corresponds to that given for *ConvF*. A frequency dependent *ConvF* is used in DASY version 4.4 and higher which allows extending the validity from ± 50 MHz to ± 100 MHz.
- Spherical isotropy (3D deviation from isotropy)**: in a field of low gradients realized using a flat phantom exposed by a patch antenna.
- Sensor Offset**: The sensor offset corresponds to the offset of virtual measurement center from the probe tip (on probe axis). No tolerance required.
- Connector Angle**: The angle is assessed using the information gained by determining the NORM_x (no uncertainty required).

Probe EX3DV4

SN:7406

Manufactured: November 24, 2015
Calibrated: April 19, 2016

Calibrated for DASY/EASY Systems
(Note: non-compatible with DASY2 system!)

DASY/EASY - Parameters of Probe: EX3DV4 - SN:7406

Basic Calibration Parameters

	Sensor X	Sensor Y	Sensor Z	Unc (k=2)
Norm ($\mu\text{V}/(\text{V}/\text{m})^2$) ^A	0.48	0.44	0.47	$\pm 10.1 \%$
DCP (mV) ^B	100.7	97.9	98.6	

Modulation Calibration Parameters

UID	Communication System Name		A dB	B dB $\sqrt{\mu\text{V}}$	C	D dB	VR mV	Unc ^E (k=2)
0	CW	X	0.0	0.0	1.0	0.00	120.4	$\pm 3.3 \%$
		Y	0.0	0.0	1.0		148.3	
		Z	0.0	0.0	1.0		146.7	
10010- CAA	SAR Validation (Square, 100ms, 10ms)	X	0.81	54.6	7.4	10.00	50.3	$\pm 2.2 \%$
		Y	0.68	55.1	7.9		47.9	
		Z	1.34	61.0	11.0		46.8	
10012- CAB	IEEE 802.11b WiFi 2.4 GHz (DSSS, 1 Mbps)	X	2.83	68.0	18.3	1.87	127.8	$\pm 0.5 \%$
		Y	2.82	68.4	18.4		117.8	
		Z	3.00	69.2	19.0		115.9	
10100- CAB	LTE-FDD (SC-FDMA, 100% RB, 20 MHz, QPSK)	X	6.54	67.4	19.5	5.67	142.1	$\pm 1.2 \%$
		Y	6.19	66.7	19.3		127.6	
		Z	6.37	66.7	19.2		125.7	
10103- CAB	LTE-TDD (SC-FDMA, 100% RB, 20 MHz, QPSK)	X	7.58	67.9	21.8	9.29	114.4	$\pm 1.7 \%$
		Y	7.34	68.3	22.5		144.3	
		Z	7.53	67.7	21.8		139.5	
10108- CAC	LTE-FDD (SC-FDMA, 100% RB, 10 MHz, QPSK)	X	6.34	66.9	19.4	5.80	137.5	$\pm 1.2 \%$
		Y	5.90	65.9	19.0		123.8	
		Z	6.24	66.4	19.2		123.7	
10151- CAB	LTE-TDD (SC-FDMA, 50% RB, 20 MHz, QPSK)	X	7.17	67.2	21.5	9.28	109.5	$\pm 1.7 \%$
		Y	6.83	67.6	22.3		137.0	
		Z	7.23	67.4	21.7		135.1	
10154- CAC	LTE-FDD (SC-FDMA, 50% RB, 10 MHz, QPSK)	X	5.99	66.4	19.2	5.75	132.4	$\pm 0.9 \%$
		Y	5.61	65.8	19.1		119.4	
		Z	5.91	65.9	19.0		120.1	
10160- CAB	LTE-FDD (SC-FDMA, 50% RB, 15 MHz, QPSK)	X	6.47	67.0	19.5	5.82	137.0	$\pm 1.2 \%$
		Y	5.96	66.0	19.1		123.9	
		Z	6.33	66.3	19.1		124.2	
10169- CAB	LTE-FDD (SC-FDMA, 1 RB, 20 MHz, QPSK)	X	4.71	65.5	18.9	5.73	113.2	$\pm 1.2 \%$
		Y	4.60	66.2	19.6		144.2	
		Z	4.93	66.5	19.5		143.2	
10172- CAB	LTE-TDD (SC-FDMA, 1 RB, 20 MHz, QPSK)	X	5.68	68.2	22.4	9.21	117.6	$\pm 1.7 \%$
		Y	5.56	70.1	24.1		146.1	
		Z	5.87	69.4	23.2		143.7	
10175- CAC	LTE-FDD (SC-FDMA, 1 RB, 10 MHz, QPSK)	X	4.75	65.7	19.1	5.72	112.3	$\pm 0.9 \%$
		Y	4.58	66.1	19.5		143.2	
		Z	4.95	66.7	19.6		142.0	

10181-CAB	LTE-FDD (SC-FDMA, 1 RB, 15 MHz, QPSK)	X	4.71	65.5	18.9	5.72	110.2	±0.9 %
		Y	4.53	65.8	19.4		141.4	
		Z	4.90	66.5	19.5		138.1	
10237-CAB	LTE-TDD (SC-FDMA, 1 RB, 10 MHz, QPSK)	X	5.69	68.3	22.5	9.21	117.3	±1.7 %
		Y	5.47	69.5	23.8		145.1	
		Z	5.85	69.3	23.1		142.0	
10252-CAB	LTE-TDD (SC-FDMA, 50% RB, 10 MHz, QPSK)	X	7.04	68.1	22.2	9.24	141.2	±1.9 %
		Y	6.35	67.2	22.2		125.4	
		Z	6.82	67.1	21.7		127.5	
10267-CAB	LTE-TDD (SC-FDMA, 100% RB, 10 MHz, QPSK)	X	7.45	68.3	22.2	9.30	148.0	±1.9 %
		Y	6.84	67.5	22.3		132.0	
		Z	7.24	67.4	21.8		134.6	
10297-AAA	LTE-FDD (SC-FDMA, 50% RB, 20 MHz, QPSK)	X	6.35	66.9	19.4	5.81	135.3	±1.2 %
		Y	5.92	65.9	19.0		122.9	
		Z	6.26	66.4	19.2		122.1	
10311-AAA	LTE-FDD (SC-FDMA, 100% RB, 15 MHz, QPSK)	X	6.92	67.4	19.7	6.06	139.3	±1.2 %
		Y	6.52	66.6	19.5		127.9	
		Z	6.82	66.9	19.5		126.8	

The reported uncertainty of measurement is stated as the standard uncertainty of measurement multiplied by the coverage factor $k=2$, which for a normal distribution corresponds to a coverage probability of approximately 95%.

^A The uncertainties of Norm X,Y,Z do not affect the E^2 -field uncertainty inside TSL (see Pages 6 and 7).

^B Numerical linearization parameter: uncertainty not required.

^E Uncertainty is determined using the max. deviation from linear response applying rectangular distribution and is expressed for the square of the field value.

DASY/EASY - Parameters of Probe: EX3DV4 - SN:7406

Calibration Parameter Determined in Head Tissue Simulating Media

f (MHz) ^C	Relative Permittivity ^F	Conductivity (S/m) ^F	ConvF X	ConvF Y	ConvF Z	Alpha ^G	Depth ^G (mm)	Unc (k=2)
750	41.9	0.89	10.52	10.52	10.52	0.52	0.89	± 12.0 %
835	41.5	0.90	9.83	9.83	9.83	0.54	0.80	± 12.0 %
1750	40.1	1.37	8.85	8.85	8.85	0.49	0.85	± 12.0 %
1900	40.0	1.40	8.22	8.22	8.22	0.40	0.88	± 12.0 %
2300	39.5	1.67	7.67	7.67	7.67	0.36	0.89	± 12.0 %
2450	39.2	1.80	7.29	7.29	7.29	0.40	0.80	± 12.0 %
2600	39.0	1.96	7.08	7.08	7.08	0.37	0.95	± 12.0 %

^C Frequency validity above 300 MHz of ± 100 MHz only applies for DASY v4.4 and higher (see Page 2), else it is restricted to ± 50 MHz. The uncertainty is the RSS of the ConvF uncertainty at calibration frequency and the uncertainty for the indicated frequency band. Frequency validity below 300 MHz is ± 10, 25, 40, 50 and 70 MHz for ConvF assessments at 30, 64, 128, 150 and 220 MHz respectively. Above 5 GHz frequency validity can be extended to ± 110 MHz.

^F At frequencies below 3 GHz, the validity of tissue parameters (ϵ and σ) can be relaxed to ± 10% if liquid compensation formula is applied to measured SAR values. At frequencies above 3 GHz, the validity of tissue parameters (ϵ and σ) is restricted to ± 5%. The uncertainty is the RSS of the ConvF uncertainty for indicated target tissue parameters.

^G Alpha/Depth are determined during calibration. SPEAG warrants that the remaining deviation due to the boundary effect after compensation is always less than ± 1% for frequencies below 3 GHz and below ± 2% for frequencies between 3-6 GHz at any distance larger than half the probe tip diameter from the boundary.

DASY/EASY - Parameters of Probe: EX3DV4 - SN:7406

Calibration Parameter Determined in Body Tissue Simulating Media

f (MHz) ^C	Relative Permittivity ^F	Conductivity (S/m) ^F	ConvF X	ConvF Y	ConvF Z	Alpha ^G	Depth ^G (mm)	Unc (k=2)
750	55.5	0.96	9.54	9.54	9.54	0.46	0.80	± 12.0 %
835	55.2	0.97	9.35	9.35	9.35	0.45	0.84	± 12.0 %
1750	53.4	1.49	7.78	7.78	7.78	0.37	0.85	± 12.0 %
1900	53.3	1.52	7.49	7.49	7.49	0.33	0.91	± 12.0 %
2300	52.9	1.81	7.37	7.37	7.37	0.42	0.80	± 12.0 %
2450	52.7	1.95	7.24	7.24	7.24	0.37	0.88	± 12.0 %
2600	52.5	2.16	6.94	6.94	6.94	0.27	0.99	± 12.0 %

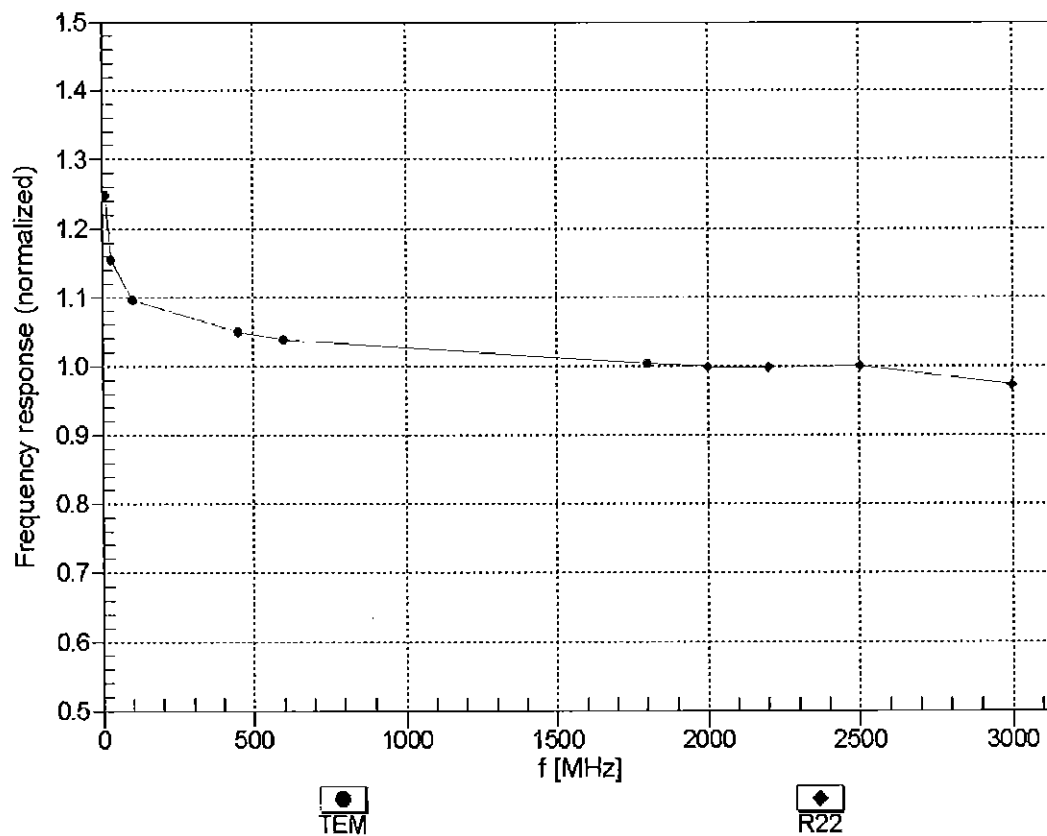
^C Frequency validity above 300 MHz of ± 100 MHz only applies for DASY v4.4 and higher (see Page 2), else it is restricted to ± 50 MHz. The uncertainty is the RSS of the ConvF uncertainty at calibration frequency and the uncertainty for the indicated frequency band. Frequency validity below 300 MHz is ± 10, 25, 40, 50 and 70 MHz for ConvF assessments at 30, 64, 128, 150 and 220 MHz respectively. Above 5 GHz frequency validity can be extended to ± 110 MHz.

^F At frequencies below 3 GHz, the validity of tissue parameters (ϵ and σ) can be relaxed to ± 10% if liquid compensation formula is applied to measured SAR values. At frequencies above 3 GHz, the validity of tissue parameters (ϵ and σ) is restricted to ± 5%. The uncertainty is the RSS of the ConvF uncertainty for indicated target tissue parameters.

^G Alpha/Depth are determined during calibration. SPEAG warrants that the remaining deviation due to the boundary effect after compensation is always less than ± 1% for frequencies below 3 GHz and below ± 2% for frequencies between 3-6 GHz at any distance larger than half the probe tip diameter from the boundary.

Frequency Response of E-Field

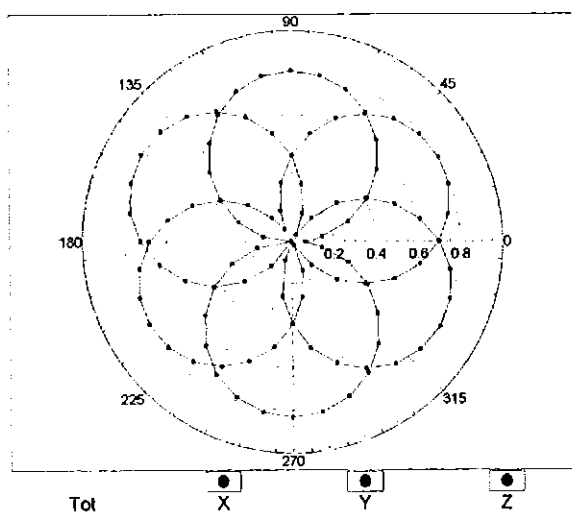
(TEM-Cell:ifi110 EXX, Waveguide: R22)



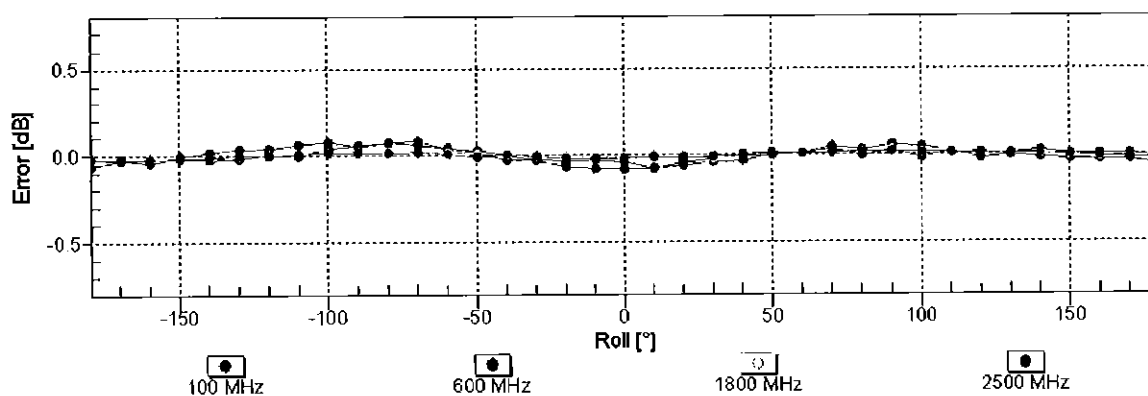
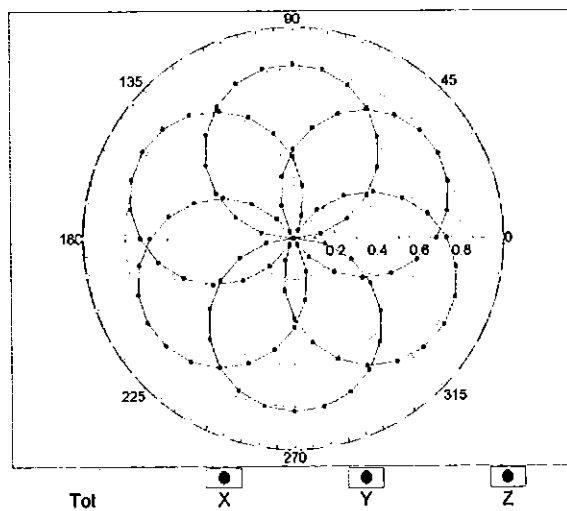
Uncertainty of Frequency Response of E-field: $\pm 6.3\%$ ($k=2$)

Receiving Pattern (ϕ), $\theta = 0^\circ$

f=600 MHz,TEM



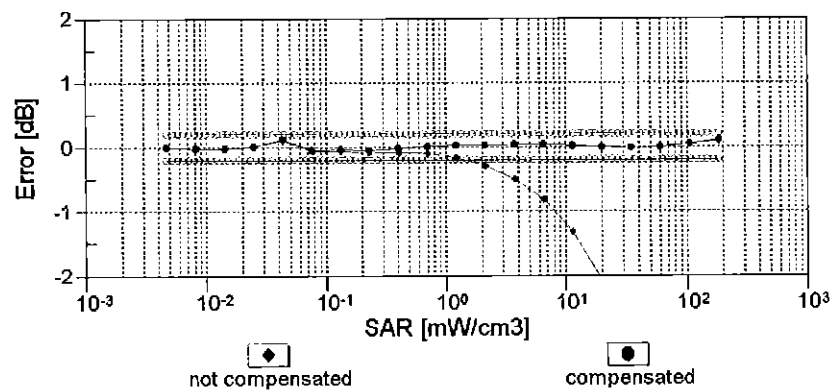
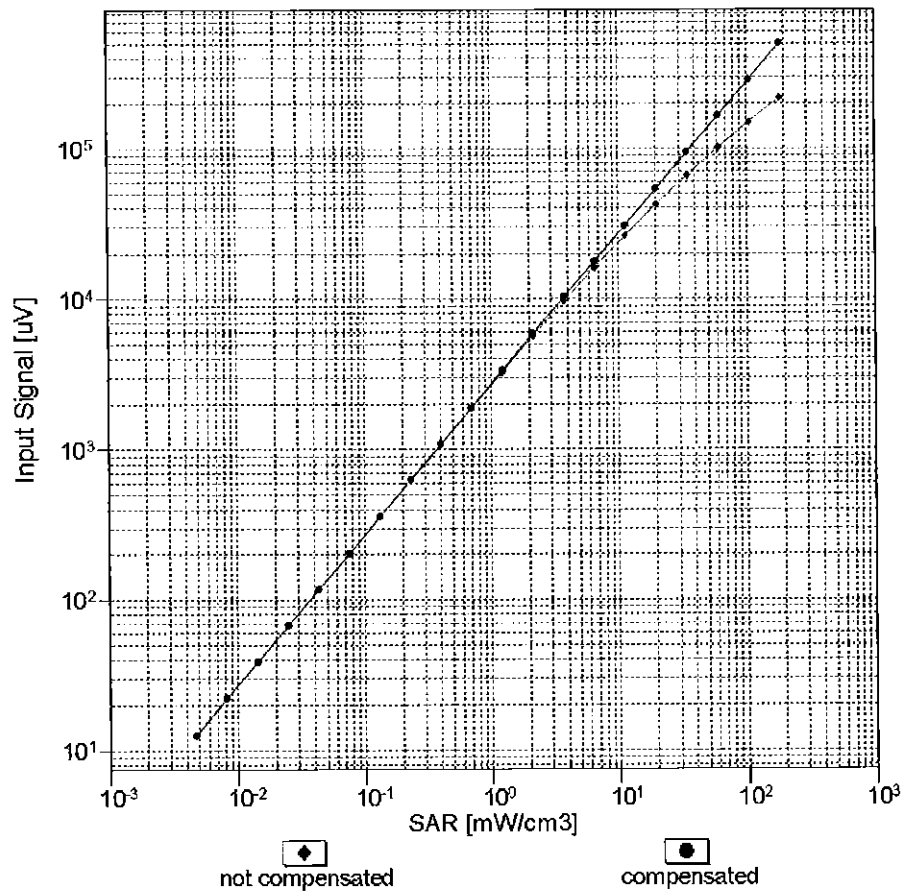
f=1800 MHz,R22



Uncertainty of Axial Isotropy Assessment: $\pm 0.5\%$ ($k=2$)

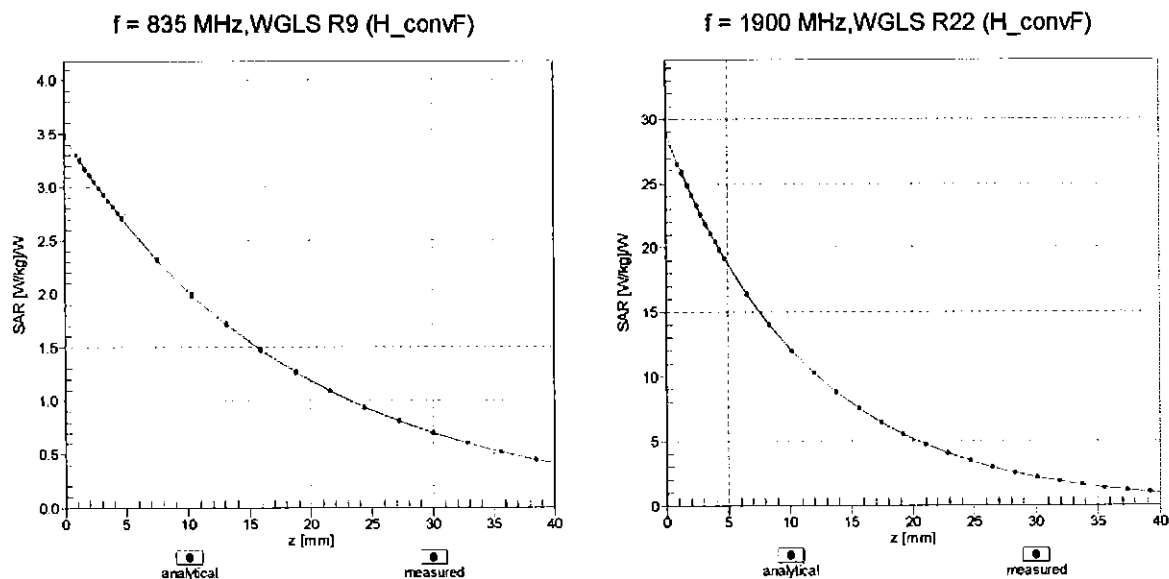
Dynamic Range f(SAR_{head})

(TEM cell , f_{eval}= 1900 MHz)




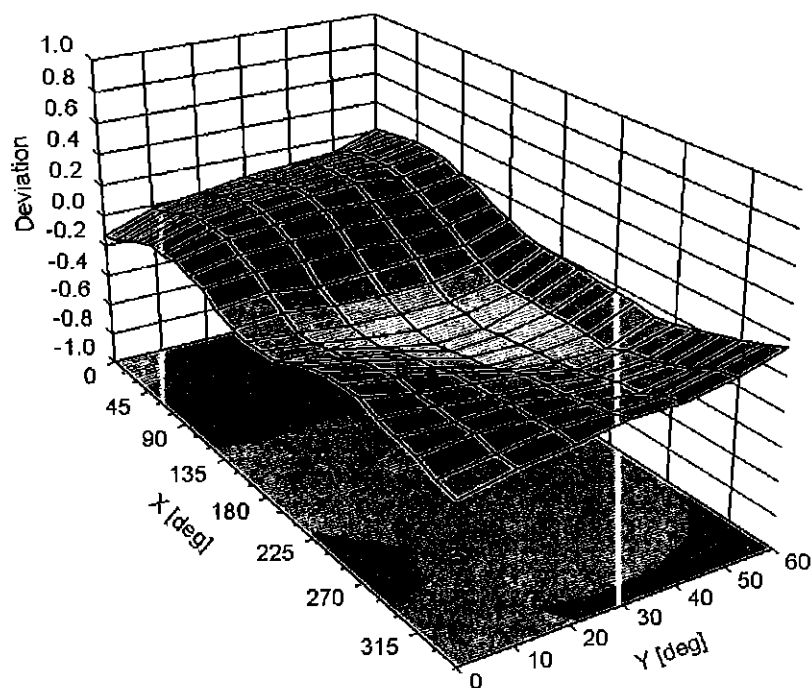
Uncertainty of Linearity Assessment: $\pm 0.6\%$ ($k=2$)

Conversion Factor Assessment



Deviation from Isotropy in Liquid

Error (ϕ, θ), $f = 900 \text{ MHz}$



DASY/EASY - Parameters of Probe: EX3DV4 - SN:7406**Other Probe Parameters**

Sensor Arrangement	Triangular
Connector Angle (°)	0.4
Mechanical Surface Detection Mode	enabled
Optical Surface Detection Mode	disabled
Probe Overall Length	337 mm
Probe Body Diameter	10 mm
Tip Length	9 mm
Tip Diameter	2.5 mm
Probe Tip to Sensor X Calibration Point	1 mm
Probe Tip to Sensor Y Calibration Point	1 mm
Probe Tip to Sensor Z Calibration Point	1 mm
Recommended Measurement Distance from Surface	1.4 mm



Accredited by the Swiss Accreditation Service (SAS)
 The Swiss Accreditation Service is one of the signatories to the EA
 Multilateral Agreement for the recognition of calibration certificates

Accreditation No.: **SCS 0108**

Client **PC Test**

Certificate No: **D750V3-1054_Mar16**

CALIBRATION CERTIFICATE

Object **D750V3 - SN:1054**

Calibration procedure(s) **QA CAL-05.v9**
Calibration procedure for dipole validation kits above 700 MHz

Calibration date: **March 16, 2016**

BN
03/30/2016

This calibration certificate documents the traceability to national standards, which realize the physical units of measurements (SI).
 The measurements and the uncertainties with confidence probability are given on the following pages and are part of the certificate.

All calibrations have been conducted in the closed laboratory facility: environment temperature (22 ± 3)°C and humidity < 70%.

Calibration Equipment used (M&TE critical for calibration)

Primary Standards	ID #	Cal Date (Certificate No.)	Scheduled Calibration
Power meter EPM-442A	GB37480704	07-Oct-15 (No. 217-02222)	Oct-16
Power sensor HP 8481A	US37292783	07-Oct-15 (No. 217-02222)	Oct-16
Power sensor HP 8481A	MY41092317	07-Oct-15 (No. 217-02223)	Oct-16
Reference 20 dB Attenuator	SN: 5058 (20k)	01-Apr-15 (No. 217-02131)	Mar-16
Type-N mismatch combination	SN: 5047.2 / 06327	01-Apr-15 (No. 217-02134)	Mar-16
Reference Probe EX3DV4	SN: 7349	31-Dec-15 (No. EX3-7349_Dec15)	Dec-16
DAE4	SN: 601	30-Dec-15 (No. DAE4-601_Dec15)	Dec-16
Secondary Standards	ID #	Check Date (in house)	Scheduled Check
RF generator R&S SMT-06	100972	15-Jun-15 (in house check Jun-15)	In house check: Jun-18
Network Analyzer HP 8753E	US37390585 S4206	18-Oct-01 (in house check Oct-15)	In house check: Oct-16

	Name	Function	Signature
Calibrated by:	Jeton Kastrati	Laboratory Technician	
Approved by:	Katja Pokovic	Technical Manager	

Issued: March 16, 2016

This calibration certificate shall not be reproduced except in full without written approval of the laboratory.



Accredited by the Swiss Accreditation Service (SAS)

The Swiss Accreditation Service is one of the signatories to the EA
Multilateral Agreement for the recognition of calibration certificates

Accreditation No.: **SCS 0108**

Glossary:

TSL	tissue simulating liquid
ConvF	sensitivity in TSL / NORM x,y,z
N/A	not applicable or not measured

Calibration is Performed According to the Following Standards:

- IEEE Std 1528-2013, "IEEE Recommended Practice for Determining the Peak Spatial-Averaged Specific Absorption Rate (SAR) in the Human Head from Wireless Communications Devices: Measurement Techniques", June 2013
- IEC 62209-1, "Procedure to measure the Specific Absorption Rate (SAR) for hand-held devices used in close proximity to the ear (frequency range of 300 MHz to 3 GHz)", February 2005
- IEC 62209-2, "Procedure to determine the Specific Absorption Rate (SAR) for wireless communication devices used in close proximity to the human body (frequency range of 30 MHz to 6 GHz)", March 2010
- KDB 865664, "SAR Measurement Requirements for 100 MHz to 6 GHz"

Additional Documentation:

- DASY4/5 System Handbook

Methods Applied and Interpretation of Parameters:

- Measurement Conditions:** Further details are available from the Validation Report at the end of the certificate. All figures stated in the certificate are valid at the frequency indicated.
- Antenna Parameters with TSL:** The dipole is mounted with the spacer to position its feed point exactly below the center marking of the flat phantom section, with the arms oriented parallel to the body axis.
- Feed Point Impedance and Return Loss:** These parameters are measured with the dipole positioned under the liquid filled phantom. The impedance stated is transformed from the measurement at the SMA connector to the feed point. The Return Loss ensures low reflected power. No uncertainty required.
- Electrical Delay:** One-way delay between the SMA connector and the antenna feed point. No uncertainty required.
- SAR measured:** SAR measured at the stated antenna input power.
- SAR normalized:** SAR as measured, normalized to an input power of 1 W at the antenna connector.
- SAR for nominal TSL parameters:** The measured TSL parameters are used to calculate the nominal SAR result.

The reported uncertainty of measurement is stated as the standard uncertainty of measurement multiplied by the coverage factor $k=2$, which for a normal distribution corresponds to a coverage probability of approximately 95%.

Measurement Conditions

DASY system configuration, as far as not given on page 1.

DASY Version	DASY5	V52.8.8
Extrapolation	Advanced Extrapolation	
Phantom	Modular Flat Phantom	
Distance Dipole Center - TSL	15 mm	with Spacer
Zoom Scan Resolution	dx, dy, dz = 5 mm	
Frequency	750 MHz \pm 1 MHz	

Head TSL parameters

The following parameters and calculations were applied.

	Temperature	Permittivity	Conductivity
Nominal Head TSL parameters	22.0 °C	41.9	0.89 mho/m
Measured Head TSL parameters	(22.0 \pm 0.2) °C	41.9 \pm 6 %	0.91 mho/m \pm 6 %
Head TSL temperature change during test	< 0.5 °C	----	----

SAR result with Head TSL

SAR averaged over 1 cm ³ (1 g) of Head TSL	Condition	
SAR measured	250 mW input power	2.09 W/kg
SAR for nominal Head TSL parameters	normalized to 1W	8.22 W/kg \pm 17.0 % (k=2)

SAR averaged over 10 cm ³ (10 g) of Head TSL	condition	
SAR measured	250 mW input power	1.37 W/kg
SAR for nominal Head TSL parameters	normalized to 1W	5.41 W/kg \pm 16.5 % (k=2)

Body TSL parameters

The following parameters and calculations were applied.

	Temperature	Permittivity	Conductivity
Nominal Body TSL parameters	22.0 °C	55.5	0.96 mho/m
Measured Body TSL parameters	(22.0 \pm 0.2) °C	54.7 \pm 6 %	0.98 mho/m \pm 6 %
Body TSL temperature change during test	< 0.5 °C	----	----

SAR result with Body TSL

SAR averaged over 1 cm ³ (1 g) of Body TSL	Condition	
SAR measured	250 mW input power	2.18 W/kg
SAR for nominal Body TSL parameters	normalized to 1W	8.56 W/kg \pm 17.0 % (k=2)

SAR averaged over 10 cm ³ (10 g) of Body TSL	condition	
SAR measured	250 mW input power	1.44 W/kg
SAR for nominal Body TSL parameters	normalized to 1W	5.68 W/kg \pm 16.5 % (k=2)

Appendix (Additional assessments outside the scope of SCS 0108)

Antenna Parameters with Head TSL

Impedance, transformed to feed point	54.2 Ω - 0.9 j Ω
Return Loss	- 27.7 dB

Antenna Parameters with Body TSL

Impedance, transformed to feed point	50.1 Ω - 2.3 j Ω
Return Loss	- 32.9 dB

General Antenna Parameters and Design

Electrical Delay (one direction)	1.035 ns
----------------------------------	----------

After long term use with 100W radiated power, only a slight warming of the dipole near the feedpoint can be measured.

The dipole is made of standard semirigid coaxial cable. The center conductor of the feeding line is directly connected to the second arm of the dipole. The antenna is therefore short-circuited for DC-signals. On some of the dipoles, small end caps are added to the dipole arms in order to improve matching when loaded according to the position as explained in the "Measurement Conditions" paragraph. The SAR data are not affected by this change. The overall dipole length is still according to the Standard.

No excessive force must be applied to the dipole arms, because they might bend or the soldered connections near the feedpoint may be damaged.

Additional EUT Data

Manufactured by	SPEAG
Manufactured on	November 08, 2011

DASY5 Validation Report for Head TSL

Date: 16.03.2016

Test Laboratory: SPEAG, Zurich, Switzerland

DUT: Dipole 750 MHz; Type: D750V3; Serial: D750V3 - SN:1054

Communication System: UID 0 - CW; Frequency: 750 MHz

Medium parameters used: $f = 750 \text{ MHz}$; $\sigma = 0.91 \text{ S/m}$; $\epsilon_r = 41.9$; $\rho = 1000 \text{ kg/m}^3$

Measurement Standard: DASY5 (IEEE/IEC/ANSI C63.19-2011)

DASY52 Configuration:

- Probe: EX3DV4 - SN7349; ConvF(10.28, 10.28, 10.28); Calibrated: 31.12.2015;
- Sensor-Surface: 1.4mm (Mechanical Surface Detection)
- Electronics: DAE4 Sn601; Calibrated: 30.12.2015
- Phantom Type: QD000P49AA
- DASY52 52.8.8(1258); SEMCAD X 14.6.10(7372)

Dipole Calibration for Head Tissue EX-Probe/Pin=250 mW, d=15mm/Zoom Scan


(7x7x7)/Cube 0: Measurement grid: $dx=5\text{mm}$, $dy=5\text{mm}$, $dz=5\text{mm}$

Reference Value = 58.13 V/m; Power Drift = 0.02 dB

Peak SAR (extrapolated) = 3.14 W/kg

SAR(1 g) = 2.09 W/kg; SAR(10 g) = 1.37 W/kg

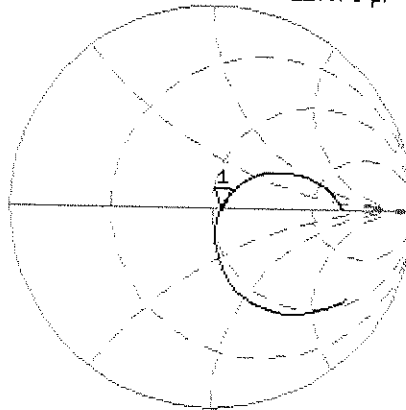
Maximum value of SAR (measured) = 2.78 W/kg



Impedance Measurement Plot for Head TSL

CH1 S11 1 U FS 15 Mar 2016 13:55:57
1: 54.217 Ω -931.64 $m\Omega$ 227.78 pF 750.000 000 MHz

*
De1
CA



Avg
16

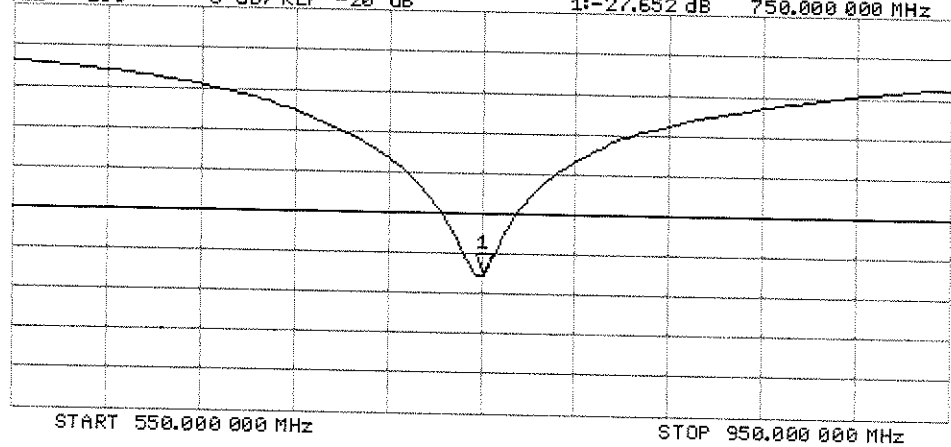
H1d

CH2 S11 LOG 5 dB/REF -20 dB 1:-27.652 dB 750.000 000 MHz

CA

Avg
16

H1d



DASY5 Validation Report for Body TSL

Date: 16.03.2016

Test Laboratory: SPEAG, Zurich, Switzerland

DUT: Dipole 750 MHz; Type: D750V3; Serial: D750V3 - SN:1054

Communication System: UID 0 - CW; Frequency: 750 MHz

Medium parameters used: $f = 750 \text{ MHz}$; $\sigma = 0.98 \text{ S/m}$; $\epsilon_r = 54.7$; $\rho = 1000 \text{ kg/m}^3$

Measurement Standard: DASY5 (IEEE/IEC/ANSI C63.19-2011)

DASY52 Configuration:

- Probe: EX3DV4 - SN7349; ConvF(9.99, 9.99, 9.99); Calibrated: 31.12.2015;
- Sensor-Surface: 1.4mm (Mechanical Surface Detection)
- Electronics: DAE4 Sn601; Calibrated: 30.12.2015
- Phantom Type: QD000P49AA
- DASY52 52.8.8(1258); SEMCAD X 14.6.10(7372)

Dipole Calibration for Body Tissue EX-Probe/Pin=250 mW, d=15mm/Zoom Scan


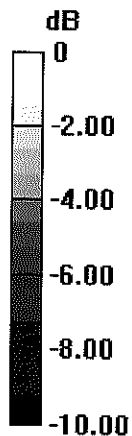
(7x7x7)/Cube 0: Measurement grid: dx=5mm, dy=5mm, dz=5mm

Reference Value = 56.90 V/m; Power Drift = 0.00 dB

Peak SAR (extrapolated) = 3.24 W/kg

SAR(1 g) = 2.18 W/kg; SAR(10 g) = 1.44 W/kg

Maximum value of SAR (measured) = 2.89 W/kg



0 dB = 2.89 W/kg = 4.61 dBW/kg

Impedance Measurement Plot for Body TSL

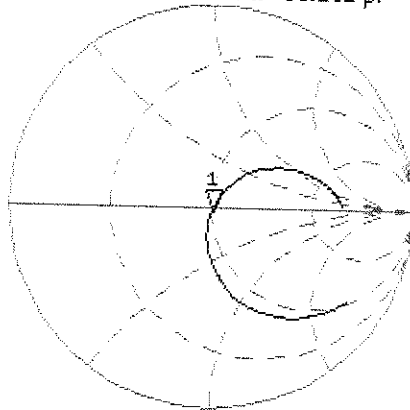
[CH1] S11 1 U FS 1: 50.104 Ω -2.2773 Ω 93.182 pF 16 Mar 2016 11:38:16 750.000 000 MHz

*
 Del

CA

Avg
 16

H1d

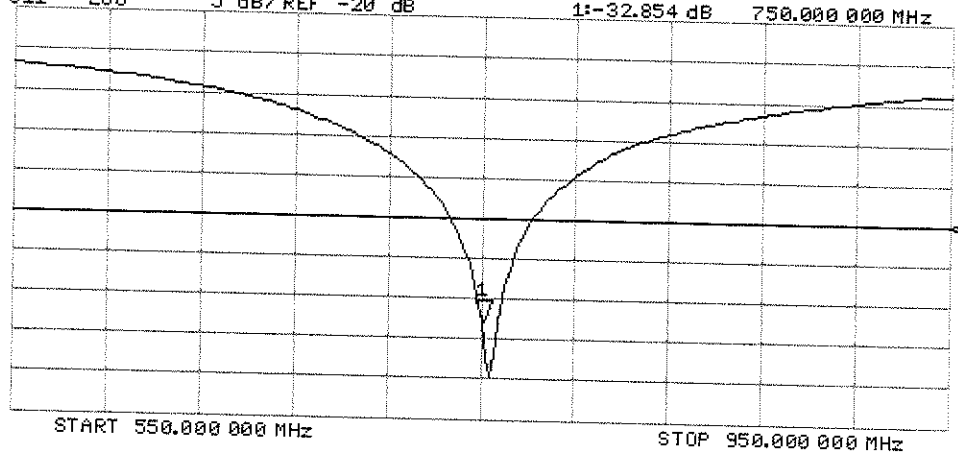


CH2 S11 L06 5 dB/REF -20 dB 1:-32.854 dB 750.000 000 MHz

CA

Avg
 16

H1d





Accredited by the Swiss Accreditation Service (SAS)
 The Swiss Accreditation Service is one of the signatories to the EA
 Multilateral Agreement for the recognition of calibration certificates

Accreditation No.: **SCS 0108**

Client **PC Test**

Certificate No: **D835V2-4d047_Jul16**

CALIBRATION CERTIFICATE

Object **D835V2 - SN:4d047**

Calibration procedure(s) **QA CAL-05.v9**
Calibration procedure for dipole validation kits above 700 MHz

Calibration date: **July 13, 2016**

BNV
 7/16/2016

This calibration certificate documents the traceability to national standards, which realize the physical units of measurements (SI).
 The measurements and the uncertainties with confidence probability are given on the following pages and are part of the certificate.

All calibrations have been conducted in the closed laboratory facility: environment temperature (22 ± 3)°C and humidity < 70%.

Calibration Equipment used (M&TE critical for calibration)

Primary Standards	ID #	Cal Date (Certificate No.)	Scheduled Calibration
Power meter NRP	SN: 104778	06-Apr-16 (No. 217-02288/02289)	Apr-17
Power sensor NRP-Z91	SN: 103244	06-Apr-16 (No. 217-02288)	Apr-17
Power sensor NRP-Z91	SN: 103245	06-Apr-16 (No. 217-02289)	Apr-17
Reference 20 dB Attenuator	SN: 5058 (20k)	05-Apr-16 (No. 217-02292)	Apr-17
Type-N mismatch combination	SN: 5047.2 / 06327	05-Apr-16 (No. 217-02295)	Apr-17
Reference Probe EX3DV4	SN: 7349	15-Jun-16 (No. EX3-7349_Jun16)	Jun-17
DAE4	SN: 601	30-Dec-15 (No. DAE4-601_Dec15)	Dec-16
Secondary Standards	ID #	Check Date (in house)	Scheduled Check
Power meter EPM-442A	SN: GB37480704	07-Oct-15 (No. 217-02222)	In house check: Oct-16
Power sensor HP 8481A	SN: US37292783	07-Oct-15 (No. 217-02222)	In house check: Oct-16
Power sensor HP 8481A	SN: MY41092317	07-Oct-15 (No. 217-02223)	In house check: Oct-16
RF generator R&S SMT-06	SN: 100972	15-Jun-15 (in house check Jun-15)	In house check: Oct-16
Network Analyzer HP 8753E	SN: US37390585	18-Oct-01 (in house check Oct-15)	In house check: Oct-16

Calibrated by: **Jeton Kastrati** Name
 Function
Laboratory Technician

Approved by: **Katja Pokovic** Name
 Function
Technical Manager

Signature

Issued: July 13, 2016

This calibration certificate shall not be reproduced except in full without written approval of the laboratory.



Accredited by the Swiss Accreditation Service (SAS)

Accreditation No.: **SCS 0108**

The Swiss Accreditation Service is one of the signatories to the EA
Multilateral Agreement for the recognition of calibration certificates

Glossary:

TSL	tissue simulating liquid
ConvF	sensitivity in TSL / NORM x,y,z
N/A	not applicable or not measured

Calibration is Performed According to the Following Standards:

- IEEE Std 1528-2013, "IEEE Recommended Practice for Determining the Peak Spatial-Averaged Specific Absorption Rate (SAR) in the Human Head from Wireless Communications Devices: Measurement Techniques", June 2013
- IEC 62209-1, "Procedure to measure the Specific Absorption Rate (SAR) for hand-held devices used in close proximity to the ear (frequency range of 300 MHz to 3 GHz)", February 2005
- IEC 62209-2, "Procedure to determine the Specific Absorption Rate (SAR) for wireless communication devices used in close proximity to the human body (frequency range of 30 MHz to 6 GHz)", March 2010
- KDB 865664, "SAR Measurement Requirements for 100 MHz to 6 GHz"

Additional Documentation:

- DASY4/5 System Handbook

Methods Applied and Interpretation of Parameters:

- Measurement Conditions:** Further details are available from the Validation Report at the end of the certificate. All figures stated in the certificate are valid at the frequency indicated.
- Antenna Parameters with TSL:** The dipole is mounted with the spacer to position its feed point exactly below the center marking of the flat phantom section, with the arms oriented parallel to the body axis.
- Feed Point Impedance and Return Loss:** These parameters are measured with the dipole positioned under the liquid filled phantom. The impedance stated is transformed from the measurement at the SMA connector to the feed point. The Return Loss ensures low reflected power. No uncertainty required.
- Electrical Delay:** One-way delay between the SMA connector and the antenna feed point. No uncertainty required.
- SAR measured:** SAR measured at the stated antenna input power.
- SAR normalized:** SAR as measured, normalized to an input power of 1 W at the antenna connector.
- SAR for nominal TSL parameters:** The measured TSL parameters are used to calculate the nominal SAR result.

The reported uncertainty of measurement is stated as the standard uncertainty of measurement multiplied by the coverage factor $k=2$, which for a normal distribution corresponds to a coverage probability of approximately 95%.

Measurement Conditions

DASY system configuration, as far as not given on page 1.

DASY Version	DASY5	V52.8.8
Extrapolation	Advanced Extrapolation	
Phantom	Modular Flat Phantom	
Distance Dipole Center - TSL	15 mm	with Spacer
Zoom Scan Resolution	dx, dy, dz = 5 mm	
Frequency	835 MHz \pm 1 MHz	

Head TSL parameters

The following parameters and calculations were applied.

	Temperature	Permittivity	Conductivity
Nominal Head TSL parameters	22.0 °C	41.5	0.90 mho/m
Measured Head TSL parameters	(22.0 \pm 0.2) °C	40.6 \pm 6 %	0.94 mho/m \pm 6 %
Head TSL temperature change during test	< 0.5 °C	----	----

SAR result with Head TSL

SAR averaged over 1 cm ³ (1 g) of Head TSL	Condition	
SAR measured	250 mW input power	2.37 W/kg
SAR for nominal Head TSL parameters	normalized to 1W	9.13 W/kg \pm 17.0 % (k=2)

SAR averaged over 10 cm ³ (10 g) of Head TSL	condition	
SAR measured	250 mW input power	1.53 W/kg
SAR for nominal Head TSL parameters	normalized to 1W	5.95 W/kg \pm 16.5 % (k=2)

Body TSL parameters

The following parameters and calculations were applied.

	Temperature	Permittivity	Conductivity
Nominal Body TSL parameters	22.0 °C	55.2	0.97 mho/m
Measured Body TSL parameters	(22.0 \pm 0.2) °C	54.9 \pm 6 %	1.01 mho/m \pm 6 %
Body TSL temperature change during test	< 0.5 °C	----	----

SAR result with Body TSL

SAR averaged over 1 cm ³ (1 g) of Body TSL	Condition	
SAR measured	250 mW input power	2.47 W/kg
SAR for nominal Body TSL parameters	normalized to 1W	9.57 W/kg \pm 17.0 % (k=2)

SAR averaged over 10 cm ³ (10 g) of Body TSL	condition	
SAR measured	250 mW input power	1.60 W/kg
SAR for nominal Body TSL parameters	normalized to 1W	6.24 W/kg \pm 16.5 % (k=2)

Appendix (Additional assessments outside the scope of SCS 0108)

Antenna Parameters with Head TSL

Impedance, transformed to feed point	49.8 Ω - 5.9 j Ω
Return Loss	- 24.5 dB

Antenna Parameters with Body TSL

Impedance, transformed to feed point	45.8 Ω - 8.2 j Ω
Return Loss	- 20.3 dB

General Antenna Parameters and Design

Electrical Delay (one direction)	None ns
----------------------------------	---------

After long term use with 100W radiated power, only a slight warming of the dipole near the feedpoint can be measured.

The dipole is made of standard semirigid coaxial cable. The center conductor of the feeding line is directly connected to the second arm of the dipole. The antenna is therefore short-circuited for DC-signals. On some of the dipoles, small end caps are added to the dipole arms in order to improve matching when loaded according to the position as explained in the "Measurement Conditions" paragraph. The SAR data are not affected by this change. The overall dipole length is still according to the Standard.

No excessive force must be applied to the dipole arms, because they might bend or the soldered connections near the feedpoint may be damaged.

Additional EUT Data

Manufactured by	SPEAG
Manufactured on	August 16, 2006

DASY5 Validation Report for Head TSL

Date: 13.07.2016

Test Laboratory: SPEAG, Zurich, Switzerland

DUT: Dipole 835 MHz D835V2; Type: D835V2; Serial: D835V2 - SN:4d047

Communication System: UID 0 - CW; Frequency: 835 MHz

Medium parameters used: $f = 835$ MHz; $\sigma = 0.94$ S/m; $\epsilon_r = 40.6$; $\rho = 1000$ kg/m³

Phantom section: Flat Section

Measurement Standard: DASY5 (IEEE/IEC/ANSI C63.19-2011)

DASY52 Configuration:

- Probe: EX3DV4 - SN7349; ConvF(9.72, 9.72, 9.72); Calibrated: 15.06.2016;
- Sensor-Surface: 1.4mm (Mechanical Surface Detection)
- Electronics: DAE4 Sn601; Calibrated: 30.12.2015
- Phantom: Flat Phantom 4.9L; Type: QD000P49AA; Serial: 1001
- DASY52 52.8.8(1258); SEMCAD X 14.6.10(7372)

Dipole Calibration for Head Tissue/Pin=250 mW, d=15mm/Zoom Scan (7x7x7)/Cube 0:


Measurement grid: dx=5mm, dy=5mm, dz=5mm

Reference Value = 60.98 V/m; Power Drift = 0.01 dB

Peak SAR (extrapolated) = 3.56 W/kg

SAR(1 g) = 2.37 W/kg; SAR(10 g) = 1.53 W/kg

Maximum value of SAR (measured) = 3.17 W/kg

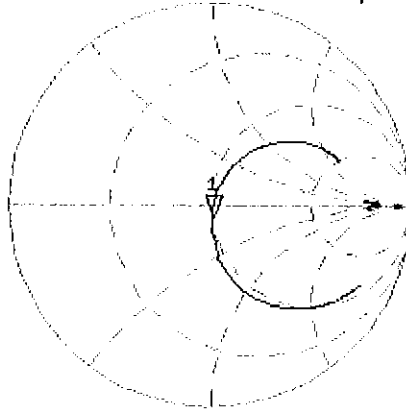


0 dB = 3.17 W/kg = 5.01 dBW/kg

Impedance Measurement Plot for Head TSL

13 Jul 2016 12:00:27
CH1 S11 1 U FS 1: 49.820 Ω -5.9316 Ω 32.134 pF 835.000 000 MHz

*
De1
CA



Avg
16

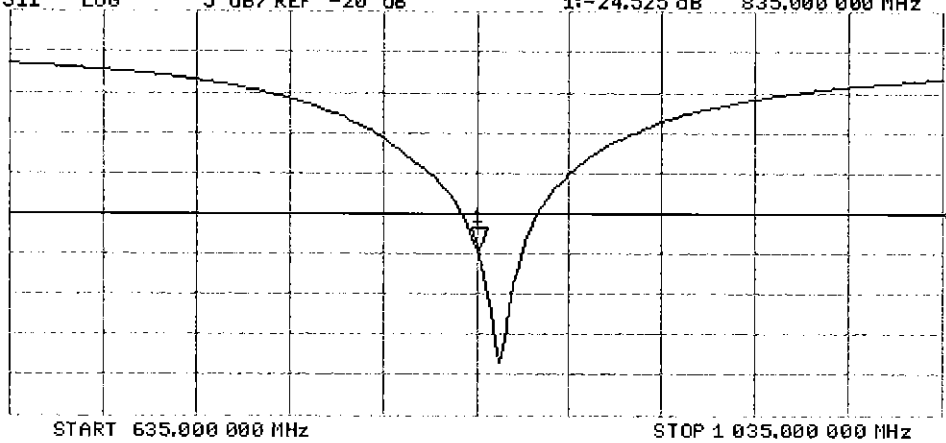
H1d

CH2 S11 LOG 5 dB/REF -20 dB 1:-24.525 dB 835.000 000 MHz

CA

Avg
16

H1d



DASY5 Validation Report for Body TSL

Date: 13.07.2016

Test Laboratory: SPEAG, Zurich, Switzerland

DUT: Dipole 835 MHz D835V2; Type: D835V2; Serial: D835V2 - SN:4d047

Communication System: UID 0 - CW; Frequency: 835 MHz

Medium parameters used: $f = 835 \text{ MHz}$; $\sigma = 1.01 \text{ S/m}$; $\epsilon_r = 54.9$; $\rho = 1000 \text{ kg/m}^3$

Phantom section: Flat Section

Measurement Standard: DASY5 (IEEE/IEC/ANSI C63.19-2011)

DASY52 Configuration:

- Probe: EX3DV4 - SN7349; ConvF(9.73, 9.73, 9.73); Calibrated: 15.06.2016;
- Sensor-Surface: 1.4mm (Mechanical Surface Detection)
- Electronics: DAE4 Sn601; Calibrated: 30.12.2015
- Phantom: Flat Phantom 4.9L; Type: QD000P49AA; Serial: 1001
- DASY52 52.8.8(1258); SEMCAD X 14.6.10(7372)

Dipole Calibration for Body Tissue/Pin=250 mW, d=15mm/Zoom Scan (7x7x7)/Cube 0:


Measurement grid: $dx=5\text{mm}$, $dy=5\text{mm}$, $dz=5\text{mm}$

Reference Value = 59.88 V/m; Power Drift = -0.01 dB

Peak SAR (extrapolated) = 3.67 W/kg

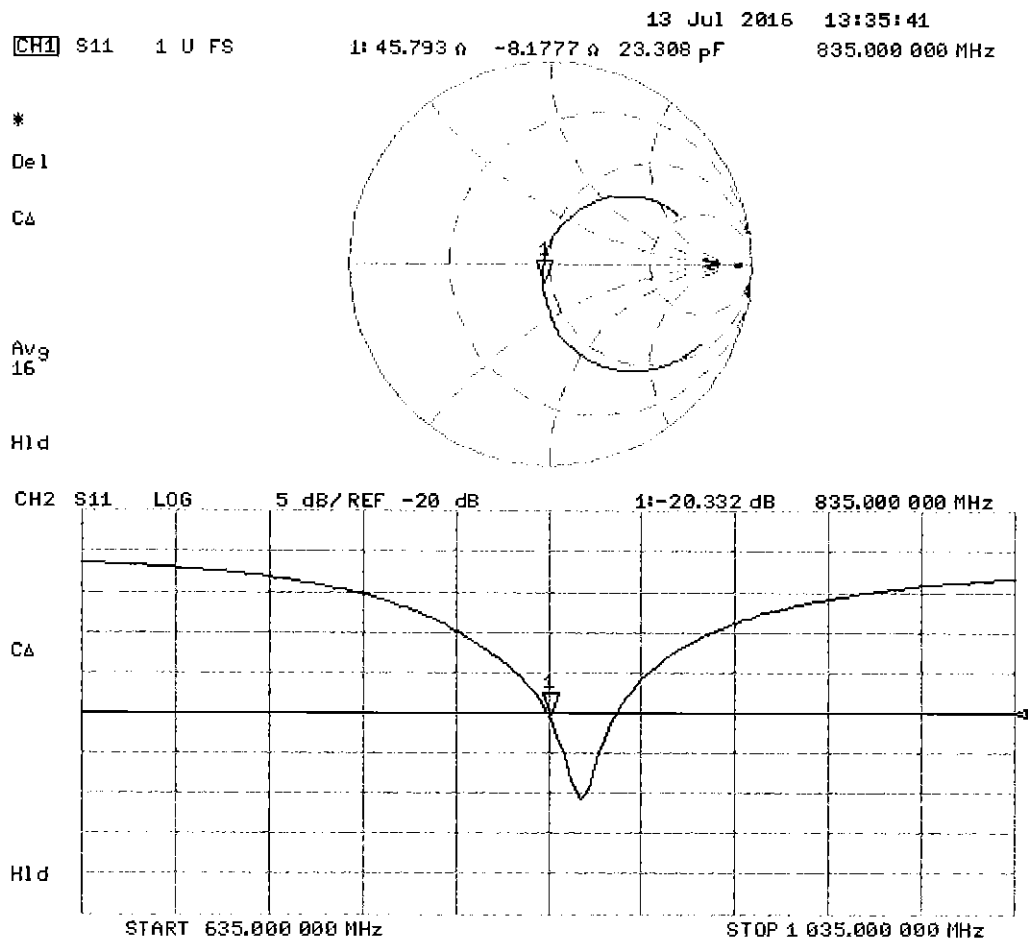
SAR(1 g) = 2.47 W/kg; SAR(10 g) = 1.6 W/kg

Maximum value of SAR (measured) = 3.27 W/kg



0 dB = 3.27 W/kg = 5.15 dBW/kg

Impedance Measurement Plot for Body TSL





Accredited by the Swiss Accreditation Service (SAS)
The Swiss Accreditation Service is one of the signatories to the EA
Multilateral Agreement for the recognition of calibration certificates

Accreditation No.: **SCS 0108**

Client **PC Test**

Certificate No: **D1750V2-1150_Jul16**

CALIBRATION CERTIFICATE

Object **D1750V2 - SN:1150**

Calibration procedure(s) **QA CAL-05.v9**
Calibration procedure for dipole validation kits above 700 MHz

✓ PM
8/9/16

Calibration date: **July 14, 2016**

This calibration certificate documents the traceability to national standards, which realize the physical units of measurements (SI).
The measurements and the uncertainties with confidence probability are given on the following pages and are part of the certificate.

All calibrations have been conducted in the closed laboratory facility: environment temperature (22 ± 3)°C and humidity < 70%.

Calibration Equipment used (M&TE critical for calibration)

Primary Standards	ID #	Cal Date (Certificate No.)	Scheduled Calibration
Power meter NRP	SN: 104778	06-Apr-16 (No. 217-02288/02289)	Apr-17
Power sensor NRP-Z91	SN: 103244	06-Apr-16 (No. 217-02288)	Apr-17
Power sensor NRP-Z91	SN: 103245	06-Apr-16 (No. 217-02289)	Apr-17
Reference 20 dB Attenuator	SN: 5058 (20k)	05-Apr-16 (No. 217-02292)	Apr-17
Type-N mismatch combination	SN: 5047.2 / 06327	05-Apr-16 (No. 217-02295)	Apr-17
Reference Probe EX3DV4	SN: 7349	15-Jun-16 (No. EX3-7349_Jun16)	Jun-17
DAE4	SN: 601	30-Dec-15 (No. DAE4-601_Dec15)	Dec-16
Secondary Standards	ID #	Check Date (in house)	Scheduled Check
Power meter EPM-442A	SN: GB37480704	07-Oct-15 (No. 217-02222)	In house check: Oct-16
Power sensor HP 8481A	SN: US37292783	07-Oct-15 (No. 217-02222)	In house check: Oct-16
Power sensor HP 8481A	SN: MY41092317	07-Oct-15 (No. 217-02223)	In house check: Oct-16
RF generator R&S SMT-06	SN: 100972	15-Jun-15 (in house check Jun-15)	In house check: Oct-16
Network Analyzer HP 8753E	SN: US37390585	18-Oct-01 (in house check Oct-15)	In house check: Oct-16

Calibrated by: **Jeton Kasrati** Function: **Laboratory Technician**

Approved by: **Katja Pokovic** Technical Manager

Signature

Issued: July 14, 2016

This calibration certificate shall not be reproduced except in full without written approval of the laboratory.



Accredited by the Swiss Accreditation Service (SAS)
The Swiss Accreditation Service is one of the signatories to the EA
Multilateral Agreement for the recognition of calibration certificates

Accreditation No.: **SCS 0108**

Glossary:

TSL	tissue simulating liquid
ConvF	sensitivity in TSL / NORM x,y,z
N/A	not applicable or not measured

Calibration is Performed According to the Following Standards:

- IEEE Std 1528-2013, "IEEE Recommended Practice for Determining the Peak Spatial-Averaged Specific Absorption Rate (SAR) in the Human Head from Wireless Communications Devices: Measurement Techniques", June 2013
- IEC 62209-1, "Procedure to measure the Specific Absorption Rate (SAR) for hand-held devices used in close proximity to the ear (frequency range of 300 MHz to 3 GHz)", February 2005
- IEC 62209-2, "Procedure to determine the Specific Absorption Rate (SAR) for wireless communication devices used in close proximity to the human body (frequency range of 30 MHz to 6 GHz)", March 2010
- KDB 865664, "SAR Measurement Requirements for 100 MHz to 6 GHz"

Additional Documentation:

- DASY4/5 System Handbook

Methods Applied and Interpretation of Parameters:

- Measurement Conditions:** Further details are available from the Validation Report at the end of the certificate. All figures stated in the certificate are valid at the frequency indicated.
- Antenna Parameters with TSL:** The dipole is mounted with the spacer to position its feed point exactly below the center marking of the flat phantom section, with the arms oriented parallel to the body axis.
- Feed Point Impedance and Return Loss:** These parameters are measured with the dipole positioned under the liquid filled phantom. The impedance stated is transformed from the measurement at the SMA connector to the feed point. The Return Loss ensures low reflected power. No uncertainty required.
- Electrical Delay:** One-way delay between the SMA connector and the antenna feed point. No uncertainty required.
- SAR measured:** SAR measured at the stated antenna input power.
- SAR normalized:** SAR as measured, normalized to an input power of 1 W at the antenna connector.
- SAR for nominal TSL parameters:** The measured TSL parameters are used to calculate the nominal SAR result.

The reported uncertainty of measurement is stated as the standard uncertainty of measurement multiplied by the coverage factor $k=2$, which for a normal distribution corresponds to a coverage probability of approximately 95%.

Measurement Conditions

DASY system configuration, as far as not given on page 1.

DASY Version	DASY5	V52.8.8
Extrapolation	Advanced Extrapolation	
Phantom	Modular Flat Phantom	
Distance Dipole Center - TSL	10 mm	with Spacer
Zoom Scan Resolution	dx, dy, dz = 5 mm	
Frequency	1750 MHz \pm 1 MHz	

Head TSL parameters

The following parameters and calculations were applied.

	Temperature	Permittivity	Conductivity
Nominal Head TSL parameters	22.0 °C	40.1	1.37 mho/m
Measured Head TSL parameters	(22.0 \pm 0.2) °C	38.8 \pm 6 %	1.36 mho/m \pm 6 %
Head TSL temperature change during test	< 0.5 °C	----	----

SAR result with Head TSL

SAR averaged over 1 cm ³ (1 g) of Head TSL	Condition	
SAR measured	250 mW input power	9.06 W/kg
SAR for nominal Head TSL parameters	normalized to 1W	36.1 W/kg \pm 17.0 % (k=2)

SAR averaged over 10 cm ³ (10 g) of Head TSL	condition	
SAR measured	250 mW input power	4.80 W/kg
SAR for nominal Head TSL parameters	normalized to 1W	19.2 W/kg \pm 16.5 % (k=2)

Body TSL parameters

The following parameters and calculations were applied.

	Temperature	Permittivity	Conductivity
Nominal Body TSL parameters	22.0 °C	53.4	1.49 mho/m
Measured Body TSL parameters	(22.0 \pm 0.2) °C	53.4 \pm 6 %	1.48 mho/m \pm 6 %
Body TSL temperature change during test	< 0.5 °C	----	----

SAR result with Body TSL

SAR averaged over 1 cm ³ (1 g) of Body TSL	Condition	
SAR measured	250 mW input power	9.09 W/kg
SAR for nominal Body TSL parameters	normalized to 1W	36.5 W/kg \pm 17.0 % (k=2)

SAR averaged over 10 cm ³ (10 g) of Body TSL	condition	
SAR measured	250 mW input power	4.85 W/kg
SAR for nominal Body TSL parameters	normalized to 1W	19.5 W/kg \pm 16.5 % (k=2)

Appendix (Additional assessments outside the scope of SCS 0108)

Antenna Parameters with Head TSL

Impedance, transformed to feed point	$50.9 \Omega + 0.4 j\Omega$
Return Loss	- 40.2 dB

Antenna Parameters with Body TSL

Impedance, transformed to feed point	$46.4 \Omega - 0.5 j\Omega$
Return Loss	- 28.5 dB

General Antenna Parameters and Design

Electrical Delay (one direction)	1.218 ns
----------------------------------	----------

After long term use with 100W radiated power, only a slight warming of the dipole near the feedpoint can be measured.

The dipole is made of standard semirigid coaxial cable. The center conductor of the feeding line is directly connected to the second arm of the dipole. The antenna is therefore short-circuited for DC-signals. On some of the dipoles, small end caps are added to the dipole arms in order to improve matching when loaded according to the position as explained in the "Measurement Conditions" paragraph. The SAR data are not affected by this change. The overall dipole length is still according to the Standard.

No excessive force must be applied to the dipole arms, because they might bend or the soldered connections near the feedpoint may be damaged.

Additional EUT Data

Manufactured by	SPEAG
Manufactured on	April 10, 2015

DASY5 Validation Report for Head TSL

Date: 14.07.2016

Test Laboratory: SPEAG, Zurich, Switzerland

DUT: Dipole 1750 MHz D1750V2; Type: D1750V2; Serial: D1750V2 - SN:1150

Communication System: UID 0 - CW; Frequency: 1750 MHz

Medium parameters used: $f = 1750$ MHz; $\sigma = 1.36$ S/m; $\epsilon_r = 38.8$; $\rho = 1000$ kg/m³

Phantom section: Flat Section

Measurement Standard: DASY5 (IEEE/IEC/ANSI C63.19-2011)

DASY52 Configuration:

- Probe: EX3DV4 - SN7349; ConvF(8.46, 8.46, 8.46); Calibrated: 15.06.2016;
- Sensor-Surface: 1.4mm (Mechanical Surface Detection)
- Electronics: DAE4 Sn601; Calibrated: 30.12.2015
- Phantom: Flat Phantom 5.0 (front); Type: QD000P50AA; Serial: 1001
- DASY52 52.8.8(1258); SEMCAD X 14.6.10(7372)

Dipole Calibration for Head Tissue/Pin=250 mW, d=10mm/Zoom Scan (7x7x7)/Cube 0:



Measurement grid: dx=5mm, dy=5mm, dz=5mm

Reference Value = 104.4 V/m; Power Drift = -0.03 dB

Peak SAR (extrapolated) = 16.6 W/kg

SAR(1 g) = 9.06 W/kg; SAR(10 g) = 4.8 W/kg

Maximum value of SAR (measured) = 13.9 W/kg

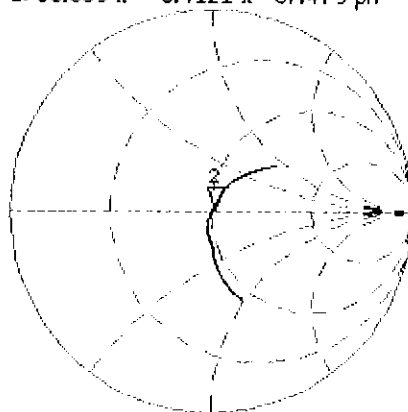


0 dB = 13.9 W/kg = 11.43 dBW/kg

Impedance Measurement Plot for Head TSL

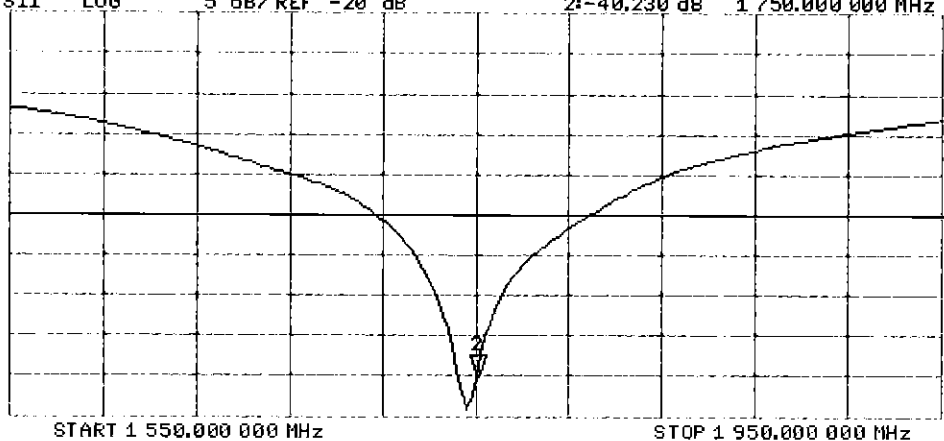
14 Jul 2016 13:09:21
 CH1 S11 1 U FS 2: 50.889 Ω 0.4121 Ω 37.479 pF 1 750.000 000 MHz

*
 De1
 CA
 Avg
 16
 H1d



CH2 S11 LOG 5 dB/REF -20 dB 2: -40.230 dB 1 750.000 000 MHz

CA
 Avg
 16
 H1d



DASY5 Validation Report for Body TSL

Date: 14.07.2016

Test Laboratory: SPEAG, Zurich, Switzerland

DUT: Dipole 1750 MHz D1750V2; Type: D1750V2; Serial: D1750V2 - SN:1150

Communication System: UID 0 - CW; Frequency: 1750 MHz

Medium parameters used: $f = 1750$ MHz; $\sigma = 1.48$ S/m; $\epsilon_r = 53.4$; $\rho = 1000$ kg/m³

Phantom section: Flat Section

Measurement Standard: DASY5 (IEEE/IEC/ANSI C63.19-2011)

DASY52 Configuration:

- Probe: EX3DV4 - SN7349; ConvF(8.25, 8.25, 8.25); Calibrated: 15.06.2016;
- Sensor-Surface: 1.4mm (Mechanical Surface Detection)
- Electronics: DAE4 Sn601; Calibrated: 30.12.2015
- Phantom: Flat Phantom 5.0 (back); Type: QD000P50AA; Serial: 1002
- DASY52 52.8.8(1258); SEMCAD X 14.6.10(7372)

Dipole Calibration for Body Tissue/Pin=250 mW, d=10mm/Zoom Scan (7x7x7)/Cube 0:


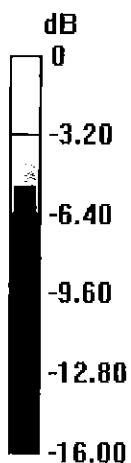
Measurement grid: dx=5mm, dy=5mm, dz=5mm

Reference Value = 100.4 V/m; Power Drift = -0.01 dB

Peak SAR (extrapolated) = 16.0 W/kg

SAR(1 g) = 9.09 W/kg; SAR(10 g) = 4.85 W/kg

Maximum value of SAR (measured) = 13.7 W/kg

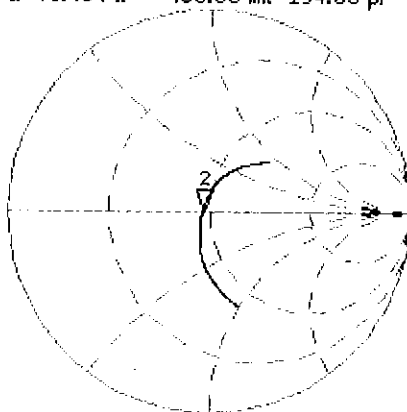


0 dB = 13.7 W/kg = 11.37 dBW/kg

Impedance Measurement Plot for Body TSL

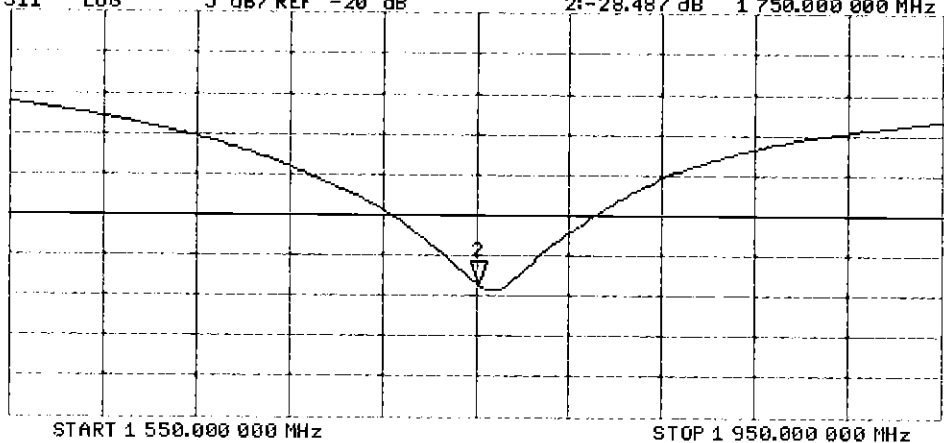
14 Jul 2016 13:08:43
 CH1 S11 1 U FS 2: 46.404 Ω -466.80 m Ω 194.83 pF 1 750.000 000 MHz

*
 De l
 CA
 Avg
 16
 H1 d



CH2 S11 LOG 5 dB/REF -20 dB 2:-28.487 dB 1 750.000 000 MHz

CA
 Avg
 16
 H1 d





Accredited by the Swiss Accreditation Service (SAS)
The Swiss Accreditation Service is one of the signatories to the EA
Multilateral Agreement for the recognition of calibration certificates

Accreditation No.: **SCS 0108**

Client **PC Test**

Certificate No: **D1900V2-5d149_Jul16**

CALIBRATION CERTIFICATE

Object **D1900V2 - SN:5d149**

Calibration procedure(s) **QA CAL-05.v9**
Calibration procedure for dipole validation kits above 700 MHz

Calibration date: **July 15, 2016**

PNV
07/27/2016

This calibration certificate documents the traceability to national standards, which realize the physical units of measurements (SI).
The measurements and the uncertainties with confidence probability are given on the following pages and are part of the certificate.

All calibrations have been conducted in the closed laboratory facility: environment temperature (22 ± 3)°C and humidity < 70%.

Calibration Equipment used (M&TE critical for calibration)

Primary Standards	ID #	Cal Date (Certificate No.)	Scheduled Calibration
Power meter NRP	SN: 104778	06-Apr-16 (No. 217-02288/02289)	Apr-17
Power sensor NRP-Z91	SN: 103244	06-Apr-16 (No. 217-02288)	Apr-17
Power sensor NRP-Z91	SN: 103245	06-Apr-16 (No. 217-02289)	Apr-17
Reference 20 dB Attenuator	SN: 5058 (20k)	05-Apr-16 (No. 217-02292)	Apr-17
Type-N mismatch combination	SN: 5047.2 / 06327	05-Apr-16 (No. 217-02295)	Apr-17
Reference Probe EX3DV4	SN: 7349	15-Jun-16 (No. EX3-7349_Jun16)	Jun-17
DAE4	SN: 601	30-Dec-15 (No. DAE4-601_Dec15)	Dec-16
Secondary Standards	ID #	Check Date (in house)	Scheduled Check
Power meter EPM-442A	SN: GB37480704	07-Oct-15 (No. 217-02222)	In house check: Oct-16
Power sensor HP 8481A	SN: US37292783	07-Oct-15 (No. 217-02222)	In house check: Oct-16
Power sensor HP 8481A	SN: MY41092317	07-Oct-15 (No. 217-02223)	In house check: Oct-16
RF generator R&S SMT-06	SN: 100972	15-Jun-15 (in house check Jun-15)	In house check: Oct-16
Network Analyzer HP 8753E	SN: US37390585	18-Oct-01 (in house check Oct-15)	In house check: Oct-16

Calibrated by: **Claudio Leubler** Name: **Claudio Leubler** Function: **Laboratory Technician**

Approved by: **Katja Pokovic** Technical Manager

Signature
[Signature]

[Signature]

Issued: July 19, 2016

This calibration certificate shall not be reproduced except in full without written approval of the laboratory.



Accredited by the Swiss Accreditation Service (SAS)

The Swiss Accreditation Service is one of the signatories to the EA
Multilateral Agreement for the recognition of calibration certificates

Accreditation No.: **SCS 0108**

Glossary:

TSL	tissue simulating liquid
ConvF	sensitivity in TSL / NORM x,y,z
N/A	not applicable or not measured

Calibration is Performed According to the Following Standards:

- IEEE Std 1528-2013, "IEEE Recommended Practice for Determining the Peak Spatial-Averaged Specific Absorption Rate (SAR) in the Human Head from Wireless Communications Devices: Measurement Techniques", June 2013
- IEC 62209-1, "Procedure to measure the Specific Absorption Rate (SAR) for hand-held devices used in close proximity to the ear (frequency range of 300 MHz to 3 GHz)", February 2005
- IEC 62209-2, "Procedure to determine the Specific Absorption Rate (SAR) for wireless communication devices used in close proximity to the human body (frequency range of 30 MHz to 6 GHz)", March 2010
- KDB 865664, "SAR Measurement Requirements for 100 MHz to 6 GHz"

Additional Documentation:

- DASY4/5 System Handbook

Methods Applied and Interpretation of Parameters:

- Measurement Conditions:** Further details are available from the Validation Report at the end of the certificate. All figures stated in the certificate are valid at the frequency indicated.
- Antenna Parameters with TSL:** The dipole is mounted with the spacer to position its feed point exactly below the center marking of the flat phantom section, with the arms oriented parallel to the body axis.
- Feed Point Impedance and Return Loss:** These parameters are measured with the dipole positioned under the liquid filled phantom. The impedance stated is transformed from the measurement at the SMA connector to the feed point. The Return Loss ensures low reflected power. No uncertainty required.
- Electrical Delay:** One-way delay between the SMA connector and the antenna feed point. No uncertainty required.
- SAR measured:** SAR measured at the stated antenna input power.
- SAR normalized:** SAR as measured, normalized to an input power of 1 W at the antenna connector.
- SAR for nominal TSL parameters:** The measured TSL parameters are used to calculate the nominal SAR result.

The reported uncertainty of measurement is stated as the standard uncertainty of measurement multiplied by the coverage factor $k=2$, which for a normal distribution corresponds to a coverage probability of approximately 95%.

Measurement Conditions

DASY system configuration, as far as not given on page 1.

DASY Version	DASY5	V52.8.8
Extrapolation	Advanced Extrapolation	
Phantom	Modular Flat Phantom	
Distance Dipole Center - TSL	10 mm	with Spacer
Zoom Scan Resolution	dx, dy, dz = 5 mm	
Frequency	1900 MHz \pm 1 MHz	

Head TSL parameters

The following parameters and calculations were applied.

	Temperature	Permittivity	Conductivity
Nominal Head TSL parameters	22.0 °C	40.0	1.40 mho/m
Measured Head TSL parameters	(22.0 \pm 0.2) °C	39.8 \pm 6 %	1.38 mho/m \pm 6 %
Head TSL temperature change during test	< 0.5 °C	----	----

SAR result with Head TSL

SAR averaged over 1 cm ³ (1 g) of Head TSL	Condition	
SAR measured	250 mW input power	9.96 W/kg
SAR for nominal Head TSL parameters	normalized to 1W	40.1 W/kg \pm 17.0 % (k=2)

SAR averaged over 10 cm ³ (10 g) of Head TSL	condition	
SAR measured	250 mW input power	5.23 W/kg
SAR for nominal Head TSL parameters	normalized to 1W	21.0 W/kg \pm 16.5 % (k=2)

Body TSL parameters

The following parameters and calculations were applied.

	Temperature	Permittivity	Conductivity
Nominal Body TSL parameters	22.0 °C	53.3	1.52 mho/m
Measured Body TSL parameters	(22.0 \pm 0.2) °C	52.7 \pm 6 %	1.51 mho/m \pm 6 %
Body TSL temperature change during test	< 0.5 °C	----	----

SAR result with Body TSL

SAR averaged over 1 cm ³ (1 g) of Body TSL	Condition	
SAR measured	250 mW input power	9.95 W/kg
SAR for nominal Body TSL parameters	normalized to 1W	39.9 W/kg \pm 17.0 % (k=2)

SAR averaged over 10 cm ³ (10 g) of Body TSL	condition	
SAR measured	250 mW input power	5.28 W/kg
SAR for nominal Body TSL parameters	normalized to 1W	21.1 W/kg \pm 16.5 % (k=2)

Appendix (Additional assessments outside the scope of SCS 0108)

Antenna Parameters with Head TSL

Impedance, transformed to feed point	52.4 Ω + 5.5 j Ω
Return Loss	- 24.6 dB

Antenna Parameters with Body TSL

Impedance, transformed to feed point	49.6 Ω + 7.0 j Ω
Return Loss	- 23.1 dB

General Antenna Parameters and Design

Electrical Delay (one direction)	1.197 ns
----------------------------------	----------

After long term use with 100W radiated power, only a slight warming of the dipole near the feedpoint can be measured.

The dipole is made of standard semirigid coaxial cable. The center conductor of the feeding line is directly connected to the second arm of the dipole. The antenna is therefore short-circuited for DC-signals. On some of the dipoles, small end caps are added to the dipole arms in order to improve matching when loaded according to the position as explained in the "Measurement Conditions" paragraph. The SAR data are not affected by this change. The overall dipole length is still according to the Standard.

No excessive force must be applied to the dipole arms, because they might bend or the soldered connections near the feedpoint may be damaged.

Additional EUT Data

Manufactured by	SPEAG
Manufactured on	March 11, 2011

DASY5 Validation Report for Head TSL

Date: 15.07.2016

Test Laboratory: SPEAG, Zurich, Switzerland

DUT: Dipole 1900 MHz; Type: D1900V2; Serial: D1900V2 - SN:5d149

Communication System: UID 0 - CW; Frequency: 1900 MHz

Medium parameters used: $f = 1900$ MHz; $\sigma = 1.38$ S/m; $\epsilon_r = 39.8$; $\rho = 1000$ kg/m³

Phantom section: Flat Section

Measurement Standard: DASY5 (IEEE/IEC/ANSI C63.19-2011)

DASY52 Configuration:

- Probe: EX3DV4 - SN7349; ConvF(7.99, 7.99, 7.99); Calibrated: 15.06.2016;
- Sensor-Surface: 1.4mm (Mechanical Surface Detection)
- Electronics: DAE4 Sn601; Calibrated: 30.12.2015
- Phantom: Flat Phantom 5.0 (front); Type: QD000P50AA; Serial: 1001
- DASY52 52.8.8(1258); SEMCAD X 14.6.10(7372)

Dipole Calibration for Head Tissue/Pin=250 mW, d=10mm/Zoom Scan (7x7x7)/Cube 0:


Measurement grid: dx=5mm, dy=5mm, dz=5mm

Reference Value = 107.5 V/m; Power Drift = -0.02 dB

Peak SAR (extrapolated) = 18.7 W/kg

SAR(1 g) = 9.96 W/kg; SAR(10 g) = 5.23 W/kg

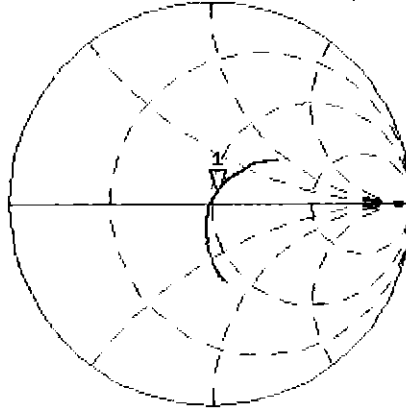
Maximum value of SAR (measured) = 15.5 W/kg



Impedance Measurement Plot for Head TSL

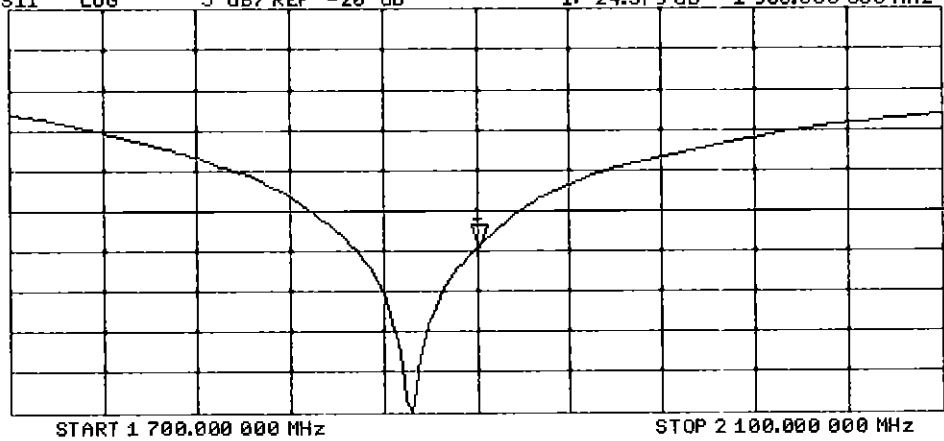
15 Jul 2016 14:30:53
[CH1] S11 1 U FS 1: 52.393 Ω 5.5488 Ω 454.80 μ H 1 900.000 000 MHz

*
De1
CA
Avg
16
H1d



CH2 S11 LOG 5 dB/REF -20 dB 1:-24.579 dB 1 900.000 000 MHz

CA
H1d



DASY5 Validation Report for Body TSL

Date: 13.07.2016

Test Laboratory: SPEAG, Zurich, Switzerland

DUT: Dipole 1900 MHz D1900V2; Type: D1900V2; Serial: D1900V2 - SN:5d149

Communication System: UID 0 - CW; Frequency: 1900 MHz

Medium parameters used: $f = 1900$ MHz; $\sigma = 1.51$ S/m; $\epsilon_r = 52.7$; $\rho = 1000$ kg/m³

Phantom section: Flat Section

Measurement Standard: DASY5 (IEEE/IEC/ANSI C63.19-2011)

DASY52 Configuration:

- Probe: EX3DV4 - SN7349; ConvF(8.03, 8.03, 8.03); Calibrated: 15.06.2016;
- Sensor-Surface: 1.4mm (Mechanical Surface Detection)
- Electronics: DAE4 Sn601; Calibrated: 30.12.2015
- Phantom: Flat Phantom 5.0 (back); Type: QD000P50AA; Serial: 1002
- DASY52 52.8.8(1222); SEMCAD X 14.6.10(7372)

Dipole Calibration for Body Tissue/Pin=250 mW, d=10mm/Zoom Scan (7x7x7)/Cube 0:


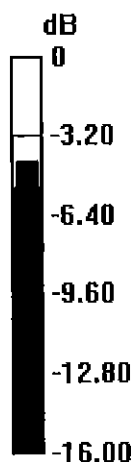
Measurement grid: dx=5mm, dy=5mm, dz=5mm

Reference Value = 103.9 V/m; Power Drift = 0.00 dB

Peak SAR (extrapolated) = 17.4 W/kg

SAR(1 g) = 9.95 W/kg; SAR(10 g) = 5.28 W/kg

Maximum value of SAR (measured) = 14.9 W/kg

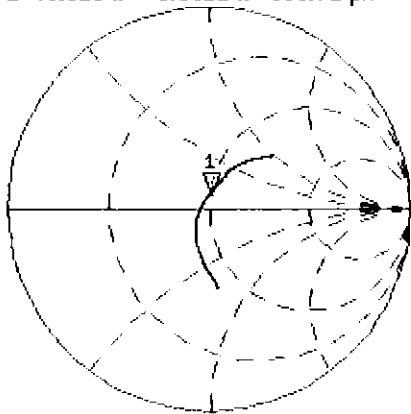


0 dB = 14.9 W/kg = 11.73 dBW/kg

Impedance Measurement Plot for Body TSL

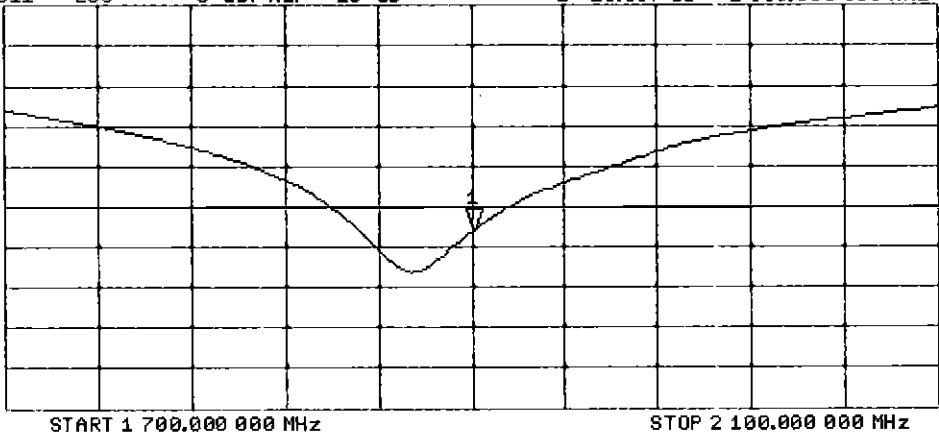
13 Jul 2016 16:29:36
CH1 S11 1 U FS 1: 49.625 Ω 6.9922 Ω 585.71 μ H 1 900.000 000 MHz

*
De1
Cor
Avg
16
H1d



CH2 S11 LOG 5 dB/ REF -20 dB 1:-23.087 dB 1 900.000 000 MHz

Cor
Avg
16
H1d





Accredited by the Swiss Accreditation Service (SAS)
The Swiss Accreditation Service is one of the signatories to the EA
Multilateral Agreement for the recognition of calibration certificates

Accreditation No.: **SCS 0108**

Client **PC Test**

Certificate No: **D2450V2-981_Jul16**

CALIBRATION CERTIFICATE

Object **D2450V2 - SN:981**

Calibration procedure(s) **QA CAL-05.v9**
Calibration procedure for dipole validation kits above 700 MHz

Calibration date: **July 25, 2016**

This calibration certificate documents the traceability to national standards, which realize the physical units of measurements (SI).
The measurements and the uncertainties with confidence probability are given on the following pages and are part of the certificate.

All calibrations have been conducted in the closed laboratory facility: environment temperature (22 ± 3)°C and humidity < 70%.

Calibration Equipment used (M&TE critical for calibration)

Primary Standards	ID #	Cal Date (Certificate No.)	Scheduled Calibration
Power meter NRP	SN: 104778	06-Apr-16 (No. 217-02288/02289)	Apr-17
Power sensor NRP-Z91	SN: 103244	06-Apr-16 (No. 217-02288)	Apr-17
Power sensor NRP-Z91	SN: 103245	06-Apr-16 (No. 217-02289)	Apr-17
Reference 20 dB Attenuator	SN: 5058 (20k)	05-Apr-16 (No. 217-02292)	Apr-17
Type-N mismatch combination	SN: 5047.2 / 06327	05-Apr-16 (No. 217-02295)	Apr-17
Reference Probe EX3DV4	SN: 7349	15-Jun-16 (No. EX3-7349_Jun16)	Jun-17
DAE4	SN: 601	30-Dec-15 (No. DAE4-601_Dec15)	Dec-16

Secondary Standards	ID #	Check Date (in house)	Scheduled Check
Power meter EPM-442A	SN: GB37480704	07-Oct-15 (No. 217-02222)	In house check: Oct-16
Power sensor HP 8481A	SN: US37292783	07-Oct-15 (No. 217-02222)	In house check: Oct-16
Power sensor HP 8481A	SN: MY41092317	07-Oct-15 (No. 217-02223)	In house check: Oct-16
RF generator R&S SMT-06	SN: 100972	15-Jun-15 (in house check Jun-15)	In house check: Oct-16
Network Analyzer HP 8753E	SN: US37390585	18-Oct-01 (in house check Oct-15)	In house check: Oct-16

Calibrated by: **Michael Weber** Name: **Michael Weber** Function: **Laboratory Technician**

Approved by: **Katja Pokovic** Name: **Katja Pokovic** Technical Manager

Signature

M. Weber

K. Pokovic

Issued: July 27, 2016

This calibration certificate shall not be reproduced except in full without written approval of the laboratory.



Accredited by the Swiss Accreditation Service (SAS)
The Swiss Accreditation Service is one of the signatories to the EA
Multilateral Agreement for the recognition of calibration certificates

Accreditation No.: **SCS 0108**

Glossary:

TSL	tissue simulating liquid
ConvF	sensitivity in TSL / NORM x,y,z
N/A	not applicable or not measured

Calibration is Performed According to the Following Standards:

- a) IEEE Std 1528-2013, "IEEE Recommended Practice for Determining the Peak Spatial-Averaged Specific Absorption Rate (SAR) in the Human Head from Wireless Communications Devices: Measurement Techniques", June 2013
- b) IEC 62209-1, "Procedure to measure the Specific Absorption Rate (SAR) for hand-held devices used in close proximity to the ear (frequency range of 300 MHz to 3 GHz)", February 2005
- c) IEC 62209-2, "Procedure to determine the Specific Absorption Rate (SAR) for wireless communication devices used in close proximity to the human body (frequency range of 30 MHz to 6 GHz)", March 2010
- d) KDB 865664, "SAR Measurement Requirements for 100 MHz to 6 GHz"

Additional Documentation:

- e) DASY4/5 System Handbook

Methods Applied and Interpretation of Parameters:

- *Measurement Conditions:* Further details are available from the Validation Report at the end of the certificate. All figures stated in the certificate are valid at the frequency indicated.
- *Antenna Parameters with TSL:* The dipole is mounted with the spacer to position its feed point exactly below the center marking of the flat phantom section, with the arms oriented parallel to the body axis.
- *Feed Point Impedance and Return Loss:* These parameters are measured with the dipole positioned under the liquid filled phantom. The impedance stated is transformed from the measurement at the SMA connector to the feed point. The Return Loss ensures low reflected power. No uncertainty required.
- *Electrical Delay:* One-way delay between the SMA connector and the antenna feed point. No uncertainty required.
- *SAR measured:* SAR measured at the stated antenna input power.
- *SAR normalized:* SAR as measured, normalized to an input power of 1 W at the antenna connector.
- *SAR for nominal TSL parameters:* The measured TSL parameters are used to calculate the nominal SAR result.

The reported uncertainty of measurement is stated as the standard uncertainty of measurement multiplied by the coverage factor $k=2$, which for a normal distribution corresponds to a coverage probability of approximately 95%.

Measurement Conditions

DASY system configuration, as far as not given on page 1.

DASY Version	DASY5	V52.8.8
Extrapolation	Advanced Extrapolation	
Phantom	Modular Flat Phantom	
Distance Dipole Center - TSL	10 mm	with Spacer
Zoom Scan Resolution	dx, dy, dz = 5 mm	
Frequency	2450 MHz \pm 1 MHz	

Head TSL parameters

The following parameters and calculations were applied.

	Temperature	Permittivity	Conductivity
Nominal Head TSL parameters	22.0 °C	39.2	1.80 mho/m
Measured Head TSL parameters	(22.0 \pm 0.2) °C	38.0 \pm 6 %	1.86 mho/m \pm 6 %
Head TSL temperature change during test	< 0.5 °C	----	----

SAR result with Head TSL

SAR averaged over 1 cm ³ (1 g) of Head TSL	Condition	
SAR measured	250 mW input power	13.5 W/kg
SAR for nominal Head TSL parameters	normalized to 1W	52.8 W/kg \pm 17.0 % (k=2)

SAR averaged over 10 cm ³ (10 g) of Head TSL	condition	
SAR measured	250 mW input power	6.26 W/kg
SAR for nominal Head TSL parameters	normalized to 1W	24.7 W/kg \pm 16.5 % (k=2)

Body TSL parameters

The following parameters and calculations were applied.

	Temperature	Permittivity	Conductivity
Nominal Body TSL parameters	22.0 °C	52.7	1.95 mho/m
Measured Body TSL parameters	(22.0 \pm 0.2) °C	51.8 \pm 6 %	2.03 mho/m \pm 6 %
Body TSL temperature change during test	< 0.5 °C	----	----

SAR result with Body TSL

SAR averaged over 1 cm ³ (1 g) of Body TSL	Condition	
SAR measured	250 mW input power	13.0 W/kg
SAR for nominal Body TSL parameters	normalized to 1W	50.8 W/kg \pm 17.0 % (k=2)

SAR averaged over 10 cm ³ (10 g) of Body TSL	condition	
SAR measured	250 mW input power	6.04 W/kg
SAR for nominal Body TSL parameters	normalized to 1W	23.8 W/kg \pm 16.5 % (k=2)

Appendix (Additional assessments outside the scope of SCS 0108)

Antenna Parameters with Head TSL

Impedance, transformed to feed point	$53.2 \Omega + 3.4 j\Omega$
Return Loss	- 26.9 dB

Antenna Parameters with Body TSL

Impedance, transformed to feed point	$50.2 \Omega + 4.5 j\Omega$
Return Loss	- 27.0 dB

General Antenna Parameters and Design

Electrical Delay (one direction)	1.162 ns
----------------------------------	----------

After long term use with 100W radiated power, only a slight warming of the dipole near the feedpoint can be measured.

The dipole is made of standard semirigid coaxial cable. The center conductor of the feeding line is directly connected to the second arm of the dipole. The antenna is therefore short-circuited for DC-signals. On some of the dipoles, small end caps are added to the dipole arms in order to improve matching when loaded according to the position as explained in the "Measurement Conditions" paragraph. The SAR data are not affected by this change. The overall dipole length is still according to the Standard.

No excessive force must be applied to the dipole arms, because they might bend or the soldered connections near the feedpoint may be damaged.

Additional EUT Data

Manufactured by	SPEAG
Manufactured on	December 30, 2014

DASY5 Validation Report for Head TSL

Date: 13.07.2016

Test Laboratory: SPEAG, Zurich, Switzerland

DUT: Dipole 2450 MHz D2450V2; Type: D2450V2; Serial: D2450V2 - SN:981

Communication System: UID 0 - CW; Frequency: 2450 MHz

Medium parameters used: $f = 2450$ MHz; $\sigma = 1.86$ S/m; $\epsilon_r = 38$; $\rho = 1000$ kg/m³

Phantom section: Flat Section

Measurement Standard: DASY5 (IEEE/IEC/ANSI C63.19-2011)

DASY52 Configuration:

- Probe: EX3DV4 - SN7349; ConvF(7.72, 7.72, 7.72); Calibrated: 15.06.2016;
- Sensor-Surface: 1.4mm (Mechanical Surface Detection)
- Electronics: DAE4 Sn601; Calibrated: 30.12.2015
- Phantom: Flat Phantom 5.0 (front); Type: QD000P50AA; Serial: 1001
- DASY52 52.8.8(1258); SEMCAD X 14.6.10(7372)

Dipole Calibration for Head Tissue/Pin=250 mW, d=10mm/Zoom Scan (7x7x7)/Cube 0:


Measurement grid: dx=5mm, dy=5mm, dz=5mm

Reference Value = 115.8 V/m; Power Drift = 0.02 dB

Peak SAR (extrapolated) = 27.4 W/kg

SAR(1 g) = 13.5 W/kg; SAR(10 g) = 6.26 W/kg

Maximum value of SAR (measured) = 22.5 W/kg



0 dB = 22.5 W/kg = 13.52 dBW/kg

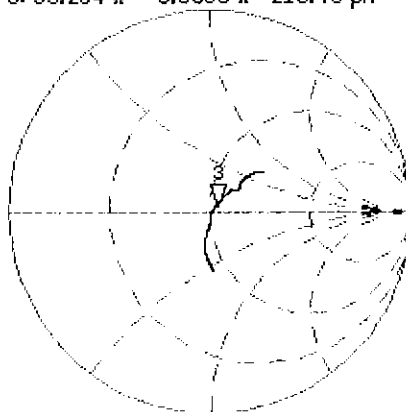
Impedance Measurement Plot for Head TSL

13 Jul 2016 12:53:29
 CH1 S11 1 U FS 3: 53.234 Ω 3.3633 Ω 218.48 μH 2 450.000 000 MHz

*
 De l
 CA

Avg
 16

H1d

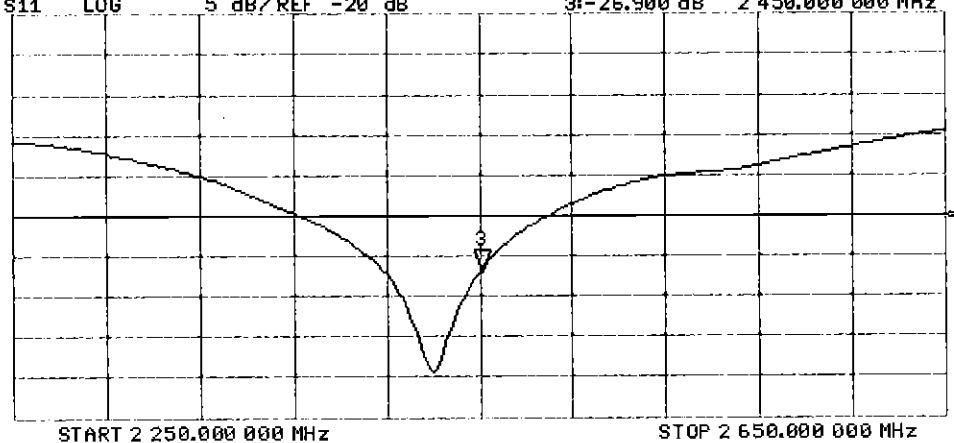


CH2 S11 LOG 5 dB/REF -20 dB 3:-26.900 dB 2 450.000 000 MHz

CA

Avg
 16

H1d



DASY5 Validation Report for Body TSL

Date: 25.07.2016

Test Laboratory: SPEAG, Zurich, Switzerland

DUT: Dipole 2450 MHz D2450V2; Type: D2450V2; Serial: D2450V2 - SN:981

Communication System: UID 0 - CW; Frequency: 2450 MHz

Medium parameters used: $f = 2450$ MHz; $\sigma = 2.03$ S/m; $\epsilon_r = 51.8$; $\rho = 1000$ kg/m³

Phantom section: Flat Section

Measurement Standard: DASY5 (IEEE/IEC/ANSI C63.19-2011)

DASY52 Configuration:

- Probe: EX3DV4 - SN7349; ConvF(7.79, 7.79, 7.79); Calibrated: 15.06.2016;
- Sensor-Surface: 1.4mm (Mechanical Surface Detection)
- Electronics: DAE4 Sn601; Calibrated: 30.12.2015
- Phantom: Flat Phantom 5.0 (back); Type: QD000P50AA; Serial: 1002
- DASY52 52.8.8(1258); SEMCAD X 14.6.10(7372)

Dipole Calibration for Body Tissue/Pin=250 mW, d=10mm/Zoom Scan (7x7x7)/Cube 0:

Measurement grid: dx=5mm, dy=5mm, dz=5mm

Reference Value = 107.1 V/m; Power Drift = -0.02 dB

Peak SAR (extrapolated) = 26.0 W/kg

SAR(1 g) = 13 W/kg; SAR(10 g) = 6.04 W/kg

Maximum value of SAR (measured) = 21.4 W/kg

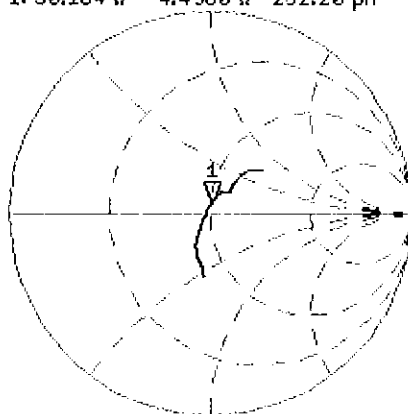


0 dB = 21.4 W/kg = 13.30 dBW/kg

Impedance Measurement Plot for Body TSL

25 Jul 2016 10:03:11
 CH1 S11 1 U FS 1: 50.184 Ω 4.4980 Ω 292.20 μ H 2 450.000 000 MHz

*
 De1
 CA

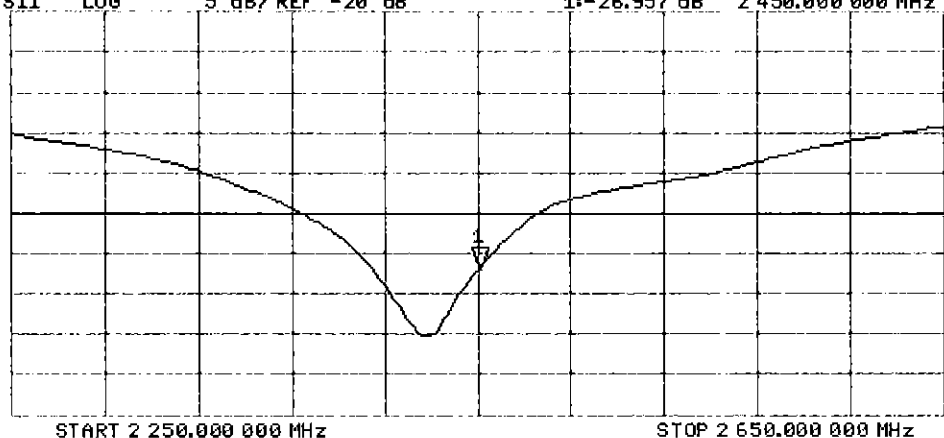


Avg
 16
 H1 d

CH2 S11 LOG 5 dB/ REF -20 dB 1: -26.957 dB 2 450.000 000 MHz

CA

H1 d





Accredited by the Swiss Accreditation Service (SAS)
The Swiss Accreditation Service is one of the signatories to the EA
Multilateral Agreement for the recognition of calibration certificates

Accreditation No.: **SCS 0108**

Client **PC Test**

Certificate No: **D2450V2-797_Sep16**

CALIBRATION CERTIFICATE

Object **D2450V2 - SN:797**

Calibration procedure(s) **QA CAL-05.v9**
Calibration procedure for dipole validation kits above 700 MHz

BNV
09-28-2016

Calibration date: **September 13, 2016**

This calibration certificate documents the traceability to national standards, which realize the physical units of measurements (SI).
The measurements and the uncertainties with confidence probability are given on the following pages and are part of the certificate.

All calibrations have been conducted in the closed laboratory facility: environment temperature (22 ± 3)°C and humidity < 70%.

Calibration Equipment used (M&TE critical for calibration)

Primary Standards	ID #	Cal Date (Certificate No.)	Scheduled Calibration
Power meter NRP	SN: 104778	06-Apr-16 (No. 217-02288/02289)	Apr-17
Power sensor NRP-Z91	SN: 103244	06-Apr-16 (No. 217-02288)	Apr-17
Power sensor NRP-Z91	SN: 103245	06-Apr-16 (No. 217-02289)	Apr-17
Reference 20 dB Attenuator	SN: 5058 (20k)	05-Apr-16 (No. 217-02292)	Apr-17
Type-N mismatch combination	SN: 5047.2 / 06327	05-Apr-16 (No. 217-02295)	Apr-17
Reference Probe EX3DV4	SN: 7349	15-Jun-16 (No. EX3-7349_Jun16)	Jun-17
DAE4	SN: 601	30-Dec-15 (No. DAE4-601_Dec15)	Dec-16

Secondary Standards	ID #	Check Date (in house)	Scheduled Check
Power meter EPM-442A	SN: GB37480704	07-Oct-15 (No. 217-02222)	In house check: Oct-16
Power sensor HP 8481A	SN: US37292783	07-Oct-15 (No. 217-02222)	In house check: Oct-16
Power sensor HP 8481A	SN: MY41092317	07-Oct-15 (No. 217-02223)	In house check: Oct-16
RF generator R&S SMT-06	SN: 100972	15-Jun-15 (in house check Jun-15)	In house check: Oct-16
Network Analyzer HP 8753E	SN: US37390585	18-Oct-01 (in house check Oct-15)	In house check: Oct-16

Calibrated by: **Jeton Kastrati** Function: **Laboratory Technician**

Approved by: **Katja Pokovic** Technical Manager

Signature
[Handwritten signature]
[Handwritten signature]

Issued: September 13, 2016

This calibration certificate shall not be reproduced except in full without written approval of the laboratory.



Accredited by the Swiss Accreditation Service (SAS)

Accreditation No.: **SCS 0108**

The Swiss Accreditation Service is one of the signatories to the EA
Multilateral Agreement for the recognition of calibration certificates

Glossary:

TSL	tissue simulating liquid
ConvF	sensitivity in TSL / NORM x,y,z
N/A	not applicable or not measured

Calibration is Performed According to the Following Standards:

- IEEE Std 1528-2013, "IEEE Recommended Practice for Determining the Peak Spatial-Averaged Specific Absorption Rate (SAR) in the Human Head from Wireless Communications Devices: Measurement Techniques", June 2013
- IEC 62209-1, "Procedure to measure the Specific Absorption Rate (SAR) for hand-held devices used in close proximity to the ear (frequency range of 300 MHz to 3 GHz)", February 2005
- IEC 62209-2, "Procedure to determine the Specific Absorption Rate (SAR) for wireless communication devices used in close proximity to the human body (frequency range of 30 MHz to 6 GHz)", March 2010
- KDB 865664, "SAR Measurement Requirements for 100 MHz to 6 GHz"

Additional Documentation:

- DASY4/5 System Handbook

Methods Applied and Interpretation of Parameters:

- Measurement Conditions:** Further details are available from the Validation Report at the end of the certificate. All figures stated in the certificate are valid at the frequency indicated.
- Antenna Parameters with TSL:** The dipole is mounted with the spacer to position its feed point exactly below the center marking of the flat phantom section, with the arms oriented parallel to the body axis.
- Feed Point Impedance and Return Loss:** These parameters are measured with the dipole positioned under the liquid filled phantom. The impedance stated is transformed from the measurement at the SMA connector to the feed point. The Return Loss ensures low reflected power. No uncertainty required.
- Electrical Delay:** One-way delay between the SMA connector and the antenna feed point. No uncertainty required.
- SAR measured:** SAR measured at the stated antenna input power.
- SAR normalized:** SAR as measured, normalized to an input power of 1 W at the antenna connector.
- SAR for nominal TSL parameters:** The measured TSL parameters are used to calculate the nominal SAR result.

The reported uncertainty of measurement is stated as the standard uncertainty of measurement multiplied by the coverage factor $k=2$, which for a normal distribution corresponds to a coverage probability of approximately 95%.

Measurement Conditions

DASY system configuration, as far as not given on page 1.

DASY Version	DASY5	V52.8.8
Extrapolation	Advanced Extrapolation	
Phantom	Modular Flat Phantom	
Distance Dipole Center - TSL	10 mm	with Spacer
Zoom Scan Resolution	dx, dy, dz = 5 mm	
Frequency	2450 MHz \pm 1 MHz	

Head TSL parameters

The following parameters and calculations were applied.

	Temperature	Permittivity	Conductivity
Nominal Head TSL parameters	22.0 °C	39.2	1.80 mho/m
Measured Head TSL parameters	(22.0 \pm 0.2) °C	37.9 \pm 6 %	1.88 mho/m \pm 6 %
Head TSL temperature change during test	< 0.5 °C	----	----

SAR result with Head TSL

SAR averaged over 1 cm ³ (1 g) of Head TSL	Condition	
SAR measured	250 mW input power	13.4 W/kg
SAR for nominal Head TSL parameters	normalized to 1W	52.1 W/kg \pm 17.0 % (k=2)

SAR averaged over 10 cm ³ (10 g) of Head TSL	condition	
SAR measured	250 mW input power	6.26 W/kg
SAR for nominal Head TSL parameters	normalized to 1W	24.6 W/kg \pm 16.5 % (k=2)

Body TSL parameters

The following parameters and calculations were applied.

	Temperature	Permittivity	Conductivity
Nominal Body TSL parameters	22.0 °C	52.7	1.95 mho/m
Measured Body TSL parameters	(22.0 \pm 0.2) °C	51.6 \pm 6 %	2.04 mho/m \pm 6 %
Body TSL temperature change during test	< 0.5 °C	----	----

SAR result with Body TSL

SAR averaged over 1 cm ³ (1 g) of Body TSL	Condition	
SAR measured	250 mW input power	13.0 W/kg
SAR for nominal Body TSL parameters	normalized to 1W	50.7 W/kg \pm 17.0 % (k=2)

SAR averaged over 10 cm ³ (10 g) of Body TSL	condition	
SAR measured	250 mW input power	6.13 W/kg
SAR for nominal Body TSL parameters	normalized to 1W	24.2 W/kg \pm 16.5 % (k=2)

Appendix (Additional assessments outside the scope of SCS 0108)

Antenna Parameters with Head TSL

Impedance, transformed to feed point	$53.8 \Omega + 6.0 j\Omega$
Return Loss	- 23.3 dB

Antenna Parameters with Body TSL

Impedance, transformed to feed point	$50.8 \Omega + 8.0 j\Omega$
Return Loss	- 22.0 dB

General Antenna Parameters and Design

Electrical Delay (one direction)	1.160 ns
----------------------------------	----------

After long term use with 100W radiated power, only a slight warming of the dipole near the feedpoint can be measured.

The dipole is made of standard semirigid coaxial cable. The center conductor of the feeding line is directly connected to the second arm of the dipole. The antenna is therefore short-circuited for DC-signals. On some of the dipoles, small end caps are added to the dipole arms in order to improve matching when loaded according to the position as explained in the "Measurement Conditions" paragraph. The SAR data are not affected by this change. The overall dipole length is still according to the Standard.

No excessive force must be applied to the dipole arms, because they might bend or the soldered connections near the feedpoint may be damaged.

Additional EUT Data

Manufactured by	SPEAG
Manufactured on	January 24, 2006

DASY5 Validation Report for Head TSL

Date: 13.09.2016

Test Laboratory: SPEAG, Zurich, Switzerland

DUT: Dipole 2450 MHz; Type: D2450V2; Serial: D2450V2 - SN:797

Communication System: UID 0 - CW; Frequency: 2450 MHz

Medium parameters used: $f = 2450$ MHz; $\sigma = 1.88$ S/m; $\epsilon_r = 37.9$; $\rho = 1000$ kg/m³

Phantom section: Flat Section

Measurement Standard: DASY5 (IEEE/IEC/ANSI C63.19-2011)

DASY52 Configuration:

- Probe: EX3DV4 - SN7349; ConvF(7.72, 7.72, 7.72); Calibrated: 15.06.2016;
- Sensor-Surface: 1.4mm (Mechanical Surface Detection)
- Electronics: DAE4 Sn601; Calibrated: 30.12.2015
- Phantom: Flat Phantom 5.0 (front); Type: QD000P50AA; Serial: 1001
- DASY52 52.8.8(1258); SEMCAD X 14.6.10(7372)

Dipole Calibration for Head Tissue/Pin=250 mW, d=10mm/Zoom Scan (7x7x7)/Cube 0:


Measurement grid: dx=5mm, dy=5mm, dz=5mm

Reference Value = 113.4 V/m; Power Drift = -0.02 dB

Peak SAR (extrapolated) = 26.9 W/kg

SAR(1 g) = 13.4 W/kg; SAR(10 g) = 6.26 W/kg

Maximum value of SAR (measured) = 21.9 W/kg

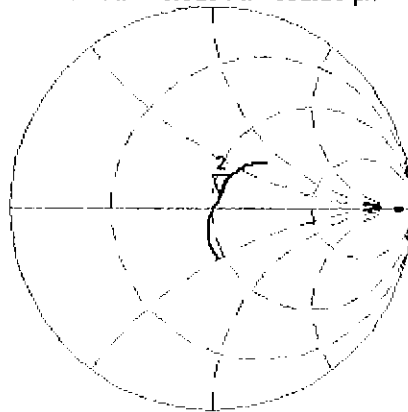


0 dB = 21.9 W/kg = 13.40 dBW/kg

Impedance Measurement Plot for Head TSL

12 Sep 2016 12:42:03
 CH1 S11 1 U FS 2: 53.771 Ω 6.0234 Ω 391.29 μH 2 450.000 000 MHz

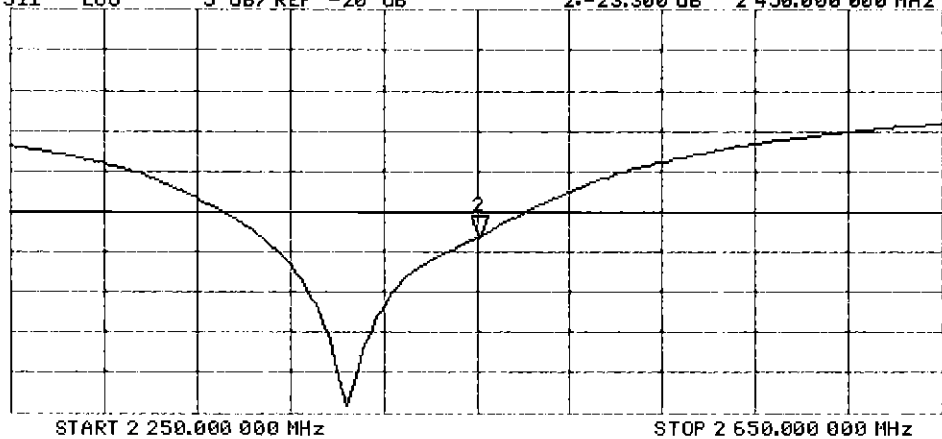
*
 De1
 CA



Avg
 16
 H1 d

CH2 S11 LOG 5 dB/REF -20 dB 2:-23.300 dB 2 450.000 000 MHz

CA
 Avg
 16
 H1 d



DASY5 Validation Report for Body TSL

Date: 13.09.2016

Test Laboratory: SPEAG, Zurich, Switzerland

DUT: Dipole 2450 MHz; Type: D2450V2; Serial: D2450V2 - SN:797

Communication System: UID 0 - CW; Frequency: 2450 MHz

Medium parameters used: $f = 2450$ MHz; $\sigma = 2.04$ S/m; $\epsilon_r = 51.6$; $\rho = 1000$ kg/m³

Phantom section: Flat Section

Measurement Standard: DASY5 (IEEE/IEC/ANSI C63.19-2011)

DASY52 Configuration:

- Probe: EX3DV4 - SN7349; ConvF(7.79, 7.79, 7.79); Calibrated: 15.06.2016;
- Sensor-Surface: 1.4mm (Mechanical Surface Detection)
- Electronics: DAE4 Sn601; Calibrated: 30.12.2015
- Phantom: Flat Phantom 5.0 (back); Type: QD000P50AA; Serial: 1002
- DASY52 52.8.8(1258); SEMCAD X 14.6.10(7372)

Dipole Calibration for Body Tissue/Pin=250 mW, d=10mm/Zoom Scan (7x7x7)/Cube 0:


Measurement grid: dx=5mm, dy=5mm, dz=5mm

Reference Value = 106.5 V/m; Power Drift = -0.04 dB

Peak SAR (extrapolated) = 25.6 W/kg

SAR(1 g) = 13 W/kg; SAR(10 g) = 6.13 W/kg

Maximum value of SAR (measured) = 21.2 W/kg

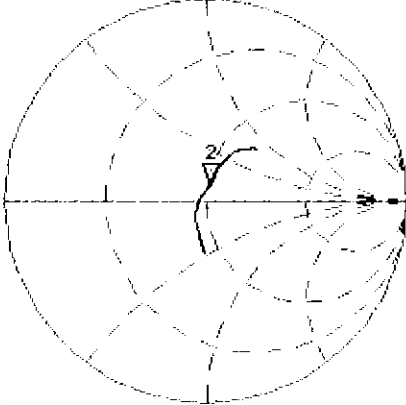


0 dB = 21.2 W/kg = 13.26 dBW/kg

Impedance Measurement Plot for Body TSL

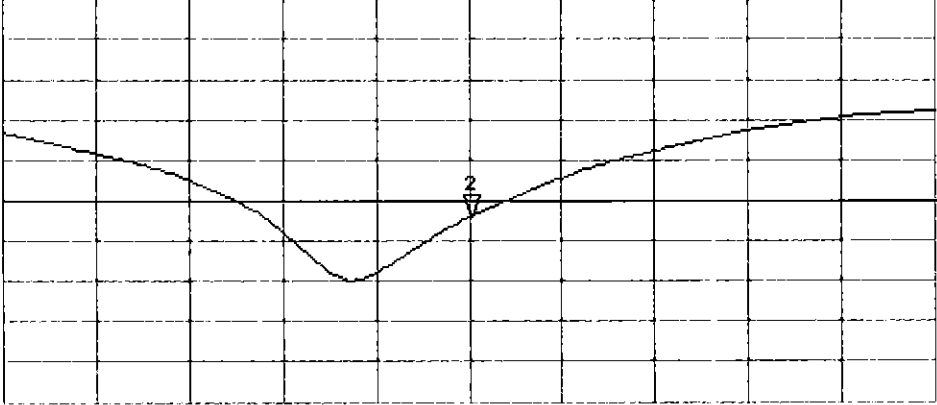
12 Sep 2016 12:40:39
[CH1] S11 1 U FS 2: 50.842 Ω 7.9531 Ω 516.64 μ H 2 450.000 000 MHz

*
De1
CA
Avg
16
H1d



CH2 S11 LOG 5 dB/REF -20 dB 2:-22.037 dB 2 450.000 000 MHz

CA
Avg
16
H1d



APPENDIX D: SAR TISSUE SPECIFICATIONS

Measurement Procedure for Tissue verification:

- 1) The network analyzer and probe system was configured and calibrated.
- 2) The probe was immersed in the tissue. The tissue was placed in a nonmetallic container. Trapped air bubbles beneath the flange were minimized by placing the probe at a slight angle.
- 3) The complex admittance with respect to the probe aperture was measured
- 4) The complex relative permittivity ϵ' can be calculated from the below equation (Pournaropoulos and Misra):

$$Y = \frac{j2\omega\epsilon_r\epsilon_0}{[\ln(b/a)]^2} \int_a^b \int_a^b \int_0^\pi \cos\phi' \frac{\exp[-j\omega r(\mu_0\epsilon_r'\epsilon_0)^{1/2}]}{r} d\phi' d\rho' d\rho$$

where Y is the admittance of the probe in contact with the sample, the primed and unprimed coordinates refer to source and observation points, respectively, $r^2 = \rho^2 + \rho'^2 - 2\rho\rho'\cos\phi'$, ω is the angular frequency, and $j = \sqrt{-1}$.

Table D-I
Composition of the Tissue Equivalent Matter

Frequency (MHz)	750	750	835	835	1750	1750	1900	1900	2450	2450
Tissue	Head	Body	Head	Body	Head	Body	Head	Body	Head	Body
Ingredients (% by weight)										
Bactericide			0.1	0.1						
DGBE					47	31	44.92	29.44		26.7
HEC			1	1						
NaCl			1.45	0.94	0.4	0.2	0.18	0.39		0.1
Sucrose			57	44.9						
Water			40.45	53.06	52.6	68.8	54.9	70.17		73.2

FCC ID: ZNFL63BL



SAR EVALUATION REPORT



Reviewed by:
Quality Manager

Test Dates:
11/21/16 - 11/28/16

DUT Type:
Portable Handset

APPENDIX D:
Page 1 of 4

2 Composition / Information on ingredients

The Item is composed of the following ingredients:

H ₂ O	Water, 35 – 58%
Sucrose	Sugar, white, refined, 40 – 60%
NaCl	Sodium Chloride, 0 – 6%
Hydroxyethyl-cellulose	Medium Viscosity (CAS# 9004-62-0), <0.3%
Preventol-D7	Preservative: aqueous preparation, (CAS# 55965-84-9), containing 5-chloro-2-methyl-3(2H)-isothiazolone and 2-methyl-3(2H)-isothiazolone, 0.1 – 0.7%
Relevant for safety; Refer to the respective Safety Data Sheet*.	

Figure D-1

Composition of 750 MHz Head and Body Tissue Equivalent Matter

Note: 750MHz liquid recipes are proprietary SPEAG. Since the composition is approximate to the actual liquids utilized, the manufacturer tissue-equivalent liquid data sheets are provided below.

Measurement Certificate / Material Test

Item Name	Body Tissue Simulating Liquid (MSL750V2)
Product No.	SL AAM 075 AA (Charge: 150223-3)
Manufacturer	SPEAG

Measurement Method

TSL dielectric parameters measured using calibrated OCP probe.

Setup Validation

Validation results were within $\pm 2.5\%$ towards the target values of Methanol.

Target Parameters

Target parameters as defined in the IEEE 1528 and IEC 62209 compliance standards.

Test Condition

Ambient	Environment temperatur (22 ± 3)°C and humidity < 70%.
TSL Temperature	22°C
Test Date	25-Feb-15
Operator	IEN

Additional Information

TSL Density	1.212 g/cm ³
TSL Heat-capacity	3.006 kJ/(kg*K)

f [MHz]	Measured			Target		Diff.to Target [%]	
	HP-e*	HP-e*	sigma	eps	sigma	Δ-eps	Δ-sigma
600	57.3	24.76	0.83	56.1	0.95	2.2	-13.2
625	57.1	24.43	0.85	56.0	0.95	1.8	-11.0
650	56.8	24.09	0.87	55.9	0.96	1.5	-8.8
675	56.5	23.80	0.89	55.8	0.96	1.2	-6.7
700	56.2	23.51	0.92	55.7	0.96	0.9	-4.6
725	56.0	23.28	0.94	55.6	0.96	0.6	-2.4
750	55.7	23.06	0.96	55.5	0.96	0.4	-0.1
775	55.5	22.87	0.99	55.4	0.97	0.1	2.1
800	55.2	22.68	1.01	55.3	0.97	-0.2	4.4
825	55.0	22.52	1.03	55.2	0.98	-0.5	5.7
838	54.9	22.44	1.05	55.2	0.98	-0.6	6.3
850	54.8	22.36	1.06	55.2	0.99	-0.7	7.0
875	54.5	22.24	1.08	55.1	1.02	-1.0	6.2
900	54.3	22.12	1.11	55.0	1.05	-1.3	5.5
925	54.1	22.01	1.13	55.0	1.06	-1.6	6.5
950	53.9	21.89	1.16	54.9	1.08	-2.0	7.6
975	53.6	21.81	1.18	54.9	1.09	-2.3	8.8
1000	53.4	21.73	1.21	54.8	1.10	-2.7	10.1

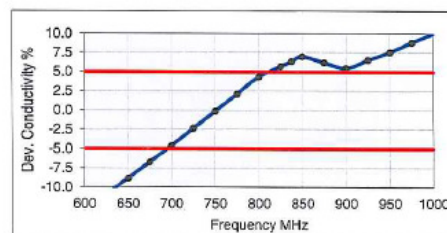
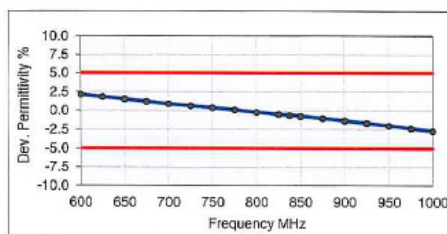




Figure D-2
750MHz Body Tissue Equivalent Matter

FCC ID: ZNFL63BL		SAR EVALUATION REPORT		Reviewed by: Quality Manager
Test Dates: 11/21/16 - 11/28/16	DUT Type: Portable Handset			APPENDIX D: Page 2 of 4

Measurement Certificate / Material Test

Item Name	Head Tissue Simulating Liquid (HSL750V2)
Product No.	SL AAH 075 AA (Charge: 150213-1)
Manufacturer	SPEAG

Measurement Method

TSL dielectric parameters measured using calibrated OCP probe.

Setup Validation

Validation results were within $\pm 2.5\%$ towards the target values of Methanol.

Target Parameters

Target parameters as defined in the IEEE 1528 and IEC 62209 compliance standards.

Test Condition

Ambient	Environment temperatur (22 ± 3)°C and humidity < 70%.
TSL Temperature	22°C
Test Date	18-Feb-15
Operator	IEN

Additional Information

TSL Density	1.284 g/cm ³
TSL Heat-capacity	2.701 kJ/(kg*K)

f [MHz]	Measured			Target		Diff.to Target [%]	
	HP-e'	HP-e''	sigma	eps	sigma	Δ-eps	Δ-sigma
600	44.6	22.42	0.75	42.7	0.88	4.5	-15.1
625	44.3	22.20	0.77	42.6	0.88	3.9	-12.7
650	43.9	21.98	0.79	42.5	0.89	3.3	-10.3
675	43.5	21.75	0.82	42.3	0.89	2.8	-8.0
700	43.1	21.53	0.84	42.2	0.89	2.2	-5.7
725	42.8	21.36	0.86	42.1	0.89	1.8	-3.3
750	42.5	21.22	0.89	41.9	0.89	1.3	-0.9
775	42.2	21.06	0.91	41.8	0.90	0.8	1.4
800	41.8	20.90	0.93	41.7	0.90	0.3	3.7
825	41.5	20.77	0.95	41.6	0.91	-0.2	5.1
838	41.4	20.71	0.96	41.5	0.91	-0.4	5.8
850	41.2	20.65	0.98	41.5	0.92	-0.7	6.6
875	40.9	20.53	1.00	41.5	0.94	-1.4	6.0
900	40.6	20.42	1.02	41.5	0.97	-2.1	5.4
925	40.4	20.32	1.05	41.5	0.98	-2.6	6.5
950	40.1	20.22	1.07	41.4	0.99	-3.2	7.5
975	39.8	20.14	1.09	41.4	1.00	-3.8	8.7
1000	39.5	20.05	1.12	41.3	1.01	-4.3	9.9

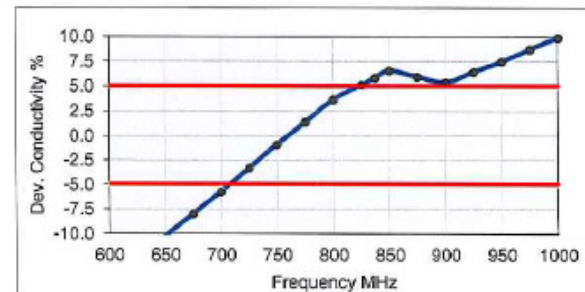
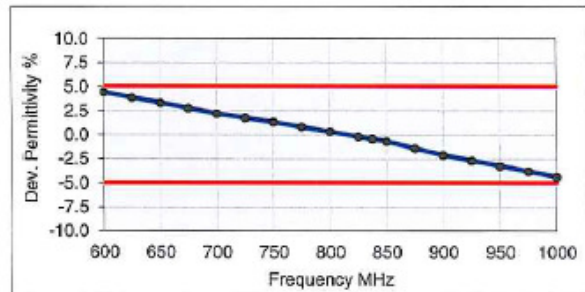




Figure D-3
750MHz Head Tissue Equivalent Matter

FCC ID: ZNFL63BL		SAR EVALUATION REPORT		Reviewed by: Quality Manager
Test Dates: 11/21/16 - 11/28/16	DUT Type: Portable Handset			APPENDIX D: Page 3 of 4

2 Composition / Information on ingredients

The Item is composed of the following ingredients:

H ₂ O	Water, 52 – 75%
C ₈ H ₁₈ O ₃	Diethylene glycol monobutyl ether (DGBE), 25 – 48% (CAS-No. 112-34-5, EC-No. 203-961-6, EC-index-No. 603-096-00-8) Relevant for safety; Refer to the respective Safety Data Sheet*.
NaCl	Sodium Chloride, <1.0%

Figure D-4

Composition of 2.4 GHz Head Tissue Equivalent Matter

Note: 2.4 GHz head liquid recipes are proprietary SPEAG. Since the composition is approximate to the actual liquids utilized, the manufacturer tissue-equivalent liquid data sheets are provided below.

Measurement Certificate / Material Test

Item Name	Head Tissue Simulating Liquid (HSL2450V2)
Product No.	SL AAH 245 BA (Charge: 150206-3)
Manufacturer	SPEAG

Measurement Method

TSL dielectric parameters measured using calibrated OCP probe.

Setup Validation

Validation results were within $\pm 2.5\%$ towards the target values of Methanol.

Target Parameters

Target parameters as defined in the IEEE 1528 and IEC 62209 compliance standards.

Test Condition

Ambient	Environment temperatur (22 ± 3)°C and humidity < 70%.
TSL Temperature	23°C
Test Date	11-Feb-15
Operator	IEN

Additional Information

TSL Density	0.988 g/cm ³
TSL Heat-capacity	3.680 kJ/(kg·K)

f (MHz)	Measured			Target		Diff. to Target (%)	
	HP-e'	HP-e''	sigma	eps	sigma	Δ-eps	Δ-sigma
1900	40.4	11.89	1.26	40.0	1.40	1.0	-10.2
1925	40.3	11.98	1.28	40.0	1.40	0.7	-8.3
1950	40.2	12.07	1.31	40.0	1.40	0.4	-6.4
1975	40.1	12.15	1.34	40.0	1.40	0.2	-4.6
2000	40.0	12.23	1.36	40.0	1.40	-0.1	-2.8
2025	39.9	12.32	1.39	40.0	1.42	-0.2	-2.4
2050	39.8	12.41	1.42	39.9	1.44	-0.3	-2.0
2075	39.7	12.50	1.44	39.9	1.47	-0.4	-1.6
2100	39.6	12.59	1.47	39.8	1.49	-0.5	-1.2
2125	39.5	12.66	1.50	39.8	1.51	-0.7	-0.9
2150	39.4	12.73	1.52	39.7	1.53	-0.8	-0.7
2175	39.3	12.83	1.55	39.7	1.56	-0.9	-0.2
2200	39.2	12.92	1.58	39.6	1.58	-1.1	0.2
2225	39.1	13.00	1.61	39.6	1.60	-1.2	0.6
2250	39.0	13.08	1.64	39.6	1.62	-1.3	0.9
2275	38.9	13.17	1.67	39.5	1.64	-1.5	1.4
2300	38.8	13.26	1.70	39.5	1.67	-1.7	1.8
2325	38.7	13.34	1.73	39.4	1.69	-1.8	2.2
2350	38.6	13.42	1.75	39.4	1.71	-2.0	2.5
2375	38.5	13.50	1.78	39.3	1.73	-2.1	2.9
2400	38.4	13.58	1.81	39.3	1.76	-2.3	3.3
2425	38.3	13.65	1.84	39.2	1.78	-2.4	3.6
2450	38.2	13.73	1.87	39.2	1.80	-2.6	3.9
2475	38.1	13.80	1.90	39.2	1.83	-2.8	4.0
2500	38.0	13.87	1.93	39.1	1.85	-3.0	4.0
2525	37.9	13.90	1.95	39.1	1.88	-3.1	3.8
2550	37.8	13.93	1.98	39.1	1.91	-3.2	3.5
2575	37.7	14.05	2.01	39.0	1.94	-3.5	4.0
2600	37.6	14.17	2.05	39.0	1.96	-3.7	4.4
2625	37.4	14.23	2.08	39.0	1.99	-3.9	4.4
2650	37.3	14.29	2.11	38.9	2.02	-4.1	4.4
2675	37.2	14.37	2.14	38.9	2.05	-4.3	4.6
2700	37.1	14.45	2.17	38.9	2.07	-4.5	4.7

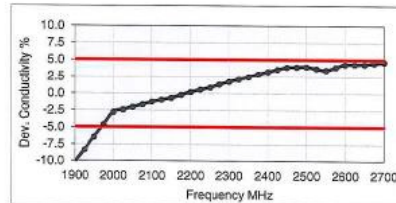
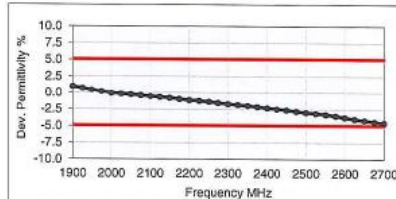




Figure D-5

2.4 GHz Head Tissue Equivalent Matter

FCC ID: ZNFL63BL		SAR EVALUATION REPORT		Reviewed by: Quality Manager
Test Dates: 11/21/16 - 11/28/16	DUT Type: Portable Handset			APPENDIX D: Page 4 of 4

APPENDIX E: SAR SYSTEM VALIDATION



Per FCC KDB Publication 865664 D02v01r02, SAR system validation status should be documented to confirm measurement accuracy. The SAR systems (including SAR probes, system components and software versions) used for this device were validated against its performance specifications prior to the SAR measurements. Reference dipoles were used with the required tissue- equivalent media for system validation, according to the procedures outlined in FCC KDB Publication 865664 D01v01r04 and IEEE 1528-2013. Since SAR probe calibrations are frequency dependent, each probe calibration point was validated at a frequency within the valid frequency range of the probe calibration point, using the system that normally operates with the probe for routine SAR measurements and according to the required tissue-equivalent media.

A tabulated summary of the system validation status including the validation date(s), measurement frequencies, SAR probes and tissue dielectric parameters has been included.

Table E-I
SAR System Validation Summary

SAR SYSTEM #	FREQ. [MHz]	DATE	PROBE SN	PROBE TYPE	PROBE CAL. POINT		COND.	PERM.	CW VALIDATION			MOD. VALIDATION		
							(σ)	(εr)	SENSITIVITY	PROBE LINEARITY	PROBE ISOTROPY	MOD. TYPE	DUTY FACTOR	PAR.
K	750	5/25/2016	7409	EX3DV4	750	Head	0.908	42.422	PASS	PASS	PASS	N/A	N/A	N/A
D	835	10/4/2016	3213	ES3DV3	835	Head	0.889	40.200	PASS	PASS	PASS	GMSK	PASS	N/A
A	1750	9/7/2016	3022	ES3DV2	1750	Head	1.338	38.815	PASS	PASS	PASS	N/A	N/A	N/A
I	1900	9/7/2016	3288	ES3DV3	1900	Head	1.425	38.384	PASS	PASS	PASS	GMSK	PASS	N/A
D	2450	5/9/2016	3213	ES3DV3	2450	Head	1.819	40.155	PASS	PASS	PASS	OFDM/TDD	PASS	PASS
K	750	5/25/2016	7409	EX3DV4	750	Body	0.977	56.135	PASS	PASS	PASS	N/A	N/A	N/A
H	835	4/7/2016	3319	ES3DV3	835	Body	1.000	54.246	PASS	PASS	PASS	GMSK	PASS	N/A
C	1750	9/7/2016	7410	EX3DV4	1750	Body	1.501	51.691	PASS	PASS	PASS	N/A	N/A	N/A
G	1900	9/29/2016	3287	ES3DV3	1900	Body	1.547	51.110	PASS	PASS	PASS	GMSK	PASS	N/A
E	2450	4/27/2016	7406	EX3DV4	2450	Body	2.016	51.629	PASS	PASS	PASS	OFDM/TDD	PASS	PASS

NOTE: While the probes have been calibrated for both CW and modulated signals, all measurements were performed using communication systems calibrated for CW signals only. Modulations in the table above represent test configurations for which the measurement system has been validated per FCC KDB Publication 865664 D01v01r04 for scenarios when CW probe calibrations are used with other signal types. SAR systems were validated for modulated signals with a periodic duty cycle, such as GMSK, or with a high peak to average ratio (>5 dB), such as OFDM according to FCC KDB Publication 865664 D01v01r04.

FCC ID: ZNFL63BL	 PCTEST ENGINEERING LABORATORY, INC.	SAR EVALUATION REPORT		Reviewed by: Quality Manager
Test Dates: 11/21/16 - 11/28/16	DUT Type: Portable Handset	APPENDIX E: Page 1 of 1		

APPENDIX G: WIFI POWER REDUCTION VERIFICATION

This device was tested by the test lab to verify power reduction in WIFI power levels when audio is routed through the ear-piece of the device.

G1. Test Procedure

The following procedure was utilized to verify power reduction in normal operating conditions:

1. The WIFI antenna of the DUT is connected via a conducted connection to a CMW500 with WIFI signaling and measurement functions.
2. A WIFI data transmission is initiated and WIFI power is measured by the CMW500.
3. The DUT is connected via a radiated connection to a second CMW500 and a speech call is initiated, simultaneously with the WIFI data transmission.
4. Audio is verified to be routed through the held-to-ear speaker and the WIFI power is measured. The speakerphone is toggled on and off to ensure power reduction is reactivated when audio is restored to the held-to-ear speaker.
5. The WIFI powers are measured and compared to the reduced power levels to verify the WIFI power reduction mechanism.
6. Repeat for each WIFI mode (e.g. 802.11b, 802.11g, etc...) supported by the DUT.

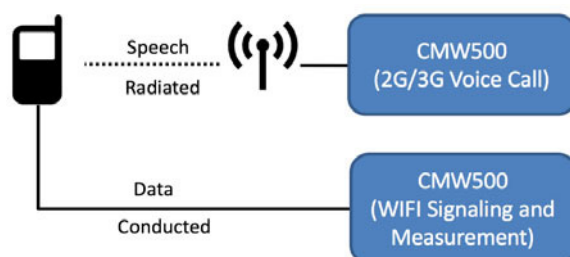


Figure 1 – Verification of WIFI Power Reduction


G2. Verification Data Summary

The WIFI power reduction mechanism was verified under the above test procedures and conditions. The maximum and reduced WIFI power levels were within the tune-up range.

Table 1 – Data Summary of Power Reduction

Model	IMEI	Mode	Channel	Target Max Power (dBm)	Measured Power (dBm)	Target Reduced Power (dBm)	Measured Power (dBm)
ZNFL63BL	10415	802.11b	6	18.00	18.93	14.50	15.05
		802.11g	6	15.50	16.50	14.50	14.50

Maximum Allowed Output Power: Target Power +1 dB

FCC ID: ZNFL63BL	 PCTEST ENGINEERING LABORATORY, INC.	SAR EVALUATION REPORT		Reviewed by: Quality Manager
Test Dates: 11/21/16 – 11/28/16	DUT Type: Portable Handset			APPENDIX G: Page 1 of 1