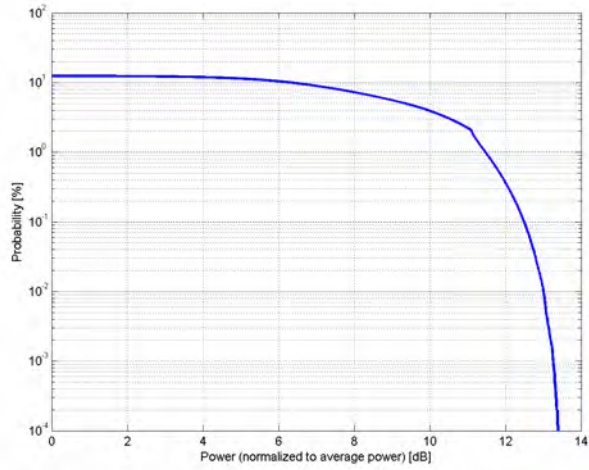


**Calibration Laboratory of
Schmid & Partner
Engineering AG**
Zeughausstrasse 43, 8004 Zurich, Switzerland

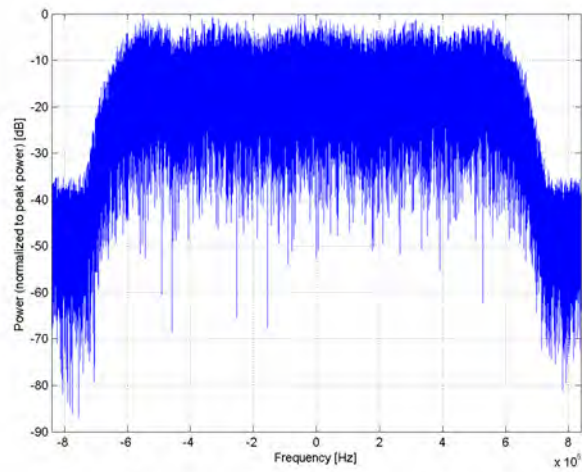
Name:	CDMA2000, RC1, SO3, 1/8th Rate 25 fr.
Group:	CDMA2000
UID:	10295-AAB
PAR: ¹	12.49 dB
MIF: ²	3.26 dB
Standard Reference:	3GPP2 C.S0002-C-1, Chapter 2.1.3.9.2.3 FCC OET KDB 941225 D01 SAR test for 3G devices (v02)
Category:	Random amplitude modulation
Modulation:	64-ary orthogonal
Frequency Band:	Band Class 0 (815.0-849.0 MHz, 20220) Band Class 1 (1850.0-1910.0 MHz, 20040) Band Class 2 (872.0-915.0 MHz, 20041) Band Class 3 (887.0-925.0 MHz, 20042) Band Class 4 (1750.0-1780.0 MHz, 20043) Band Class 5 (411.7-483.5 MHz, 20044) Band Class 6 (1920.0-1980.0 MHz, 20045) Band Class 7 (776.0-794.0 MHz, 20046) Band Class 8 (1710.0-1785.0 MHz, 20047) Band Class 9 (880.0-915.0 MHz, 20048) Band Class 10 (806.0-901.0 MHz, 20049) Band Class 11 (410.0-462.5 MHz, 20050) Band Class 12 (870.0-876.0 MHz, 20051) Band Class 13 (2500.0-2570.0 MHz, 20179) Band Class 14 (1850.0-1915.0 MHz, 20180) Band Class 15 (1710.0-1755.0 MHz, 20181) Band Class 16 (2502.0-2568.0 MHz, 20182) Band Class 18 (787.0-799.0 MHz, 20184) Band Class 19 (698.0-716.0 MHz, 20185) Band Class 20 (1626.5-1660.5 MHz, 20186) Band Class 21 (2000.0-2020.0 MHz, 20187)
Detailed Specification:	Radio Configuration 1 (RC1) Service Option 3 (SO3) Speech codec: 8k EVRC (Enhanced Voice Rate Codec) 1/8th frame rate
Bandwidth:	1.2 MHz
Integration Time:	500.0 ms

¹ PAR (0.1%) in accordance with FCC KDB 971168, Section 6.0 "Measurement of the Peak-to-Average Power Ratio (PAPR)"

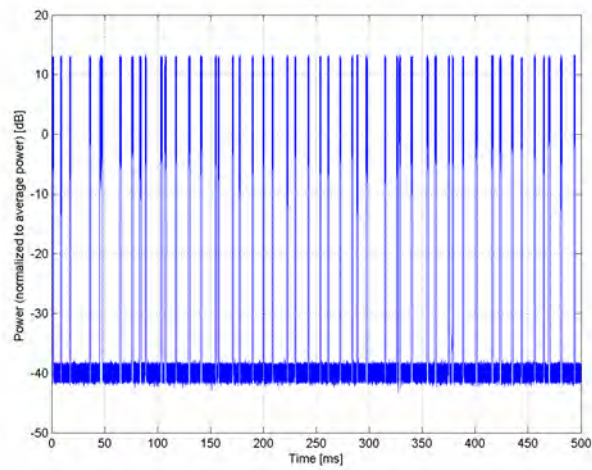
² Modulation Interference Factor (MIF) value valid only in conjunction with advanced probe response linearization calibration for the same communication system (same UID and version).



Complementary Cumulative Distribution Function (CCDF)



Frequency Domain



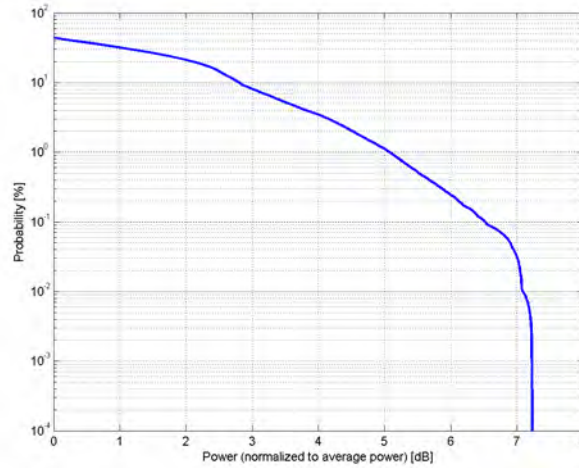
Time Domain

**Calibration Laboratory of
Schmid & Partner
Engineering AG**
Zeughausstrasse 43, 8004 Zurich, Switzerland

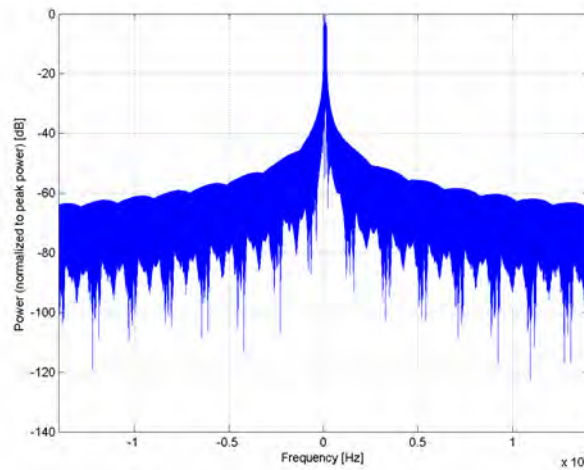
Name:	LTE-FDD (SC-FDMA, 1 RB, 20 MHz, 16-QAM)
Group:	LTE-FDD
UID:	10170-CAB
PAR: ¹	6.52 dB
MIF: ²	-9.76 dB
Standard Reference:	3GPP / ETSI TS 136.101 V8.4.0 3GPP / ETSI TS 136.213 V8.4.0 FCC OET KDB 941225 D05 SAR for LTE Devices v01 Random amplitude modulation
Category:	
Modulation:	16-QAM
Frequency Band:	Band 1, E-UTRA/FDD (1920.0-1980.0 MHz, 20133) Band 2, E-UTRA/FDD (1850.0-1910.0 MHz, 20134) Band 3, E-UTRA/FDD (1710.0-1785.0 MHz, 20135) Band 4, E-UTRA/FDD (1710.0-1755.0 MHz, 20136) Band 7, E-UTRA/FDD (2500.0-2570.0 MHz, 20139) Band 9, E-UTRA/FDD (1749.9-1784.9 MHz, 20141) Band 10, E-UTRA/FDD (1710.0-1770.0 MHz, 20142) Band 20, E-UTRA/FDD (832.0-862.0 MHz, 20159) Band 22, E-UTRA/FDD (3410.0-3490.0 MHz, 20190) Band 23, E-UTRA/FDD (2000.0-2020.0 MHz, 20164) Band 25, E-UTRA/FDD (1850.0-1915.0 MHz, 20166) Band 28 E-UTRA/FDD (703.0-748.0 MHz, 20213)
Detailed Specification:	Modulation Scheme: SC-FDMA Number of PUSCHs: 1 Settings for Subframe #0 to #9: Modulation Scheme: 16QAM Data Type: UL-SCH Number RB: 1 Transport Block Size: 256 TBS Index: 14 MCS Index: 15 Data Type: PN9
Bandwidth:	20.0 MHz
Integration Time:	10.0 ms

¹ PAR (0.1%) in accordance with FCC KDB 971168, Section 6.0 "Measurement of the Peak-to-Average Power Ratio (PAPR)"

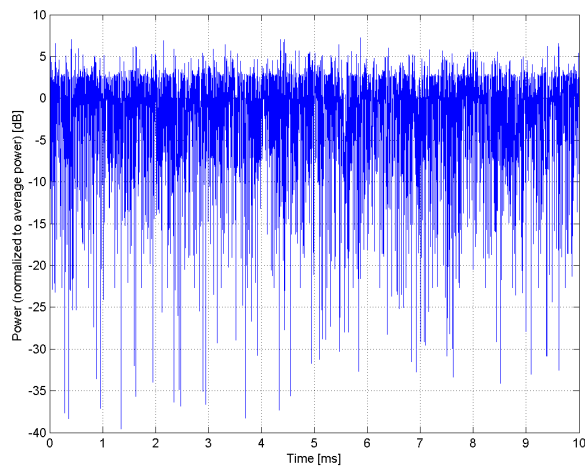
² Modulation Interference Factor (MIF) value valid only in conjunction with advanced probe response linearization calibration for the same communication system (same UID and version).



Complementary Cumulative Distribution Function (CCDF)



Frequency Domain



Time Domain

**Calibration Laboratory of
Schmid & Partner
Engineering AG**
Zeughausstrasse 43, 8004 Zurich, Switzerland

Name: **LTE-FDD (SC-FDMA, 1 RB, 10 MHz, 16-QAM)**

Group: LTE-FDD
UID: 10176-CAB

PAR: ¹ **6.52 dB**
MIF: ² **-9.76 dB**

Standard Reference: 3GPP / ETSI TS 136.101 V8.4.0
3GPP / ETSI TS 136.213 V8.4.0
FCC OET KDB 941225 D05 SAR for LTE Devices v01
Category: Random amplitude modulation

Modulation: 16-QAM

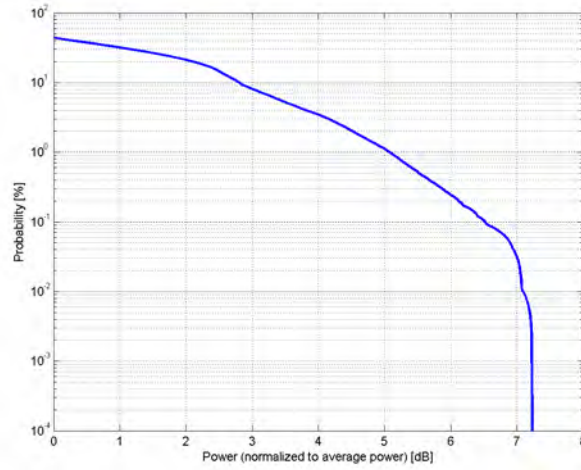
Frequency Band: Band 1, E-UTRA/FDD (1920.0-1980.0 MHz, 20133)
Band 2, E-UTRA/FDD (1850.0-1910.0 MHz, 20134)
Band 3, E-UTRA/FDD (1710.0-1785.0 MHz, 20135)
Band 4, E-UTRA/FDD (1710.0-1755.0 MHz, 20136)
Band 5, E-UTRA/FDD (824.0-849.0 MHz, 20137)
Band 6, E-UTRA/FDD (830.0-840.0 MHz, 20138)
Band 7, E-UTRA/FDD (2500.0-2570.0 MHz, 20139)
Band 8, E-UTRA/FDD (880.0-915.0 MHz, 20140)
Band 9, E-UTRA/FDD (1749.9-1784.9 MHz, 20141)
Band 10, E-UTRA/FDD (1710.0-1770.0 MHz, 20142)
Band 11, E-UTRA/FDD (1427.9-1447.9 MHz, 20209)
Band 12, E-UTRA/FDD (699.0-716.0 MHz, 20210)
Band 13, E-UTRA/FDD (777.0-787.0 MHz, 20145)
Band 14, E-UTRA/FDD (788.0-798.0 MHz, 20146)
Band 17, E-UTRA/FDD (704.0-716.0 MHz, 20147)
Band 18, E-UTRA/FDD (815.0-830.0 MHz, 20157)
Band 19, E-UTRA/FDD (830.0-845.0 MHz, 20158)
Band 20, E-UTRA/FDD (832.0-862.0 MHz, 20159)
Band 21, E-UTRA/FDD (1447.9-1462.9 MHz, 20160)
Band 22, E-UTRA/FDD (3410.0-3490.0 MHz, 20190)
Band 23, E-UTRA/FDD (2000.0-2020.0 MHz, 20164)
Band 24, E-UTRA/FDD (1626.5-1660.5 MHz, 20165)
Band 25, E-UTRA/FDD (1850.0-1915.0 MHz, 20166)
Band 26 E-UTRA/FDD (814.0-849.0 MHz, 20211)
Band 27 E-UTRA/FDD (807.0-824.0 MHz, 20212)
Band 28 E-UTRA/FDD (703.0-748.0 MHz, 20213)

Detailed Specification: Modulation Scheme: SC-FDMA
Number of PUSCHs: 1
Settings for Subframe #0 to #9:
Modulation Scheme: QPSK
Data Type: UL-SCH
Number RB: 1
Transport Block Size: 256
TBS Index: 14
MCS Index: 15
Data Type: PN9

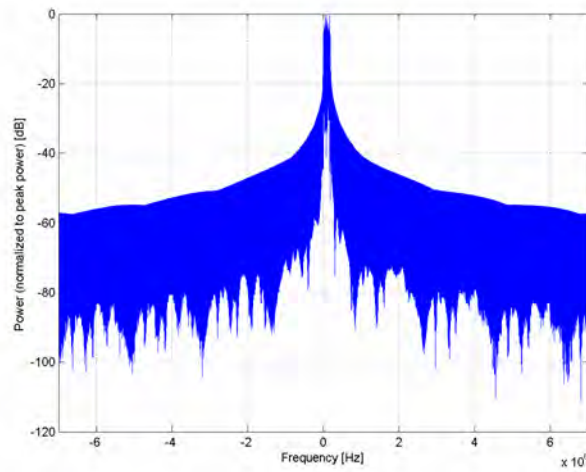
Bandwidth: 10.0 MHz
Integration Time: 10.0 ms

¹ PAR (0.1%) in accordance with FCC KDB 971168, Section 6.0 "Measurement of the Peak-to-Average Power Ratio (PAPR)"

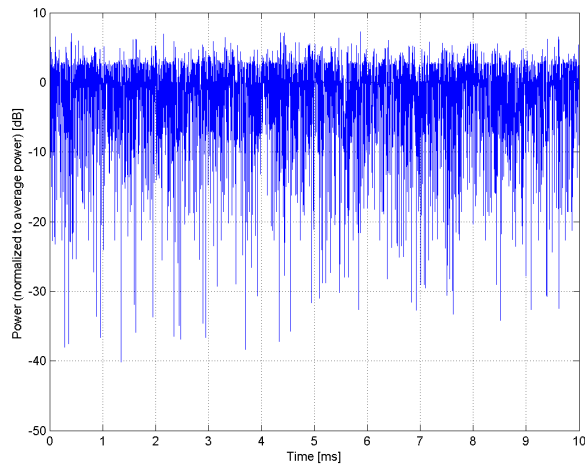
² Modulation Interference Factor (MIF) value valid only in conjunction with advanced probe response linearization calibration for the same communication system (same UID and version).



Complementary Cumulative Distribution Function (CCDF)



Frequency Domain



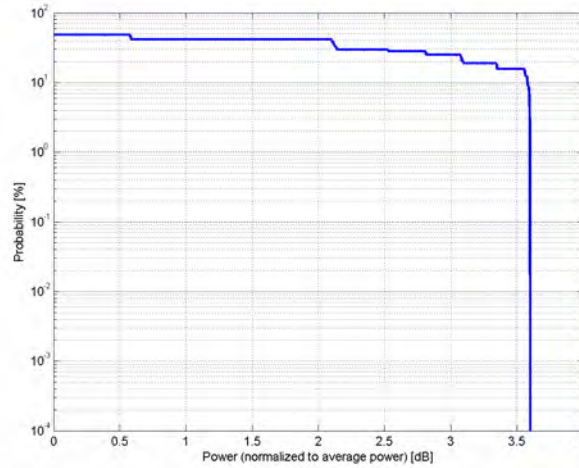
Time Domain

**Calibration Laboratory of
Schmid & Partner
Engineering AG**
Zeughausstrasse 43, 8004 Zurich, Switzerland

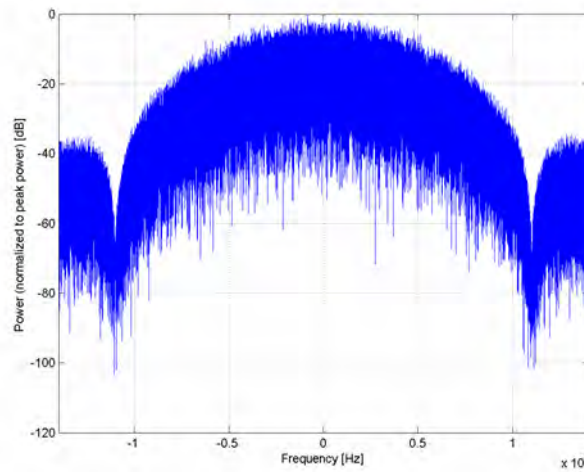
Name:	IEEE 802.11b WiFi 2.4 GHz (DSSS, 11 Mbps)
Group:	WLAN
UID:	10061-CAA
PAR: ¹	3.60 dB
MIF: ²	-2.02 dB
Standard Reference:	IEEE 802.11b-1999 , Part 11, FCC SAR meas for 802 11 a b g v01r02 (248227 D01)
Category:	Random amplitude modulation
Modulation:	DQPSK
Frequency Band:	ISM 2.4 GHz Band, World but Japan (2401.5-2482.5 MHz, 20028) ISM 2.4 GHz-Band, Japan (2472.5-2495.5 MHz, 20030)
Detailed Specification:	Data Rate: 11 Mbps Spreading, Coding: CCK PPDU format: Long Preamble & Heading PSDU Length: 1024 PSDU Data: PN9
Bandwidth:	20.0 MHz
Integration Time:	1.5 ms

¹ PAR (0.1%) in accordance with FCC KDB 971168, Section 6.0 "Measurement of the Peak-to-Average Power Ratio (PAPR)"

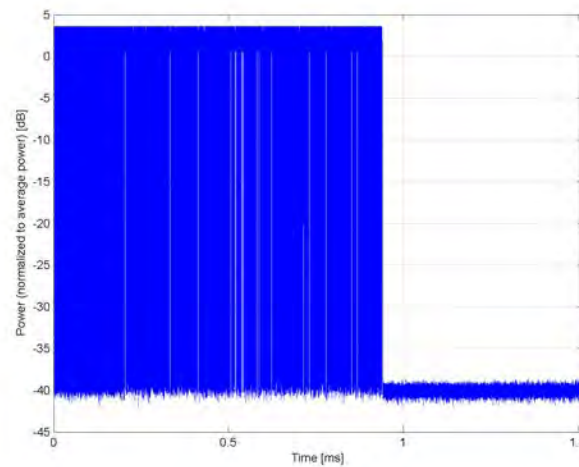
² Modulation Interference Factor (MIF) value valid only in conjunction with advanced probe response linearization calibration for the same communication system (same UID and version).



Complementary Cumulative Distribution Function (CCDF)



Frequency Domain



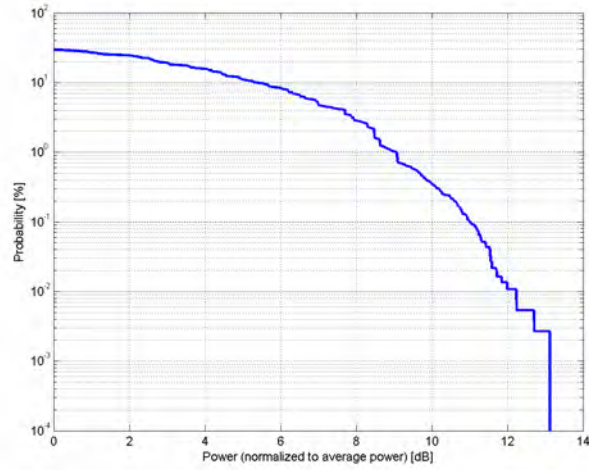
Time Domain

**Calibration Laboratory of
Schmid & Partner
Engineering AG**
Zeughausstrasse 43, 8004 Zurich, Switzerland

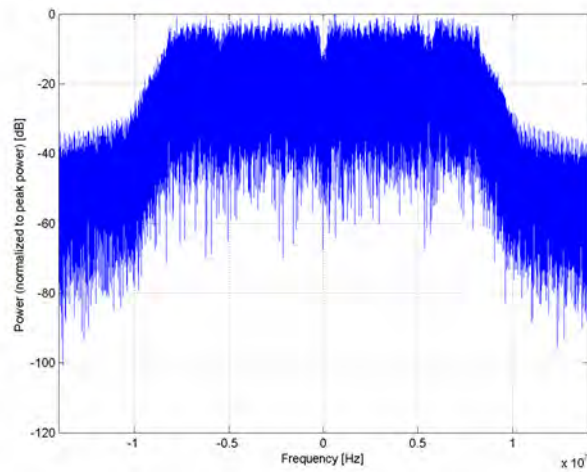
Name:	IEEE 802.11g WiFi 2.4 GHz (DSSS/OFDM, 54 Mbps)
Group:	WLAN
UID:	10077-CAA
PAR: ¹	11.00 dB
MIF: ²	0.12 dB
Standard Reference:	IEEE 802.11g-2003 , Part 11 FCC SAR meas for 802 11 a b g v01r02 (248227 D01)
Category:	Random amplitude modulation
Modulation:	64-QAM
Frequency Band:	ISM 2.4 GHz Band, World but Japan (2401.5-2482.5 MHz, 20028) ISM 2.4 GHz-Band, Japan (2472.5-2495.5 MHz, 20030)
Detailed Specification:	Data Rate: 54 Mbps Coding Rate: 3/4 Coded bits per subcarrier: 6 Coded bits per OFDM symbol: 288 Data bits per OFDM symbol: 216 PSDU Length: 1000 Bytes PSDU Data: PN9
Bandwidth:	20.0 MHz
Integration Time:	0.9 ms

¹ PAR (0.1%) in accordance with FCC KDB 971168, Section 6.0 "Measurement of the Peak-to-Average Power Ratio (PAPR)"

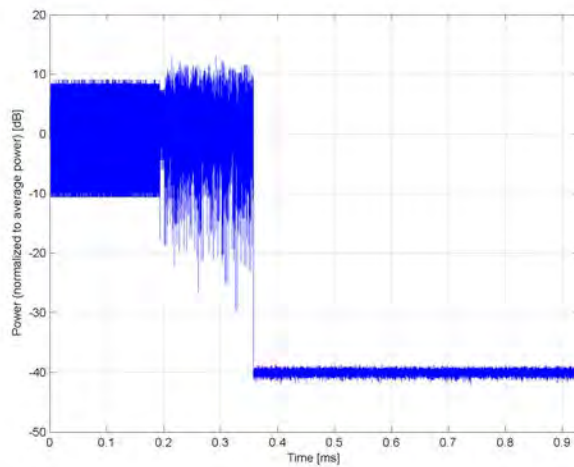
² Modulation Interference Factor (MIF) value valid only in conjunction with advanced probe response linearization calibration for the same communication system (same UID and version).



Complementary Cumulative Distribution Function (CCDF)



Frequency Domain



Time Domain