





## 17. TEST PHOTOGRAPHS

See following Attached Pages for setup photographs.



<b>FCC ID:</b> ZNFL55C	 <b>PCTEST</b> ENGINEERING LABORATORY, INC.	<b>HAC (RF EMISSIONS) TEST REPORT</b>	 <b>LG</b>	<b>Reviewed by:</b> Quality Manager
<b>HAC Filename:</b> 0Y1108011328.ZNF	<b>Test Dates:</b> August 2-3, 2011	<b>EUT Type:</b> Cellular/PCS CDMA/EVDO Phone with BT and WLAN	Page 74 of 76	

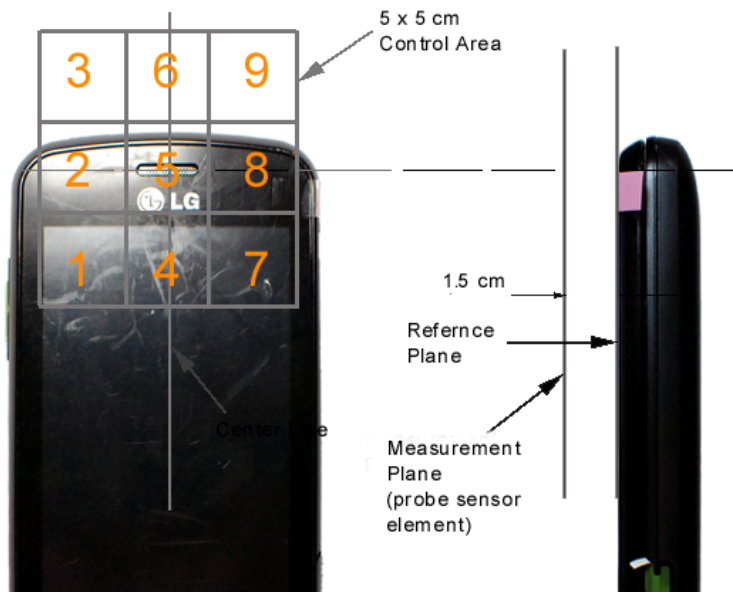


**Figure 17-1**  
**Ear Reference Point HAC Phantom Alignment**



**Figure 17-2**  
**HAC Phantom Plane Alignment**

FCC ID: ZNFL55C		HAC (RF EMISSIONS) TEST REPORT		Reviewed by: Quality Manager
HAC Filename: 0Y1108011328.ZNF	Test Dates: August 2-3, 2011	EUT Type: Cellular/PCS CDMA/EVDO Phone with BT and WLAN	Page 75 of 76	



**Figure 17-3**  
5x5 Scan grid above WD



**Figure 17-4**  
E-Field WD Scan overlay



**Figure 17-5**  
H-Field WD Scan overlay

FCC ID: ZNFL55C	PCTEST ENGINEERING LABORATORY, INC.	HAC (RF EMISSIONS) TEST REPORT	LG	Reviewed by: Quality Manager
HAC Filename: 0Y1108011328.ZNF	Test Dates: August 2-3, 2011	EUT Type: Cellular/PCS CDMA/EVDO Phone with BT and WLAN		Page 76 of 76