

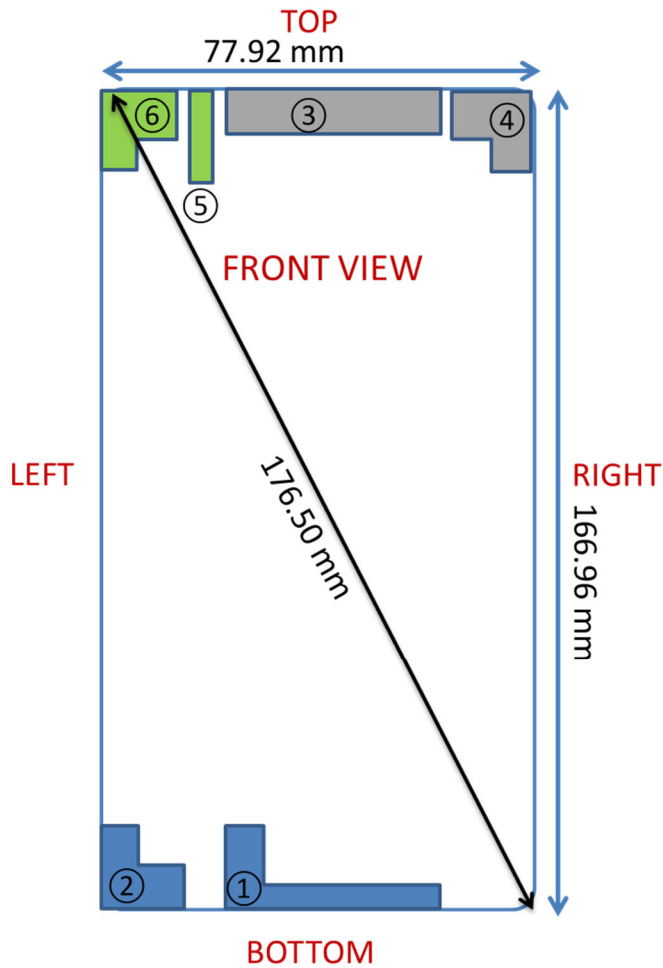


APPENDIX E: DUT ANTENNA DIAGRAM & SAR TEST SETUP PHOTOGRAPHS



FCC ID ZNFL555DL		SAR EVALUATION REPORT		Approved by: Quality Manager
Test Dates: 12/09/2019-1/13/2020	DUT Type: Portable Handset			APPENDIX E: Page 1 of 13




- ① Main Band Antenna A Tx/Rx
 1. GSM/GPRS/EDGE 850 MHz
 2. UMTS Band V
 3. CDMA/EVDO BC 0/10
 4. LTE Band 5/12/13/26/41/71
- ② Main Band Antenna B Tx/Rx
 1. GSM/GPRS/EDGE 1900 MHz
 2. UMTS Band II/IV
 3. CDMA/EVDO BC 1
 4. LTE Band 2/4/25/66
- ③ Sub Antenna C Rx Only
 1. GSM/GPRS/EDGE 850 MHz
 2. UMTS Band V
 3. CDMA/EVDO BC 0/10
 4. LTE Band 5/12/13/26/41/71
- ④ Sub Antenna D Rx Only
 1. GSM/GPRS/EDGE 1900 MHz
 2. UMTS Band II/IV
 3. CDMA/EVDO BC 1
 4. LTE Band 2/4/25/66
- ⑤ WIFI Antenna I Tx/Rx
 1. 5 GHz WIFI
- ⑥ WIFI Antenna II Tx/Rx
 1. 2.4 GHz WIFI
 2. 2.4 GHz Bluetooth
 3. GPS


Note: Exact antenna dimensions and separation distances are shown in the Technical Descriptions in the FCC Filing.

Figure E-1
DUT Antenna Locations



FCC ID ZNFL555DL		SAR EVALUATION REPORT		Approved by: Quality Manager
Test Dates: 12/09/2019-1/13/2020	DUT Type: Portable Handset			APPENDIX E: Page 2 of 13




SAR Test Setup Photo 1 – Right Cheek




SAR Test Setup Photo 2 – Right Tilt



FCC ID ZNFL555DL		SAR EVALUATION REPORT		Approved by: Quality Manager
Test Dates: 12/09/2019-1/13/2020	DUT Type: Portable Handset	APPENDIX E: Page 3 of 13		




SAR Test Setup Photo 3 – Left Cheek




SAR Test Setup Photo 4 – Left Tilt



FCC ID ZNFL555DL		SAR EVALUATION REPORT		Approved by: Quality Manager
Test Dates: 12/09/2019-1/13/2020	DUT Type: Portable Handset			APPENDIX E: Page 4 of 13




SAR Test Setup Photo 5 – Back Side at 1.0 cm




SAR Test Setup Photo 6 – Back Side at 0.4 cm



FCC ID ZNFL555DL		SAR EVALUATION REPORT		Approved by: Quality Manager
Test Dates: 12/09/2019-1/13/2020	DUT Type: Portable Handset	APPENDIX E: Page 5 of 13		




SAR Test Setup Photo 7 – Back Side at 0.0 cm




SAR Test Setup Photo 8 – Front Side at 1.0 cm



FCC ID ZNFL555DL		SAR EVALUATION REPORT		Approved by: Quality Manager
Test Dates: 12/09/2019-1/13/2020	DUT Type: Portable Handset	APPENDIX E: Page 6 of 13		




SAR Test Setup Photo 9 – Front Side at 0.3 cm



SAR Test Setup Photo 10 – Front Side at 0.0 cm



FCC ID ZNFL555DL		SAR EVALUATION REPORT		Approved by: Quality Manager
Test Dates: 12/09/2019-1/13/2020	DUT Type: Portable Handset	APPENDIX E: Page 7 of 13		



SAR Test Setup Photo 11 – Top Edge at 1.0 cm




SAR Test Setup Photo 12 – Top Edge at 0.0 cm



FCC ID ZNFL555DL		SAR EVALUATION REPORT		Approved by: Quality Manager
Test Dates: 12/09/2019-1/13/2020	DUT Type: Portable Handset	APPENDIX E: Page 8 of 13		



SAR Test Setup Photo 13 – Bottom Edge at 1.0 cm




SAR Test Setup Photo 14 – Bottom Edge at 0.4 cm



FCC ID ZNFL555DL		SAR EVALUATION REPORT		Approved by: Quality Manager
Test Dates: 12/09/2019-1/13/2020	DUT Type: Portable Handset	APPENDIX E: Page 9 of 13		




SAR Test Setup Photo 15 – Bottom Edge at 0.0 cm




SAR Test Setup Photo 16 – Right Edge at 1.0 cm



FCC ID ZNFL555DL		SAR EVALUATION REPORT		Approved by: Quality Manager
Test Dates: 12/09/2019-1/13/2020	DUT Type: Portable Handset			APPENDIX E: Page 10 of 13




SAR Test Setup Photo 17 – Right Edge at 0.0 cm




SAR Test Setup Photo 18 – Left Edge at 1.0 cm



FCC ID ZNFL555DL		SAR EVALUATION REPORT		Approved by: Quality Manager
Test Dates: 12/09/2019-1/13/2020	DUT Type: Portable Handset	APPENDIX E: Page 11 of 13		

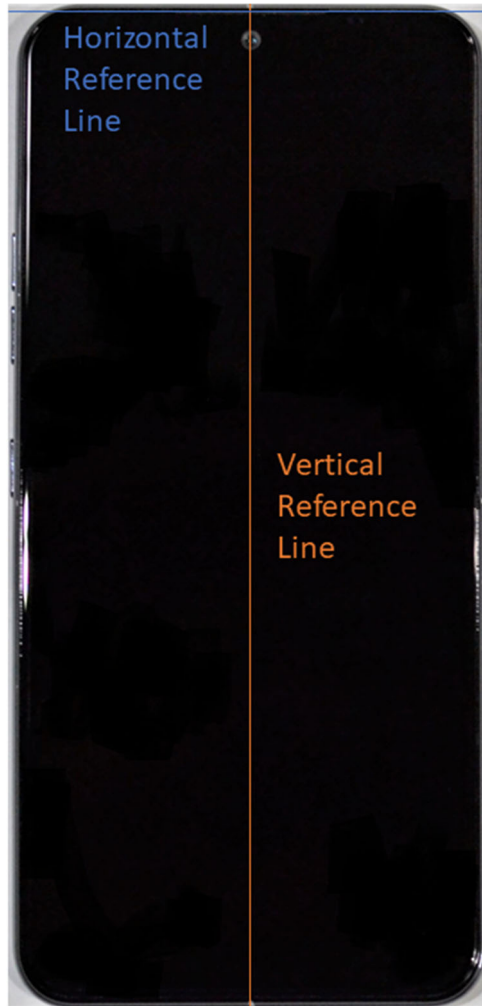


SAR Test Setup Photo 19 – Left Edge at 0.3 cm





SAR Test Setup Photo 20 – Left Edge at 0.0 cm

FCC ID ZNFL555DL		SAR EVALUATION REPORT		Approved by: Quality Manager
Test Dates: 12/09/2019-1/13/2020	DUT Type: Portable Handset			APPENDIX E: Page 12 of 13



SAR Test Setup Photo 21 – Horizontal and Vertical Reference Lines

FCC ID ZNFL555DL		SAR EVALUATION REPORT		Approved by: Quality Manager
Test Dates: 12/09/2019-1/13/2020	DUT Type: Portable Handset			APPENDIX E: Page 13 of 13