



## 17. TEST PHOTOGRAPHS

See following Attached Pages for setup photographs.

<b>FCC ID:</b> ZNFL53AL	 <b>PCTEST</b> ENGINEERING LABORATORY, INC.	<b>HAC (RF EMISSIONS) TEST REPORT</b>	 <b>LG</b>	<b>Reviewed by:</b> Quality Manager
<b>Filename:</b> 0Y1605060893-R1.ZNF	<b>Test Dates:</b> 05/09/2016 - 05/11/2016	<b>EUT Type:</b> Portable Handset	Page 64 of 66	


© 2016 PCTEST Engineering Laboratory, Inc.

REV 3.1.M  
05/09/2016



© 2016 PCTEST Engineering Laboratory, Inc. All rights reserved. Unless otherwise specified, no part of this report may be reproduced or utilized in any part, form or by any means, electronic or mechanical, including photocopying and microfilm, without permission in writing from PCTEST Engineering Laboratory, Inc. If you have any questions about this international copyright or have an enquiry about obtaining additional rights to this report or assembly of contents thereof, please contact [INFO@PCTESTLAB.COM](mailto:INFO@PCTESTLAB.COM).



**Figure 17-1**  
**Ear Reference Point HAC Phantom Alignment**



**Figure 17-2**  
**HAC Phantom Plane Alignment**

FCC ID: ZNFL53AL	 <b>PCTEST</b> <small>ENGINEERING LABORATORY, INC.</small>	HAC (RF EMISSIONS) TEST REPORT	 <b>LG</b> Reviewed by: Quality Manager
Filename: 0Y1605060893-R1.ZNF	Test Dates: 05/09/2016 - 05/11/2016	EUT Type: Portable Handset	Page 65 of 66

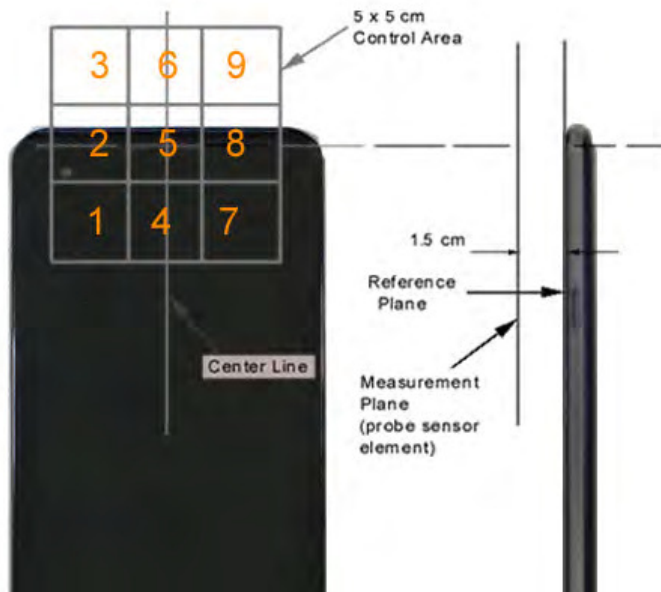


Figure 17-3 5x5 Scan grid above WD (Acoustic Centered Scan area pictured)



Figure 17-4 E-Field WD Scan overlay (T-Coil Centered Scan area pictured)

FCC ID: ZNFL53AL	PCTEST ENGINEERING LABORATORY, INC.	HAC (RF EMISSIONS) TEST REPORT	LG	Reviewed by: Quality Manager
Filename: 0Y1605060893-R1.ZNF	Test Dates: 05/09/2016 - 05/11/2016	EUT Type: Portable Handset		Page 66 of 66