

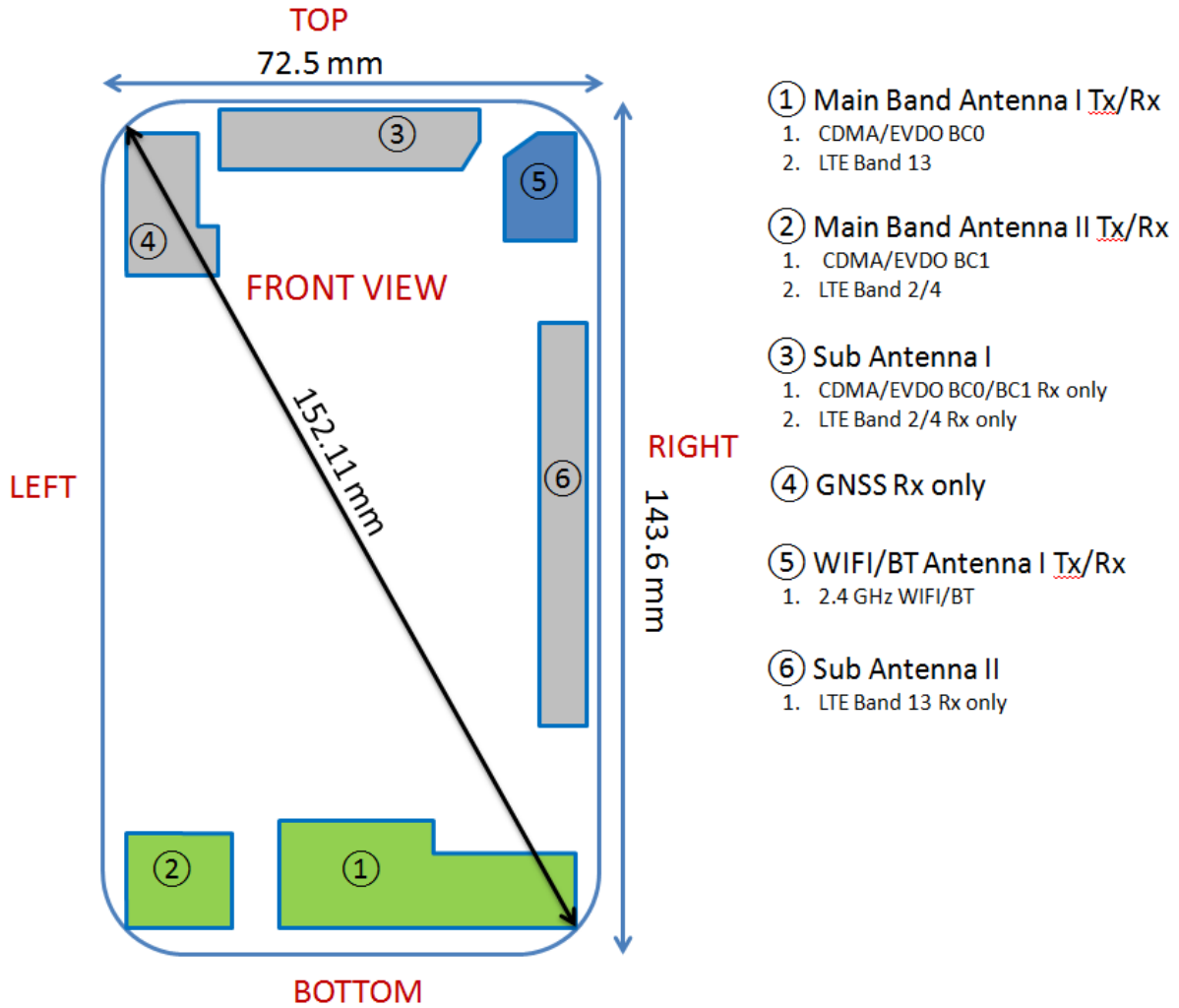




APPENDIX F: DUT ANTENNA DIAGRAM & SAR TEST SETUP PHOTOGRAPHS

FCC ID ZNFL52VL	 PCTEST ENGINEERING LABORATORY, INC.	SAR EVALUATION REPORT		Reviewed by: Quality Manager
Test Dates: 11/23/15 - 11/27/15	DUT Type: Portable Handset			APPENDIX F: Page 1 of 8



Note: Exact antenna dimensions and separation distances are shown in the Technical Descriptions in the FCC Filing.

Figure F-1
DUT Antenna Locations



FCC ID ZNFL52VL		SAR EVALUATION REPORT		Reviewed by: Quality Manager
Test Dates: 11/23/15 - 11/27/15	DUT Type: Portable Handset			APPENDIX F: Page 2 of 8



SAR Test Setup Photo 1 – Right Cheek




SAR Test Setup Photo 2 – Right Tilt



FCC ID ZNFL52VL	 <small>PROVISION LABORATORY, INC.</small>	SAR EVALUATION REPORT		Reviewed by: Quality Manager
Test Dates: 11/23/15 - 11/27/15	DUT Type: Portable Handset			APPENDIX F: Page 3 of 8




SAR Test Setup Photo 3 – Left Cheek




SAR Test Setup Photo 4 – Left Tilt



FCC ID ZNFL52VL		SAR EVALUATION REPORT		Reviewed by: Quality Manager
Test Dates: 11/23/15 - 11/27/15	DUT Type: Portable Handset			APPENDIX F: Page 4 of 8



SAR Test Setup Photo 5 – Back Side (10 mm)



SAR Test Setup Photo 6 – Front Side (10 mm)



FCC ID ZNFL52VL		SAR EVALUATION REPORT		Reviewed by: Quality Manager
Test Dates: 11/23/15 - 11/27/15	DUT Type: Portable Handset			APPENDIX F: Page 5 of 8




SAR Test Setup Photo 7 – Top Side (10 mm)




SAR Test Setup Photo 8 – Bottom Side (10 mm)



FCC ID ZNFL52VL	 <small>PROFESSIONAL LABORATORY, INC.</small>	SAR EVALUATION REPORT		Reviewed by: Quality Manager
Test Dates: 11/23/15 - 11/27/15	DUT Type: Portable Handset			APPENDIX F: Page 6 of 8



SAR Test Setup Photo 9 – Right Side (10 mm)





SAR Test Setup Photo 10 – Left Side (10 mm)

FCC ID ZNFL52VL		SAR EVALUATION REPORT		Reviewed by: Quality Manager
Test Dates: 11/23/15 - 11/27/15	DUT Type: Portable Handset	APPENDIX F: Page 7 of 8		



SAR Test Setup Photo 11 – Horizontal and Vertical Reference Lines

FCC ID ZNFL52VL		SAR EVALUATION REPORT		Reviewed by: Quality Manager
Test Dates: 11/23/15 - 11/27/15	DUT Type: Portable Handset	APPENDIX F: Page 8 of 8		