

# 13. TEST SETUP PHOTOGRAPHS



Figure 13-1  
Test Setup for Wireless Device







Figure 13-2  
Test Setup for Wireless Device

FCC ID: ZNFL45C	 PCTEST Engineering Laboratory, Inc.	HAC (T-COIL) TEST REPORT	 LG	Reviewed by: Quality Manager
Filename: 0Y1107191256.ZNF	Test Dates: 7/19/2011 - 7/20/2011	EUT Type: Cellular/PCS CDMA/EVDO Phone with BT and WLAN		Page 36 of 37



Axial



Radial H (Transverse)

Radial V (Longitudinal)

**Figure 13-3**

**T-Coil Scan Overlay Magnetic Field Distributions**

Note: Final measurement locations are indicated by a cursor on the contour plots.

FCC ID: ZNFL45C		HAC (T-COIL) TEST REPORT		Reviewed by: Quality Manager
Filename: 0Y1107191256.ZNF	Test Dates: 7/19/2011 - 7/20/2011	EUT Type: Cellular/PCS CDMA/EVDO Phone with BT and WLAN	Page 37 of 37	