





# APPENDIX D: SAR TEST SETUP PHOTOGRAPHS



<b>FCC ID:</b> ZNFL45C	 <b>PCTEST</b> ENGINEERING LABORATORY, INC.	<b>SAR COMPLIANCE REPORT</b>	 <b>LG</b>	<b>Reviewed by:</b> Quality Manager
<b>Test Dates:</b> 07/18/11 - 08/08/11	<b>EUT Type:</b> Cellular/PCS CDMA/EvDO Phone with Bluetooth and WLAN			Page i of iv



**SAR Test Setup Photo 1: Right Touch**



**SAR Test Setup Photo 2: Right Tilt**



<b>FCC ID:</b> ZNFL45C	 <b>PCTEST</b> <small>ENGINEERING LABORATORY, INC.</small>	<b>SAR COMPLIANCE REPORT</b>		<b>Reviewed by:</b> Quality Manager
<b>Test Dates:</b> 07/18/11 - 08/08/11	<b>EUT Type:</b> Cellular/PCS CDMA/EvDO Phone with Bluetooth and WLAN			Page ii of iv



**SAR Test Setup Photo 3: Left Touch**





**SAR Test Setup Photo 4: Left Tilt**

FCC ID: ZNFL45C	 <b>PCTEST</b> <small>ENGINEERING LABORATORY, INC.</small>	SAR COMPLIANCE REPORT		Reviewed by: Quality Manager
Test Dates: 07/18/11 - 08/08/11	EUT Type: Cellular/PCS CDMA/EvDO Phone with Bluetooth and WLAN			Page iii of iv



**SAR Test Setup Photo 5: Body-Worn Back at 2.0 cm**

**Note:** Headset Cable is connected to the device during Body-Worn SAR assessment, as seen above.

<b>FCC ID:</b> ZNFL45C		<b>SAR COMPLIANCE REPORT</b>		<b>Reviewed by:</b> Quality Manager
<b>Test Dates:</b> 07/18/11 - 08/08/11	<b>EUT Type:</b> Cellular/PCS CDMA/EvDO Phone with Bluetooth and WLAN			Page iv of iv