

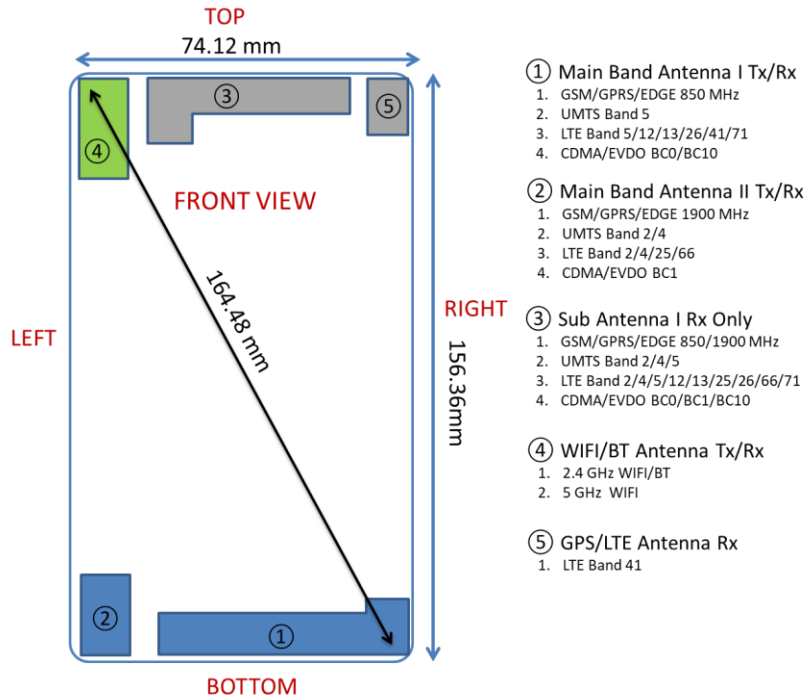




# APPENDIX E: DUT ANTENNA DIAGRAM & SAR TEST SETUP PHOTOGRAPHS


<b>FCC ID:</b> ZNFL455DL	 <b>PCTEST</b> <small>ENGINEERING LABORATORY, INC.</small>	<b>SAR EVALUATION REPORT</b>	 <b>LG</b>	<b>Approved by:</b> Quality Manager
<b>Test Dates:</b> 12/05/2019 – 01/16/2020	<b>DUT Type:</b> Portable Handset			<b>APPENDIX E:</b> Page 1 of 12



Note: Exact antenna dimensions and separation distances are shown in the Technical Descriptions in the FCC Filing.

**Figure E-1**  
**DUT Antenna Locations**



<b>FCC ID:</b> ZNFL455DL	 <b>PCTEST</b> ENGINEERING LABORATORY, INC.	<b>SAR EVALUATION REPORT</b>	 <b>LG</b>	<b>Approved by:</b> Quality Manager
<b>Test Dates:</b> 12/05/2019 – 01/16/2020	<b>DUT Type:</b> Portable Handset			<b>APPENDIX E:</b> Page 2 of 12



**SAR Test Setup Photo 1 – Right Check**




**SAR Test Setup Photo 2 – Right Tilt**



<b>FCC ID:</b> ZNFL455DL	 <b>SAR EVALUATION REPORT</b> 	<b>Approved by:</b> Quality Manager
<b>Test Dates:</b> 12/05/2019 – 01/16/2020	<b>DUT Type:</b> Portable Handset	<b>APPENDIX E:</b> Page 3 of 12



**SAR Test Setup Photo 3 – Left Check**



**SAR Test Setup Photo 4 - Left Tilt**


<b>FCC ID:</b> ZNFL455DL	 <b>SAR EVALUATION REPORT</b> 	<b>Approved by:</b> Quality Manager
<b>Test Dates:</b> 12/05/2019 – 01/16/2020	<b>DUT Type:</b> Portable Handset	<b>APPENDIX E:</b> Page 4 of 12



**SAR Test Setup Photo 5 – Back Side at 10 mm**



**SAR Test Setup Photo 6 – Back Side at 2 mm**



<b>FCC ID:</b> ZNFL455DL	 <b>SAR EVALUATION REPORT</b> 	<b>Approved by:</b> Quality Manager
<b>Test Dates:</b> 12/05/2019 – 01/16/2020	<b>DUT Type:</b> Portable Handset	<b>APPENDIX E:</b> Page 5 of 12



**SAR Test Setup Photo 7 – Back Side at 0 mm**




**SAR Test Setup Photo 8 – Front Side at 10 mm**



<b>FCC ID:</b> ZNFL455DL	 <b>SAR EVALUATION REPORT</b> 	<b>Approved by:</b> Quality Manager
<b>Test Dates:</b> 12/05/2019 – 01/16/2020	<b>DUT Type:</b> Portable Handset	<b>APPENDIX E:</b> Page 6 of 12



SAR Test Setup Photo 9 – Front Side at 0 mm




SAR Test Setup Photo 10 – Top Edge at 10 mm


<b>FCC ID:</b> ZNFL455DL	 <b>SAR EVALUATION REPORT</b> 	<b>Approved by:</b> Quality Manager
<b>Test Dates:</b> 12/05/2019 – 01/16/2020	<b>DUT Type:</b> Portable Handset	<b>APPENDIX E:</b> Page 7 of 12



SAR Test Setup Photo 11 – Top Edge at 0 mm



SAR Test Setup Photo 12 – Bottom Edge at 10 mm

<b>FCC ID:</b> ZNFL455DL	 <b>SAR EVALUATION REPORT</b> 	<b>Approved by:</b> Quality Manager
<b>Test Dates:</b> 12/05/2019 – 01/16/2020	<b>DUT Type:</b> Portable Handset	<b>APPENDIX E:</b> Page 8 of 12







**SAR Test Setup Photo 13 – Bottom Edge at 0 mm**



**SAR Test Setup Photo 14 – Right Edge at 10 mm**



<b>FCC ID:</b> ZNFL455DL	 <b>SAR EVALUATION REPORT</b> 	<b>Approved by:</b> Quality Manager
<b>Test Dates:</b> 12/05/2019 – 01/16/2020	<b>DUT Type:</b> Portable Handset	<b>APPENDIX E:</b> Page 9 of 12



**SAR Test Setup Photo 15 – Right Edge at 0 mm**





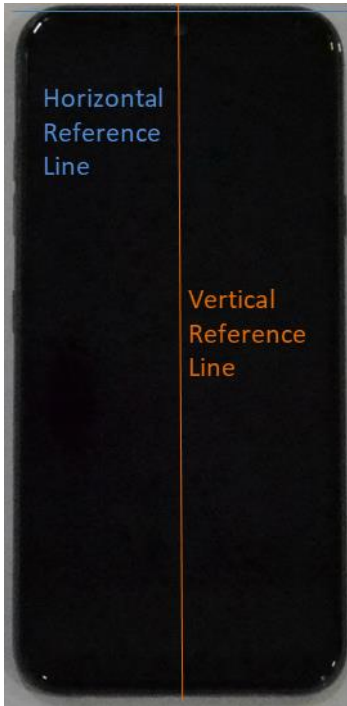
**SAR Test Setup Photo 16 – Left Edge at 10 mm**

<b>FCC ID:</b> ZNFL455DL	 <b>SAR EVALUATION REPORT</b> 	<b>Approved by:</b> Quality Manager
<b>Test Dates:</b> 12/05/2019 – 01/16/2020	<b>DUT Type:</b> Portable Handset	<b>APPENDIX E:</b> Page 10 of 12





**SAR Test Setup Photo 17 – Left Edge at 0 mm**

<b>FCC ID:</b> ZNFL455DL	 <b>SAR EVALUATION REPORT</b> 	<b>Approved by:</b> Quality Manager
<b>Test Dates:</b> 12/05/2019 – 01/16/2020	<b>DUT Type:</b> Portable Handset	<b>APPENDIX E:</b> Page 11 of 12



**SAR Test Setup Photo 18 – Horizontal and Vertical Lines**

<b>FCC ID:</b> ZNFL455DL	 <b>SAR EVALUATION REPORT</b> 	<b>Approved by:</b> Quality Manager
<b>Test Dates:</b> 12/05/2019 – 01/16/2020	<b>DUT Type:</b> Portable Handset	<b>APPENDIX E:</b> Page 12 of 12