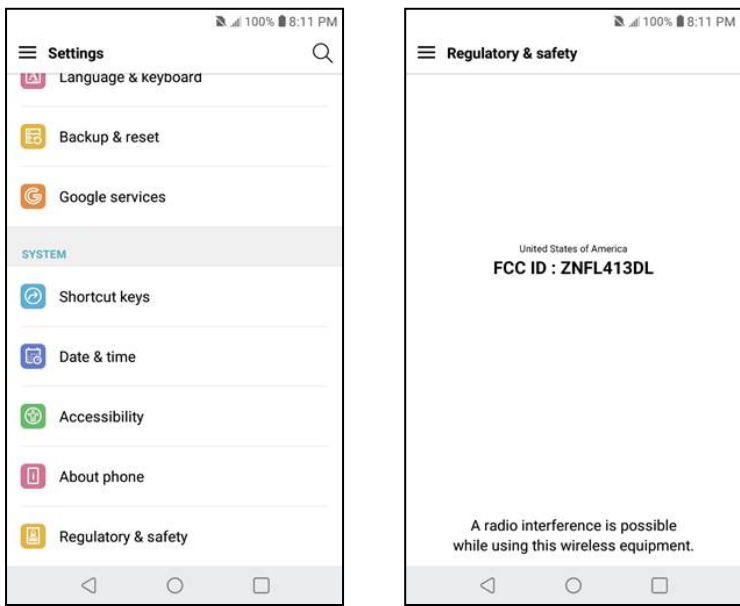


Description of E-Label on the ZNFL413DL

❖ FCC ID is applied by E-Label on the device



Settings Menu

Step 1	Select "Settings"
Step 2	Select "Regulatory & Safety"

❖ Instruction of E-Label on the user manual

Regulatory information(FCC ID number, etc)

You can view regulatory marks and related information on your device.

On the settings screen, tap **Settings**> **Regulatory & Safety**.

❖ FCC ID is applied on packaging Label

Model No: LML413DL
FCC ID : ZNFL413DL
S/N : XXXX
Made in XXXX
IMEI or MEID : XXXXXXXXXXXXX

Note!

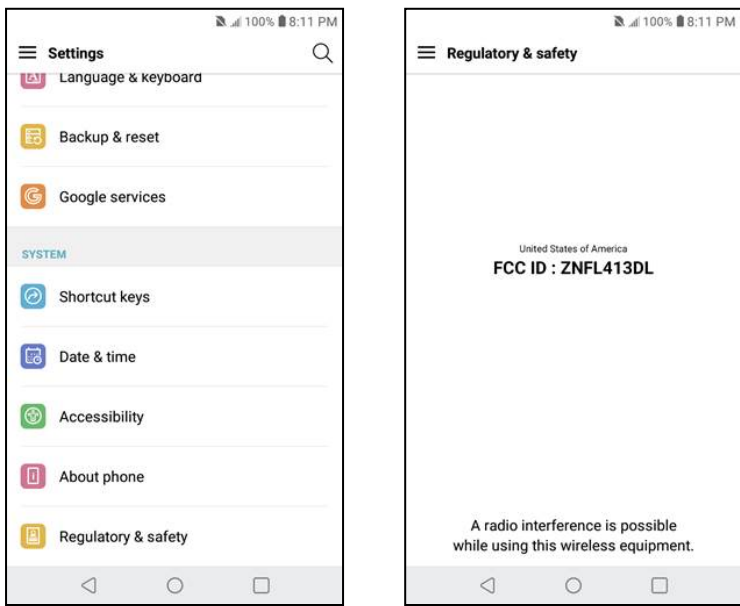
We, LG Electronics MobileComm USA, state that at the time of purchase, the FCC ID is readily and physically visible to the purchaser on the packaging Label per 2.925(d).

So, The FCC ID will be able to survive normal shipping and handling so it is visible for inspection at the time of import. We have programmed the e-label and it is not able to be modified by any third party.

Also, SIM Card in is not required to access the FCC ID number.

Description of E-Label on the ZNFL413DL

❖ FCC ID is applied by E-Label on the device



Settings Menu

Step 1	Select "Settings"
Step 2	Select "Regulatory & Safety"

❖ Instruction of E-Label on the user manual

Regulatory information(FCC ID number, etc)

You can view regulatory marks and related information on your device.

On the settings screen, tap **Settings**> **Regulatory & Safety**.

❖ FCC ID is applied on packaging Label

Model No: LM-L413DL
FCC ID : ZNFL413DL
S/N : XXXX
Made in XXXX
IMEI or MEID : XXXXXXXXXXXXX

Note!

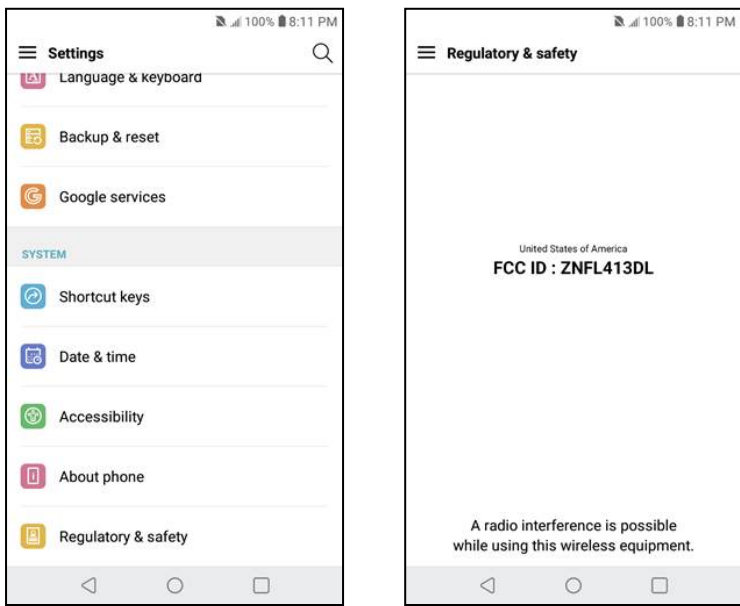
We, LG Electronics MobileComm USA, state that at the time of purchase, the FCC ID is readily and physically visible to the purchaser on the packaging Label per 2.925(d).

So, The FCC ID will be able to survive normal shipping and handling so it is visible for inspection at the time of import. We have programmed the e-label and it is not able to be modified by any third party.

Also, SIM Card in is not required to access the FCC ID number.

Description of E-Label on the ZNFL413DL

❖ FCC ID is applied by E-Label on the device



Settings Menu

Step 1	Select "Settings"
Step 2	Select "Regulatory & Safety"

❖ Instruction of E-Label on the user manual

Regulatory information(FCC ID number, etc)

You can view regulatory marks and related information on your device.

On the settings screen, tap **Settings**> **Regulatory & Safety**.

❖ FCC ID is applied on packaging Label

Model No: L413DL
FCC ID : ZNFL413DL
S/N : XXXX
Made in XXXX
IMEI or MEID : XXXXXXXXXXXXX

Note!

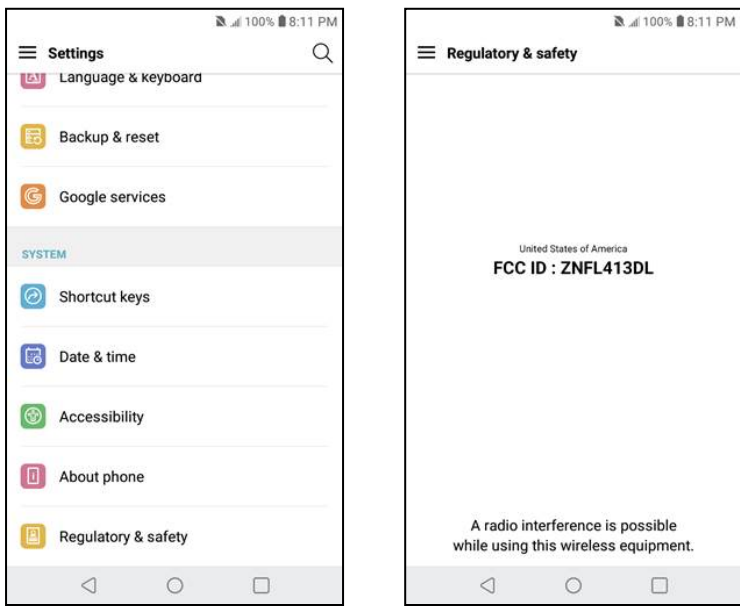
We, LG Electronics MobileComm USA, state that at the time of purchase, the FCC ID is readily and physically visible to the purchaser on the packaging Label per 2.925(d).

So, The FCC ID will be able to survive normal shipping and handling so it is visible for inspection at the time of import. We have programmed the e-label and it is not able to be modified by any third party.

Also, SIM Card in is not required to access the FCC ID number.

Description of E-Label on the ZNFL413DL

❖ FCC ID is applied by E-Label on the device



Settings Menu

Step 1	Select "Settings"
Step 2	Select "Regulatory & Safety"

❖ Instruction of E-Label on the user manual

Regulatory information(FCC ID number, etc)

You can view regulatory marks and related information on your device.

On the settings screen, tap **Settings**> **Regulatory & Safety**.

❖ FCC ID is applied on packaging Label

Model No: LM-X410ULMG
FCC ID : ZNFL413DL
S/N : XXXX
Made in XXXX
IMEI or MEID : XXXXXXXXXXXXX

Note!

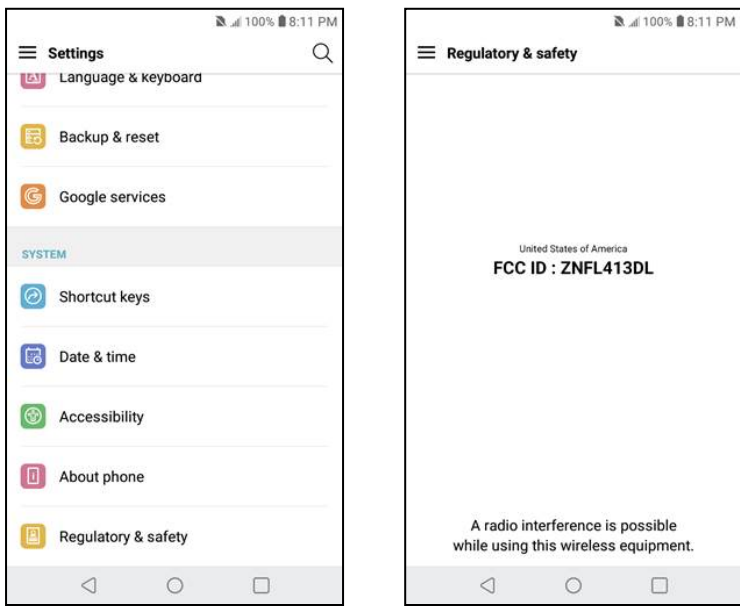
We, LG Electronics MobileComm USA, state that at the time of purchase, the FCC ID is readily and physically visible to the purchaser on the packaging Label per 2.925(d).

So, The FCC ID will be able to survive normal shipping and handling so it is visible for inspection at the time of import. We have programmed the e-label and it is not able to be modified by any third party.

Also, SIM Card in is not required to access the FCC ID number.

Description of E-Label on the ZNFL413DL

❖ FCC ID is applied by E-Label on the device



Settings Menu

Step 1	Select "Settings"
Step 2	Select "Regulatory & Safety"

❖ Instruction of E-Label on the user manual

Regulatory information(FCC ID number, etc)

You can view regulatory marks and related information on your device.

On the settings screen, tap **Settings> Regulatory & Safety**.

❖ FCC ID is applied on packaging Label

Model No: LMX410ULMG
FCC ID : ZNFL413DL
S/N : XXXX
Made in XXXX
IMEI or MEID : XXXXXXXXXXXXX

Note!

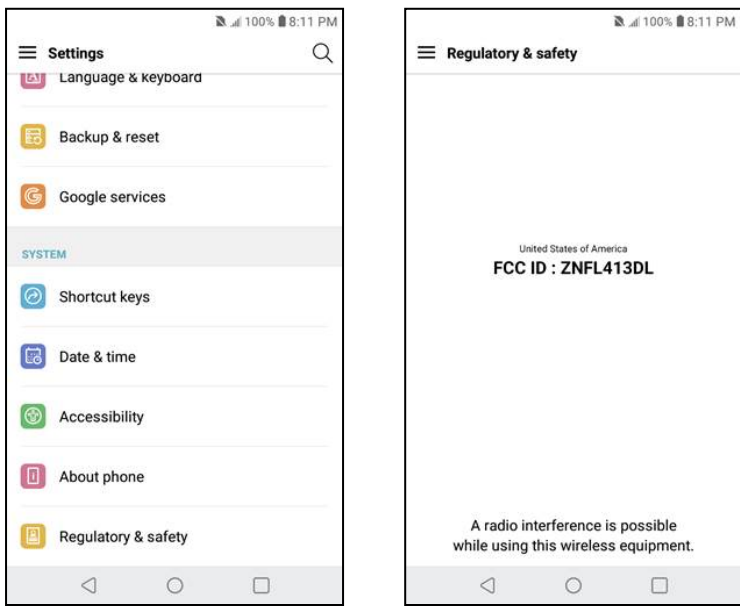
We, LG Electronics MobileComm USA, state that at the time of purchase, the FCC ID is readily and physically visible to the purchaser on the packaging Label per 2.925(d).

So, The FCC ID will be able to survive normal shipping and handling so it is visible for inspection at the time of import. We have programmed the e-label and it is not able to be modified by any third party.

Also, SIM Card in is not required to access the FCC ID number.

Description of E-Label on the ZNFL413DL

❖ FCC ID is applied by E-Label on the device



Settings Menu

Step 1	Select "Settings"
Step 2	Select "Regulatory & Safety"

❖ Instruction of E-Label on the user manual

Regulatory information(FCC ID number, etc)

You can view regulatory marks and related information on your device.

On the settings screen, tap **Settings**> **Regulatory & Safety**.

❖ FCC ID is applied on packaging Label

Model No: X410ULMG
FCC ID : ZNFL413DL
S/N : XXXX
Made in XXXX
IMEI or MEID : XXXXXXXXXXXXX

Note!

We, LG Electronics MobileComm USA, state that at the time of purchase, the FCC ID is readily and physically visible to the purchaser on the packaging Label per 2.925(d).

So, The FCC ID will be able to survive normal shipping and handling so it is visible for inspection at the time of import. We have programmed the e-label and it is not able to be modified by any third party.

Also, SIM Card in is not required to access the FCC ID number.