



APPENDIX F: DUT ANTENNA DIAGRAM & SAR TEST SETUP PHOTOGRAPHS

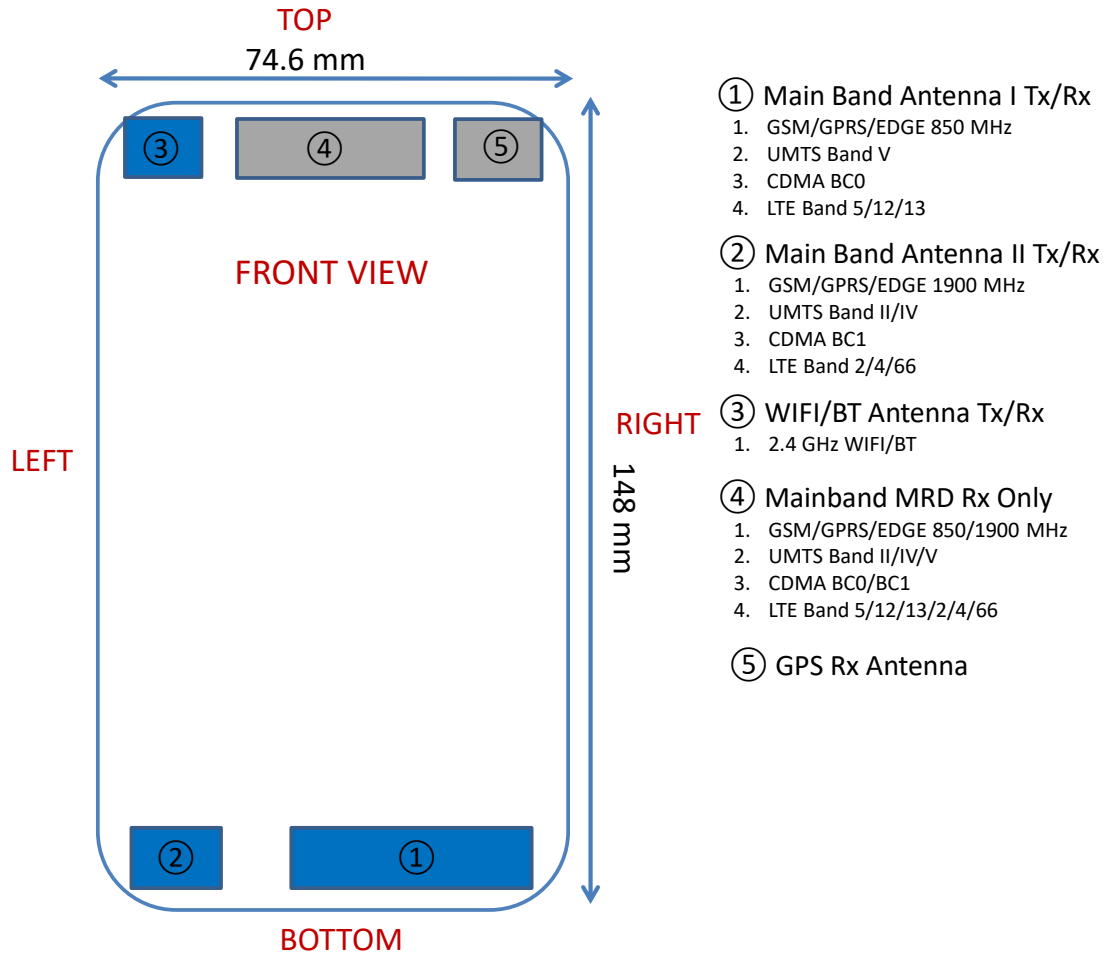
FCC ID ZNFL413DL		SAR EVALUATION REPORT		Approved by: Quality Manager
Test Dates: 11/20/17 - 12/12/17	DUT Type: Portable Handset			Page 1 of 8

© 2017 PCTEST Engineering Laboratory, Inc.



REV 20.05 M
11/15/2017


© 2017 PCTEST Engineering Laboratory, Inc. All rights reserved. Unless otherwise specified, no part of this report may be reproduced or utilized in any part, form or by any means, electronic or mechanical, including photocopying and microfilm, without permission in writing from PCTEST Engineering Laboratory, Inc. If you have any questions about this international copyright or have an enquiry about obtaining additional rights to this report or assembly of contents thereof, please contact INFO@PCTEST.COM.

Note: Exact antenna dimensions and separation distances are shown in the Technical Descriptions in the FCC Filing.




**Figure F-1
DUT Antenna Locations**



FCC ID ZNFL413DL	 PCTEST ENGINEERING LABORATORY, INC.	SAR EVALUATION REPORT	 LG	Approved by: Quality Manager
Test Dates: 11/20/17 - 12/12/17	DUT Type: Portable Handset			Page 2 of 8




SAR Test Setup Photo 1 – Right Cheek




SAR Test Setup Photo 2 – Right Tilt



FCC ID ZNFL413DL		SAR EVALUATION REPORT		Approved by: Quality Manager
Test Dates: 11/20/17 - 12/12/17	DUT Type: Portable Handset			Page 3 of 8




SAR Test Setup Photo 3 – Left Cheek




SAR Test Setup Photo 4 – Left Tilt



FCC ID ZNFL413DL	 PCTEST <small>ENGINEERING LABORATORY, INC.</small>	SAR EVALUATION REPORT		Approved by: Quality Manager
Test Dates: 11/20/17 - 12/12/17	DUT Type: Portable Handset			Page 4 of 8



SAR Test Setup Photo 5 – Back Side at 10 mm




SAR Test Setup Photo 6 – Front Side at 10 mm



FCC ID ZNFL413DL		SAR EVALUATION REPORT		Approved by: Quality Manager
Test Dates: 11/20/17 - 12/12/17	DUT Type: Portable Handset			Page 5 of 8




SAR Test Setup Photo 7 – Top Edge at 10 mm




SAR Test Setup Photo 8 – Bottom Edge at 10 mm



FCC ID ZNFL413DL	 PCTEST <small>ENGINEERING LABORATORY, INC.</small>	SAR EVALUATION REPORT		Approved by: Quality Manager
Test Dates: 11/20/17 - 12/12/17	DUT Type: Portable Handset			Page 6 of 8



SAR Test Setup Photo 9 – Right Edge at 10 mm





SAR Test Setup Photo 10 – Left Edge at 10 mm

FCC ID ZNFL413DL		SAR EVALUATION REPORT		Approved by: Quality Manager
Test Dates: 11/20/17 - 12/12/17	DUT Type: Portable Handset			Page 7 of 8



SAR Test Setup Photo 11 – Horizontal and Vertical Reference Lines

FCC ID ZNFL413DL		SAR EVALUATION REPORT		Approved by: Quality Manager
Test Dates: 11/20/17 - 12/12/17	DUT Type: Portable Handset			Page 8 of 8