





APPENDIX D: SAR TEST SETUP PHOTOGRAPHS



FCC ID: ZNFL40G	 PCTEST ENGINEERING LABORATORY, INC.	SAR EVALUATION REPORT	 LG	Reviewed by: Quality Manager
Test Dates: 04/17/12 - 04/19/12	DUT Type: Portable Handset			Page D1 of D4




SAR Test Setup Photo 1: Right Touch




SAR Test Setup Photo 2: Right Tilt



FCC ID: ZNFL40G	 PCTEST <small>ENGINEERING LABORATORY, INC.</small>	SAR EVALUATION REPORT		Reviewed by: Quality Manager
Test Dates: 04/17/12 - 04/19/12	DUT Type: Portable Handset			Page D2 of D4




SAR Test Setup Photo 3: Left Touch





SAR Test Setup Photo 4: Left Tilt

FCC ID: ZNFL40G		SAR EVALUATION REPORT		Reviewed by: Quality Manager
Test Dates: 04/17/12 - 04/19/12	DUT Type: Portable Handset			Page D3 of D4



SAR Test Setup Photo 5: Body-Worn at 1.5 cm

Note: Headset Cable is connected to the device during body-worn SAR assessment, as seen above.

FCC ID: ZNFL40G		SAR EVALUATION REPORT		Reviewed by: Quality Manager
Test Dates: 04/17/12 - 04/19/12	DUT Type: Portable Handset			Page D4 of D4