

13. TEST SETUP PHOTOGRAPHS



FCC ID: ZNFL34C		HAC (T-COIL) TEST REPORT		Reviewed by: Quality Manager
Filename: 0Y1401200118.ZNF	Test Dates: January 21-23, 2014	EUT Type: Portable Handset		Page 35 of 37



Figure 13-1
Test Setup for Wireless Device




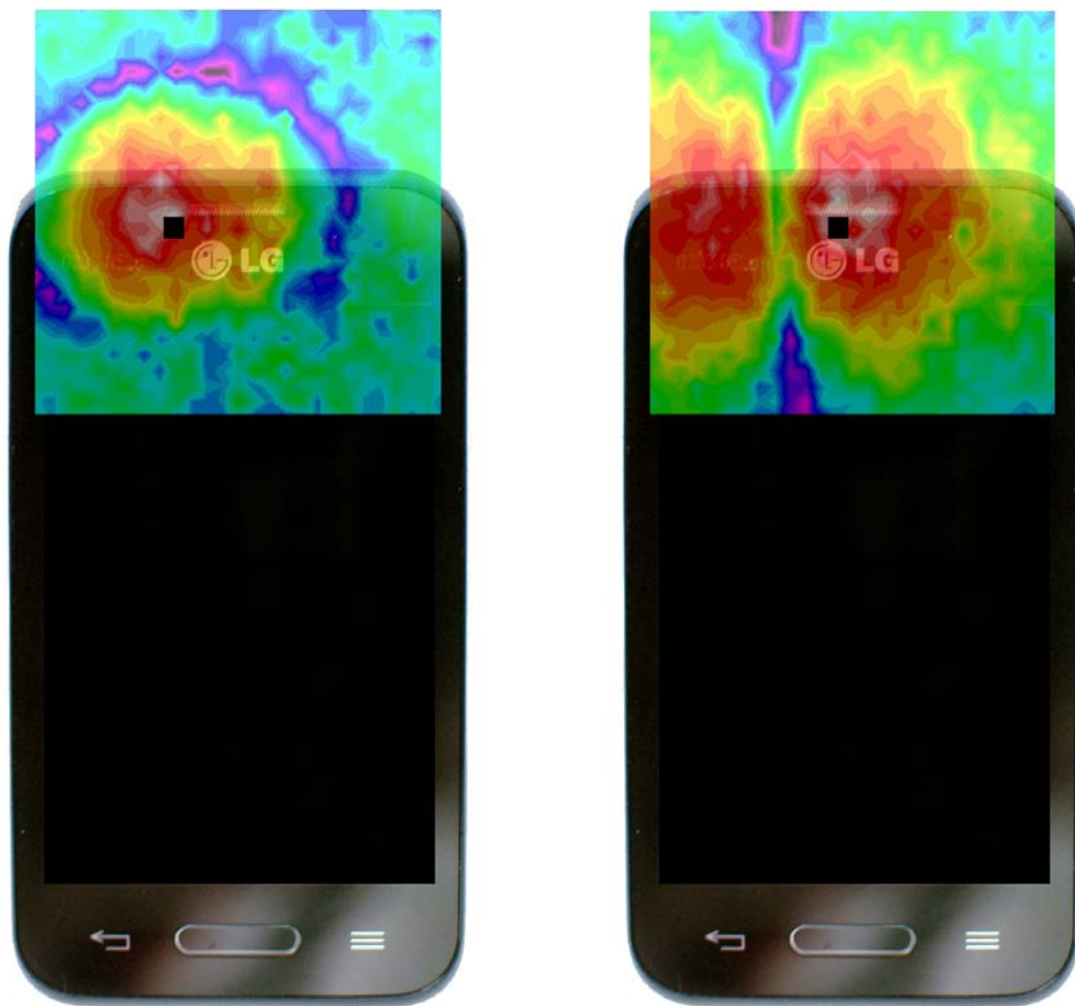


Figure 13-2
Test Setup for Wireless Device

FCC ID: ZNFL34C	 PCTEST ENGINEERING LABORATORY, INC.	HAC (T-COIL) TEST REPORT	 LG	Reviewed by: Quality Manager
Filename: 0Y1401200118.ZNF	Test Dates: January 21-23, 2014	EUT Type: Portable Handset		Page 36 of 37





Axial

Radial (Transverse)

Figure 13-3
T-Coil Scan Overlay Magnetic Field Distributions

Note: Final measurement locations are indicated by a cursor on the contour plots.

FCC ID: ZNFL34C	 PCTEST ENGINEERING LABORATORY, INC.	HAC (T-COIL) TEST REPORT	 LG	Reviewed by: Quality Manager
Filename: 0Y1401200118.ZNF	Test Dates: January 21-23, 2014	EUT Type: Portable Handset		Page 37 of 37