




## 17. TEST PHOTOGRAPHS

See following Attached Pages for setup photographs.



|                                      |   |                                       |   |  |
|--------------------------------------|---|---------------------------------------|---|--|
| <b>FCC ID:</b> ZNFL22C               |  <b>PCTEST</b><br>ENGINEERING LABORATORY, INC. | <b>HAC (RF EMISSIONS) TEST REPORT</b> |  <b>LG</b> | <b>Reviewed by:</b><br>Quality Manager |
| <b>Filename:</b><br>0Y1502050391.ZNF | <b>Test Dates:</b><br>02/02/2015 - 02/06/2015   | <b>EUT Type:</b><br>Portable Handset  | Page 55 of 57   |  |

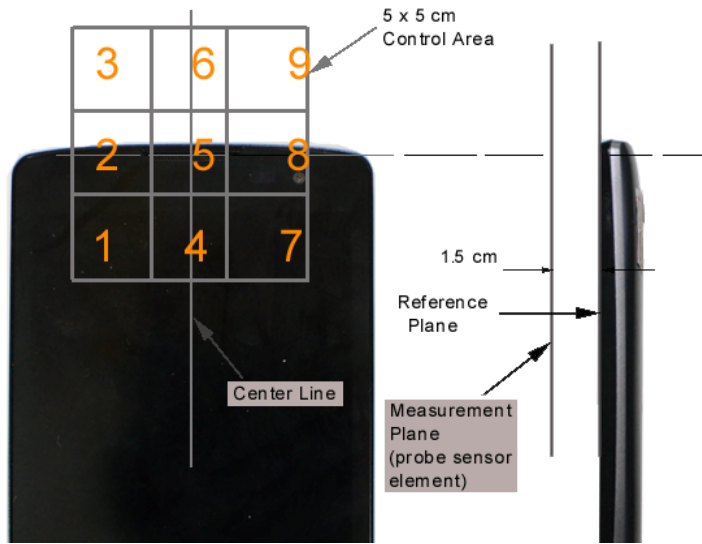


**Figure 17-1**  
**Ear Reference Point HAC Phantom Alignment**



**Figure 17-2**  
**HAC Phantom Plane Alignment**

|                                      |  |                                       |  |
|--------------------------------------|--|---------------------------------------|--|
| <b>FCC ID:</b> ZNFL22C               |  <b>PCTEST</b><br><small>ENGINEERING LABORATORY, INC.</small> | <b>HAC (RF EMISSIONS) TEST REPORT</b> |  <b>Reviewed by:</b><br>Quality Manager |
| <b>Filename:</b><br>0Y1502050391.ZNF | <b>Test Dates:</b><br>02/02/2015 - 02/06/2015  | <b>EUT Type:</b><br>Portable Handset  | Page 56 of 57  |



**Figure 17-3 5x5 Scan grid above WD**  
(Acoustic Centered Scan Area Pictured)



**Figure 17-4 E-Field WD Scan overlay**  
(T-coil Centered Scan Area Pictured)

|                               |  |                                |    |                                 |
|-------------------------------|--|--------------------------------|----|---------------------------------|
| FCC ID: ZNFL22C               | PCTEST<br>ENGINEERING LABORATORY, INC. | HAC (RF EMISSIONS) TEST REPORT | LG | Reviewed by:<br>Quality Manager |
| Filename:<br>0Y1502050391.ZNF | Test Dates:<br>02/02/2015 - 02/06/2015 | EUT Type:<br>Portable Handset  |    | Page 57 of 57                   |